



FESSH-ESHT 2023 CONGRESS

10-13 MAY 2023 RIMINI, ITALY

FINAL PROGRAM



FESSH
Federation of
European Societies for
Surgery of the Hand



EFSSH
EUROPEAN FEDERATION
OF SOCIETIES FOR HAND THERAPY

www.fessh-efsht2023.com



TABLE OF CONTENT

Welcome message	4
Congress committees	6
Floor plan	7
General information	9
Congress application	11
Social events	12
Travel information	13
Business and Society meetings	14
Scientific Programme – Wednesday, 10 May	15
Scientific Programme – Thursday, 11 May	18
Scientific Programme – Friday, 12 May	73
Scientific Programme – Saturday, 13 May	128
Poster Session – Surgeons	156
Poster Session – Therapists	193
Sponsors and exhibitors	196
Exhibition floorplan	198
Industry sponsored programmes	200

WELCOME MESSAGE



Dear Colleagues,

Welcome to the XXVIII FESSH & EFSHT Meeting. The event will take place in the “spaceship” venue Palacongressi of Rimini (Italy) from May 10th to 13th 2023. This is the third time that the FESSH Meeting has landed in Italy: Bologna and Milan have been done 1997 and 2015.

I strongly invite you to actively participate in the scientific program that has been themed “From Basic to Controversy” by the Scientific Committee of the FESSH Congress. This Joint Congress will see surgeons and therapists to join their efforts and experiences from all over the world and discuss some hot topics such as fractures and malunions of the distal radius, longitudinal instability of the forearm, flexor and extensor tendons pathologies, microsurgery, congenital and pediatric hand pathologies, failures, incorrect management of hand injuries and, finally, a very stimulating discussion and comparison of experience between expert on wrist surgery and radiologists. Three editors (Heras-Palou C, Corella F, Luchetti R) developed a legendary Instructional Book entitled “Carpal Ligament Injuries and Instability” (Thieme publisher). Fourteen expert authors have been invited to cover all the arguments on the evaluation and both open and arthroscopic management of all the instabilities of the wrist.

Those are only a minimal selection of topics we will aim to treat in this FESSH Meeting. I also aim to allow as many hand surgeons as possible to present their scientific experience through the several free paper sessions planned. Hand surgeon experts are also invited to treat various controversial topics through special planned sessions or invited lectures.

Please send us your abstracts to the FESSH secretary allowing to elevate the level of excellence of this European Meeting. Special and local social events are being planned in connection with the experienced team of professional local organizers. Furthermore, the particular location has the advantage to discover the historical background of Roman Empire allowing the participants to move between the new solutions and cultural insights with history.

I invite you to strongly consider early registration.

I hope to meet again with you and many new ones in Rimini that are welcome for the future of our profession!

See you in Rimini!

Riccardo Luchetti
FESSH Congress Chair

WELCOME MESSAGE



It is with great pleasure and privilege for the Italian Hand Therapy Association (AIRM) to invite colleagues not only from all over Europe but from around the World to come to Rimini for the next Triennial Congress of FESSH and EFSHT. The event will take place at the beautiful and modern IEG Expo - Palacongressi from May 10th to 13th 2023! SAVE THE DATE!!! This will be an occasion to unite force and strengthen cooperation between surgeons and therapists as well as sharing knowledge and experience from different countries.

I would like to personally invite you to participate in the stimulating and thought-provoking scientific program that has been themed "From Basic to Controversy" by the FESSH Congress Chair Dr. Riccardo Luchetti. This Joint Congress will allow therapists and surgeons to connect from all over the world and discuss on hot topics such as flexor tendons, wrist disorders and updates on anatomy and biomechanics. It will also be an occasion to plan future research.

We aim to encourage as many hand therapists as possible to present their scientific and clinical experience through the free paper sessions. Similarly, we are gathering a variety of experts to discuss different topics in hand rehabilitation and to lead practical workshops. We have invited a guest speaker who has made an outstanding contribution in the field of hand therapy and who will hopefully inspire many to achieve greatness in this discipline. I am honored to have Pat McKee from Canada give us keynote lectures throughout the Congress!!

Finally, surgical instructional courses will be offered free of charge to hand therapists registered to the congress. Jump on this occasion to send us your abstracts and share your experience with everyone present in this event.

The Palacongressi's maximum capacity is roughly 7,000 people and its amphitheater and large rooms will allow professionals to meet face to face in a safe manner after 2 years of long distance education. Social events are being planned as we speak by a dynamic and experienced team of professional local organizers to allow friends to catch up on what has happened in our lives during these difficult times.

The Scientific Committee and I hope to see many familiar faces but also new ones to network all together for the future of our profession!

See you in beautiful Rimini!

Silvio Tocco

EFSHT Congress Chair

CONGRESS COMMITTEES

FESSH LOCAL SCIENTIFIC COMMITTEE

Andrea Atzei
Bruno Battiston
Enrico Carità
David Espen
Alberto Lazzerini
Frank Nienstedt
Sandra Pfanner
Michele Riccio
Pierluigi Tos
Giulia Pompili, *Hand Therapist*

FESSH INTERNATIONAL SCIENTIFIC COMMITTEE

Brigitte van der Heijden
David Warwick
Gursel Lieblebicioglu
Jorma Ryhanen
Gernot Schmidle
Piotr Czarnecki
Esther Vogelín
Christianne Van Nieuwenhoven
Max Haerle
Christophe Mathoulin
Lorenzo Garagnani
Fernando Corella
Carlos Heras-Palou
Silvio Tocco, *Hand Therapist*

INSTRUCTIONAL COURSE BOOK

Editors: Carlos Heras-Palou, Fernando Corella, Riccardo Luchetti
Topic: Carpal ligament injuries and instability

EFSHT SCIENTIFIC COMMITTEE

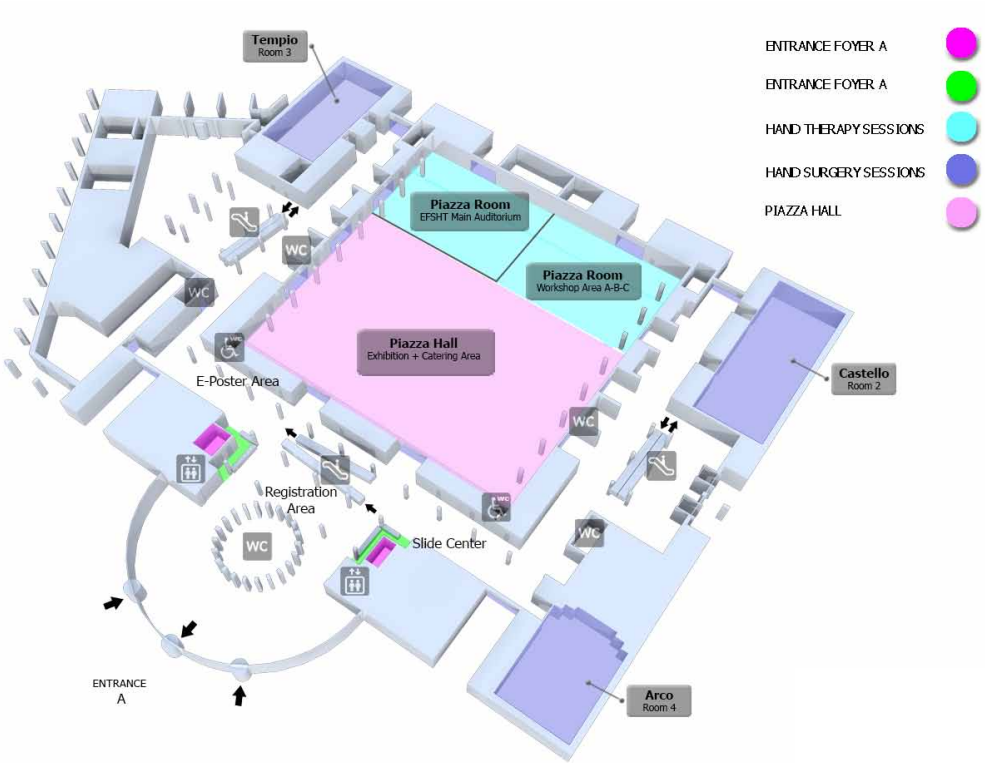
Silvio Tocco
Paolo Boccolari
Michel Boutan
Katia Fournier
Alice Ørts Hansen
Giulia Pompili
Ilaria Saroglia
Robbert M. Wouters

EFSHT PERMANENT SCIENTIFIC COMMITTEE

Alice Ørts Hansen
Sonja Pelzmann
Maaïke van der Hoeven
Marie Pételet

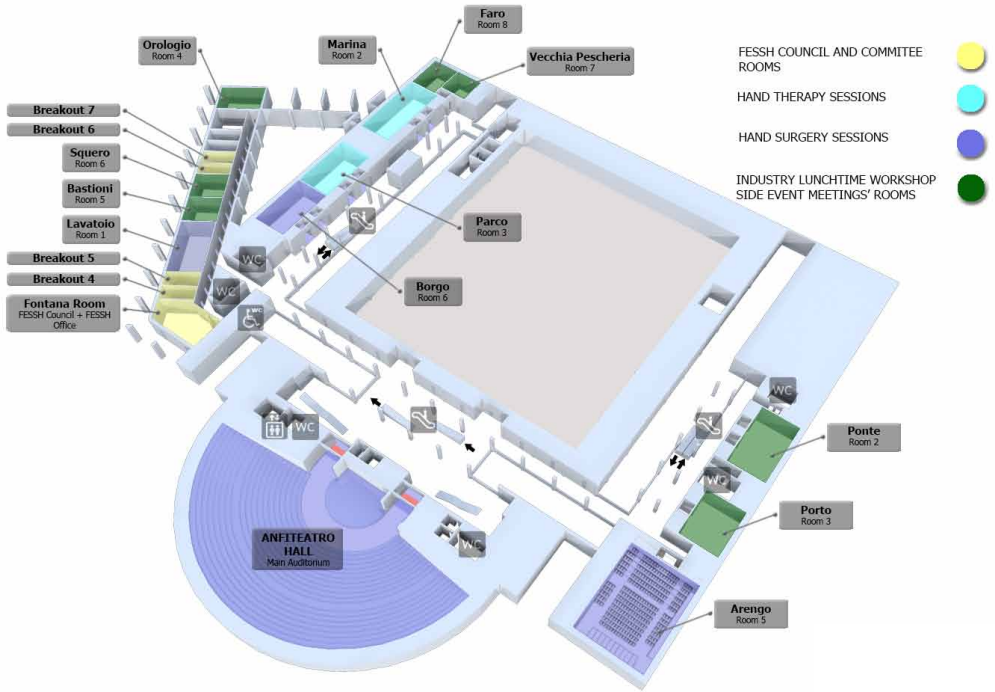
FLOOR PLAN

GROUND FLOOR



FLOOR PLAN

FIRST FLOOR



GENERAL INFORMATION

DATE

10-13 May 2023

CONGRESS VENUE

Palacongressi di Rimini
Via della Fiera 23
47923 Rimini (RN) Italy

CONGRESS WEBSITE

www.fessh2023.com



OPENING HOURS

Registration, slide center

Wednesday, 10 May 2023: 12:00-21:00
Thursday, 11 May 2023: 07:30-18:00
Friday, 12 May 2023: 07:30-18:00
Saturday, 13 May 2023: 07:30-13:00

Exhibition

Wednesday, 10 May 2023: 18:00-22:00
Thursday, 11 May 2023: 07:30-16:00
Friday, 12 May 2023: 07:30-16:00
Saturday, 13 May 2023: 07:30-14:00

BADGE

A name badge is provided with your registration documents upon your arrival at the congress venue. This individual badge is your entrance ticket to the congress center and all scientific sessions. For security and regulation purposes, the wearing of the badge is compulsory at all times inside the venue.

OFFICIAL LANGUAGE

The official language of the congress is English. No simultaneous translation will be available.

CERTIFICATE OF ATTENDANCE

Certificates of attendance will be sent to participants after the event via e-mail. The completion of the online survey is mandatory for receipt of the certificate.

CME ACCREDITATION

The 2023 FESSH-EFSHT Congress, Rimini, Italy, 10/05/2023-13/05/2023 has been accredited by the European Accreditation Council for Continuing Medical Education (EACCME®) with 21 European CME credits (ECMEC®s). Each medical specialist should claim only those hours of credit that he/she actually spent in the educational activity.

LUNCH

Lunch will be served for delegates at the congress venue, a voucher for which will be provided at registration upon arrival.

SLIDE CENTER

If you are not able to upload your presentation beforehand or would like to change it, please submit it via the Slide Center no later than 3 hours before the start of your session.

If you have already submitted your presentation we encourage you to double check it on-site in the Slide Center as well. If your presentation contains video content please make sure to embed it within the presentation file or upload it simultaneously during the slide check.

SPEAKER INFORMATION

All speakers are requested to take a seat in the front row.

Using your own computer is not allowed. Instead, your presentation will be sent directly to the lecture room and a technician will start your presentation for you.

POSTERS

Posters will be available as e-posters only and no paper posters will be displayed during the congress. Computers will be made available in the „E-Poster area“ for browsing throughout the congress.

CONGRESS SECRETARIAT

Asszisztencia Congress Bureau

Szent Istvan krt 7, H-1055 Budapest, Hungary

Email: info@fessh2023.com

CONGRESS APPLICATION

The Congress Application is provided by FESSH. Download the app from the indicated stores or scan the QR code below.



Search the programme, create personal itinerary and set alerts not to miss the most important lectures.

Ask the presenters through the app in section view.
Read abstracts, make notes and rate sections.



SOCIAL EVENTS

OPENING CEREMONY & WELCOME RECEPTION

WEDNESDAY 10 MAY | 18:00 – 19:00, FOLLOWED BY A WELCOME RECEPTION

Anfiteatro

The Opening Ceremony will take place in the main hall of the congress venue. Following the ceremony all participants are invited to join the Welcome Reception in the exhibition area. This evening is a perfect opportunity to meet colleagues and exhibitors, for catching up with old friends and making new ones.

Participation is included in the congress registration, for accompanying persons tickets are available for 85 EUR.



CONGRESS PARTY

FRIDAY 12 MAY | 19:30 – 02:00

Coconuts (Lungomare Claudio Tintori, 5, 47921 Rimini)

Join us on Friday for a casual night at the Coconuts club, located beside Rimini waterfront, just a few steps from the Rimini port. The aperitif dinner will be accompanied by refreshments. Let's dance the night away for the beats of latin music and R&B beats provided by our skilled DJs!



Dress code: casual

Price: 65 EUR

TRAVEL INFORMATION

TO PALACONGRESSI

Bus No.7 connects the Palacongressi with the railway station and the old town.

Please check the local transport facilities at <https://en.riminipalacongressi.it/info/local-transport>.

There are nearly 500 parking spaces located under the venue (level -1 and -2).
Parking is available on a first come, first served basis.

TO THE CONGRESS PARTY

Coconuts is in a pleasant walking distance from the majority of hotels on the coastline. For public transportation options incl. night services please visit <https://www.startromagna.it/>

BUSINESS AND SOCIETY MEETINGS

TUESDAY, 9 MAY

09:00 – 17:00

FESHT Council Meeting

Meeting room: Lavatoio (1st floor)

10:30 – 14:30

FESSH-SICM Travelling Fellowship teaching session

Meeting room: Porto (1st floor)

15:00 – 18:00

FESSH Executive Committee meeting

Meeting room: Fontana (1st floor)

THURSDAY, 11 MAY

12:00 – 15:00

JHS (European Volume) Committee of Management and Editorial Board meeting

Meeting room: Faro (1st floor)

16:00 – 18:00

FESSH Delegates' Assembly

Meeting room: Arco

18:00 – 19:00

FESSH Delegates Get-together

Location: FESSH Booth at exhibition area

WEDNESDAY, 10 MAY

9:00 – 13:00

FESSH Council Meeting

Meeting room: Fontana (1st floor)

09:00 – 17:00

FESHT Council Meeting

Meeting room Lavatoio (1st floor)

FRIDAY, 12 MAY

12:00 – 12:30

FESSH Hand Trauma Committee Assembly of national representatives: Where we are, future plans, ideas

Meeting room: Borgo

12:30 – 14:00

EWAS General Assembly

Meeting room: Porto (1st floor)

12:30 – 14:00

PULPe General Assembly

Meeting room: Orologio (1st floor)

connections, Bologna in 1 hour, Milan in 2 hours and Rome in less than 4 hours. For further information: www.trenitalia.it

WEDNESDAY | 10 MAY

	ANFITEATRO FESSH-EFSHT
13:00 - 14:30	FESSH Educational Afternoon 1
14:30 - 15:00	Coffee break
15:00 - 16:30	FESSH Educational Afternoon 2
16:30 - 18:00	Break
18:00 - 19:00	Opening Ceremony

Wednesday, 10 May 2023

	ROOM ANFITEATRO
13:00-14:30	SS01 FESH EDUCATIONAL AFTERNOON 1
	Chairs: Piotr Czarnecki (Poland), Zaf Naqui (UK)
A-1099	DIAGNOSIS OF ULNAR SIDED WRIST PAIN AND TREATMENT DECISION TREE Berthold Bickert, Xavier Gueffier <i>Germany, France</i> 20 min Discussion 10 min
A-1101	TREATMENT OF NEUROMA Joaquim Casanas, Leila Harhaus <i>Spain, Germany</i> 20 min Discussion 10 min
A-1103	CMC AND ASSOCIATED PROBLEMS Federik Verstrecken, Daniel Herren <i>Belgium, Switzerland</i> 20 min Discussion 10 min

Wednesday, 10 May 2023

	ROOM ANFITEATRO
15:00-16:30	SS02 FESH EDUCATIONAL AFTERNOON 2
	Chairs: Zaf Naqui (UK), Piotr Czarnecki (Poland)
A-1105	TREATMENT OF ACUTE AND CHRONIC SCAPHO-LUNATE LESION/DISSOCIATION Alex Lluch, Andrea Atzei <i>Spain, Italy</i> 20 min Discussion 10 min
A-1107	MOST COMMON TENDON TRANSFERS: TIPS AND TRICKS Erik Walbeehm, Adeline Cambon <i>The Netherlands, France</i> 20 min Discussion 10 min
A-1109	PIP INJURY: DIAGNOSIS AND TREATMENT Jonathan Hobby, Ariane Asmus <i>UK, Germany</i> 20 min Discussion 10 min

Wednesday, 10 May 2023

	ROOM ANFITEATRO
18:00-19:00	SS03 OPENING CEREMON

Welcome addresses by

- FESSH
- EFSHT
- SICM
- AIRM

- A-1511** OPENING REMARKS BY THE CHAIR OF ORGANISING COMMITTEE
Riccardo Luchetti | *Italy*
- A-1512** WELCOME ADDRESS BY THE FESSH SECRETARY
Daniel Herren | *Switzerland*
- A-1513** WELCOME ADDRESS BY THE CHAIR OF SCIENTIFIC COMMITTEE
Brigitte van der Heijden | *The Netherlands*
- A-1514** WELCOME ADDRESS BY THE CHAIR OF ORGANISING COMMITTEE
Silvio Tocco | *Italy*
- A-1515** EFSHT PRESIDENTIAL ADDRESS
Francesco Romagnoli | *Italy*
- A-1516** WELCOME ADDRESS BY THE REPRESENTATIVE OF THE CITY OF RIMINI
Francesco Bragagni | *Italy*
- A-1517** SICM PRESIDENTIAL ADDRESS
Alberto Lazzerini | *Italy*
- A-1518** AIRM PRESIDENTIAL ADDRESS
Ilaria Saroglia | *Italy*

THURSDAY | 11 MAY

	ANFITEATRO FESSH	CASTELLO FESSH	TEMPIO FESSH	ARCO FESSH	ARENGO FESSH	BORGO FESSH	LAVATOIO FESSH
08:00 - 09:00	SLAC/SNAC	Arthroplasty	Scaphoid and SL	Arthroscopy	3D	Social Media in Hand Surgery	
09:00 - 10:00	DR Malunion & Nonunion					The Green Hand: Sustainability in Hand Surgery & Hand Therapy	
10:00 - 10:30	Coffee break						
10:30 - 11:30	Journal of Hand Surgery (Europe) - FESSH Session	Forearm instability	Carpal Instability and Salvage	Imaging	FESSH Keynote Lectures	Outcomes / Epidemiology	
11:30 - 12:30	JHSE 'Live' Journal club	Wrist prosthesis					Most important details of how to consistently get good results in flexor tendon repair and therapy
12:30 - 13:45	Lunch break / Lunch symposia						
13:45 - 14:40	New technologies	Elbow / Forearm	Hand Trauma	Ultrasound in hand surgery - from diagnosis to surgery	Traveling fellowships/ best-worst case	Sport injuries of the hand and wrist- How to return to play!	Clinical examination of the wrist
14:40 - 15:30	Transplantation						
15:30 - 16:00	Coffee break						
16:00 - 17:00	Hand fractures	Microsurgery in infections and tumors at upper limb level	Madelung deformity	FESSH Delegates Assembly	Basic Research	Tendons	Taking your WALANT tendon transfers to the next level
17:00 - 18:00	Dupuytren	The role of microsurgery in complex traumatic lesions	Scaphoid nonunion				DRUJ workshop
20:00 - 23:00	Presidential Dinner (with invitation only)						

THURSDAY | 11 MAY

	PIAZZA EFSHT	MARINA EFSHT	PARCO EFSHT	WORKSHOP A EFSHT	WORKSHOP B EFSHT	WORKSHOP C EFSHT
08:00 - 09:00	Anatomy and Biomechanics of finger joints	WALANT	Patient and Therapist Perspective			
09:00 - 10:00						
10:00 - 10:30	Coffee break					
10:30 - 11:30	Ulnar-sided Wrist - Which challenges face therapists	Best Practice - Cost-Effectiveness	Innovative Assessments Tools	MAPS Therapy		Wrist Ligaments
11:30 - 12:30						
12:30 - 13:45	Lunch break / Lunch symposia					
13:45 - 14:40	PIPj stiffness - How should we treat them?	Degenerative Wrist	Management of Trigger Finger: More Options, Better Outcomes	Biofeedback for Motor Re-learning Following Complex Injuries	EFSHT Studyathon - Part 1	ReHand: innovation, sensorimotor approach and exercises prescription to improve hand surgery and hand therapy practice
14:40 - 15:30						
15:30 - 16:00	Coffee break					
16:00 - 17:00	EFSHT Keynote Lecture 1					
17:00 - 18:00	To splint or not to Splint?	Pediatrics		VibraMoov	Radiology for therapists - Extended scope practice	Wrist-Widget 1: The wrist-weight bearing test: concept, application and implications for practice
20:00 - 23:00	Presidential Dinner (with invitation only)					

Thursday, 11 May 2023

	ROOM ANFITEATRO
08:00-09:00	SS67 SLAC/SNAC

Chairs: Sandra Pfanner, Max Haerle

- A-1155** DEFINITION, PATHOANATOMY AND NATURAL HISTORY, TREATMENT ALGORITHM
Alex Lluch | *Barcelona, Spain*
6 min
- A-1156** CONSERVATIVE TREATMENT AND MINOR SURGERY OPTIONS (STYLOIDECTOMY, AS, DENERVATION)
Max Haerle | *Markgröningen, Germany*
6 min
- A-1157** PRC VS. PARTIAL WRIST FUSION
Stephan Schindele | *Zürich, Switzerland*
6 min
- A-1158** TOTAL WRIST FUSION
Radek Kebrle | *Czech Republic*
6 min
- A-1159** PARTIAL WRIST ARTHROPLASTY
Augusto Marcuzzi | *Modena, Italy*
6 min
- A-1160** TOTAL WRIST ARTHROPLASTY FOR SLAC/SNAC
Guillaume Herzberg | *Lyon, France*
6 min
- A-1161** ARTHROSCOPIC SALVAGE PROCEDURES FOR SLAC/SNAC
Eva-Maria Baur | *Murnau, Germany*
6 min
- Discussion**
18 min

Thursday, 11 May 2023

	ROOM ANFITEATRO
08:00-09:00	SS67 SLAC/SNAC

Chairs: Sandra Pfanner, Max Haerle

- A-1155** DEFINITION, PATHOANATOMY AND NATURAL HISTORY, TREATMENT ALGORITHM
Alex Lluch | *Barcelona, Spain*
6 min

- A-1156** CONSERVATIVE TREATMENT AND MINOR SURGERY OPTIONS (STYLOIDECTOMY, AS, DENERVATION)
Max Haerle | *Markgröningen, Germany*
6 min
- A-1157** PRC VS. PARTIAL WRIST FUSION
Stephan Schindele | *Zürich, Switzerland*
6 min
- A-1158** TOTAL WRIST FUSION
Radek Kebrle | *Czech Republic*
6 min
- A-1159** PARTIAL WRIST ARTHROPLASTY
Augusto Marcuzzi | *Modena, Italy*
6 min
- A-1160** TOTAL WRIST ARTHROPLASTY FOR SLAC/SNAC
Guillaume Herzberg | *Lyon, France*
6 min
- A-1161** ARTHROSCOPIC SALVAGE PROCEDURES FOR SLAC/SNAC
Eva-Maria Baur | *Murnau, Germany*
6 min
- Discussion**
18 min

Thursday, 11 May 2023

	ROOM CASTELLO
08:00-10:00	SS05 ARTHROPLASTY

Chairs: Greg Packer (UK), Simonetta Odella (Italy)

- A-0718** TOTAL WRIST REPLACEMENT IN ARTHRITIC AND POST TRAUMATIC CHANGES: A MULTICENTRIC STUDY
Alberto Donadelli¹, Enrico Carita¹, Massimo Corain², Sgarbossa Alberto³, Mara Laterza¹ | ¹*San Francesco Clinic Verona, Italy;* ²*AOUI Verona, Italy;* ³*Sant Anna Institute Brescia, Italy*
6 min
- A-0864** PERIPROSTHETIC RADIOLUCENCY IN TOTAL WRIST ARTHROPLASTY: A RADIOGRAPHIC STUDY
Matthias Holzbauer^{1,2}, Wolfgang Raher², Julian Alexander Mihalic^{1,2}, Erich Kobler⁴, Tobias Gotterbarm^{1,2}, Stefan Mathias Froschauer^{2,5} | ¹*Department of Orthopedics and Traumatology, Kepler University Hospital, Linz, Austria;* ²*Medical Faculty, Johannes Kepler University Linz, Linz, Austria;* ³*Department of Plastic, Aesthetic, and Reconstructive Surgery, Med Campus III, Kepler University Hospital Linz, Linz, Austria;* ⁴*Institute of Computer Graphics, University of Linz, Linz, Austria;* ⁵*Diakonissen Clinic Linz, Linz, Austria*
6 min

- A-0704** TOTAL WRIST REPLACEMENT ON MANUAL LABOR ACTIVE PATIENTS: 4 YEAR FOLLOW-UP
Sergi Barrera-Ochoa, Tryno Muñoz-Perdomo, Sergi Alabau Rodriguez, Osman Benavides, Xavier Mir-Bullo | *Hand and Microsurgery Unit, ICATME, Hospital Universitari Quiron-Dexeus, Barcelona, Spain*
6 min
- A-0941** TRIBOLOGY STUDY IF EXPLANTED PYROLYTIC CARBON IMPLANTS OF HAND AND WRIST
Thomas Lauwers | *Sint-Trudo Ziekenhuis, Belgium; Maastricht UMC, the Netherlands*
6 min
- A-0124** PIP SURFACE REPLACEMENT FOR POST-TRAUMATIC OSTEOARTHRITIS: ARE THE OUTCOMES SIMILAR TO PATIENTS WITH DEGENERATIVE OSTEOARTHRITIS?
Vanessa Reischenböck, Sara Neumeister, Miriam Marks, Daniel B. Herren, Stephan Schindele | *Schulthess Klinik, Zurich, Switzerland*
6 min
- A-0274** INTERPOSITION ARTHROPLASTY WITH EXTENSOR TENDON GRAFT IN POST-TRAUMATIC OSTEOCHONDRAL DEFECTS OF PROXIMAL INTER-PHALANGEAL JOINT: A CASE SERIES
Antonia Russomando¹, Sara Chiesa² | *¹Fogliani Hospital Modena, Italy; ²Centro Palmer Reggio Emilia, Italy*
6 min
- A-0155** QUANTITATIVE STIFFNESS ANALYSIS AFTER PROXIMAL INTERPHALANGEAL JOINT REPLACEMENT
Gabiella Fischer¹, Raphael Surbeck^{1,2}, Esin Rothenfluh¹, William R. Taylor², Maurizio Calcagni¹ | *¹University Hospital Zurich, Switzerland; ²ETH Zurich, Switzerland*
6 min
- A-0184** RESURFACING CAPITATE PYROCARBON IMPLANT AS SALVAGE PROCEDURE IN SEVERAL SERIOUS OUTCOMES OF CARPAL INJURIES. CLINICAL EXPERIENCE AND FOLLOW-UP
Lorenzo Rocchi¹, Camillo Fulchignoni¹, Augusto Marcuzzi² | *¹Department of Orthopaedics - Hand Surgery Unit, Fondazione Policlinico Universitario A. Gemelli IRCCS, Roma - Università Cattolica del Sacro Cuore, Rome, Italy; ²Ospedale Universitario di Modena, Italy*
6 min
- A-0501** TOTAL TRAPEZIOMETACARPAL ARTHROPLASTY WITH DUAL MOBILITY PROSTHESIS: PRELIMINARY RESULTS OF LONG-TERM MONITORING
Ferruccio Paganini, Federico Tamborini, Alessandro Fagetti, Andrea Minini, Francesco Locatelli, Anna Brandolini, Julien Teodori, Emanuele Mascherpa, Leonardo Garutti, Elisa Bascialla, Sara Matarazzo, Luigi Valdatta, Mario Cherubino | *University of Insubria - Circolo Hospital and Macchi Foundation - Varese, Italy*
6 min
- A-0882** MID-TERM RESULTS WITH DOUBLE-MOBILITY TOTAL THUMB ARTHROPLASTY
Enrico Carità, Mara Laterza, Alberto Donadelli | *San Francesco Clinic Verona, Italy*
6 min

- A-0112** LONG-TERM FOLLOW-UP FOLLOWING PROXIMAL INTERPHALANGEAL (PIP) JOINT ARTHROPLASTY
BJW Notermans¹, JS Teunissen^{1,2}, LH de Boer³, RW Selles², EPA van der Heijden¹, the Hand-Wrist study group² | ¹*Radboud University Medical Center, Nijmegen, The Netherlands;* ²*Erasmus Medical Center, Rotterdam, The Netherlands;* ³*Xpert Clinics, The Netherlands*
6 min
- A-0562** A COMPARISON OF POSTOPERATIVE HEMI-HAMATE AUTOGRAFT ARTHROPLASTY REMODELLING OVER TWO YEARS
C Brennan, D Dargan, R Pinder, C Milner, J Haeney | *Hull University Teaching Hospitals NHS Trust, UK*
6 min
- A-0894** LONG-TERM RESULTS OF TREATMENT OF POST-TRAUMATIC SEQUELAE OF THE PROXIMAL INTERPHALANGEAL JOINT WITH HEMIHAMATE OSTEOCHONDRAL GRAFTS
Victor Triviño, Alfonso Prada, Fernando Polo, Pedro J. Delgado | *Hand Surgery and Microsurgery Unit, Orthopaedic Surgery Department, Hospital Universitario HM Montepíncipe, Madrid, Spain*
6 min
- A-0105** A RANDOMIZED CONTROL TRIAL COMPARING TWO MODERN WRIST ARTHROPLASTIES; IMPROVED FUNCTION BUT HIGH COMPLICATION RATES AT TWO YEARS
Trygve Holm-Glad^{1,2}, Magne Røkkum^{1,2}, Stephan M. Röhr^{1,2}, Siri Roness¹, Kristin Godang³, Ole Reigstad^{1,2} | ¹*Division of Orthopaedic Surgery, Oslo University Hospital, Oslo, Norway;* ²*Institute of Clinical Medicine, University of Oslo, Oslo, Norway;* ³*Section of Specialized Endocrinology, Oslo University Hospital, Oslo, Norway*
6 min
- A-0488** TRAPEZIUM BONE REMODELLING AFTER TRAPEZIOMETACARPAL TOTAL JOINT ARTHROPLASTY: RADIOLOGICAL COMPARISON OF SPHERICAL AND CONICAL CUPS
Bram Van Hove^{1,3,4}, Joris Duerinckx^{1,2} | ¹*Department of Orthopaedic Surgery and Traumatology, Ziekenhuis Oost-Limburg, Genk, Belgium;* ²*Hasselt University, Department of Rehabilitation Sciences, Diepenbeek, Belgium;* ³*Department of Orthopaedic Surgery and Traumatology, Regionaal Ziekenhuis Heilig Hart Leuven, Leuven, Belgium;* ⁴*Department of Orthopaedic Surgery and Traumatology, Universitair Ziekenhuis Brussel, Jette, Belgium*
6 min

Discussion

	ROOM TEMPIO
08:00-10:00	SS06 SCAPHOID AND SL

Chairs: Jane Messina (Italy), Pascal Hannemann (The Netherlands)

- A-0660** SOCIO-ECONOMIC EFFECTS OF MISDIAGNOSED AND MALTREATED SCAPHOID FRACTURES AND WRIST LIGAMENT INJURIES, A SWEDISH NATIONAL INSURANCE REGISTRY STUDY
Felicia Rosvall¹, Elisabet Hagert^{2,3}, Pelle Gustafson⁴, Philippe Kopylov⁵, Jonny K Andersson^{6,7,2}
¹*Capio Primary Healthcare Center Kvillebäcken, Gothenburg, Sweden;* ²*Aspetar Orthopaedic and Sports Medicine Hospital, Dept. of Surgery, Doha, Qatar;* ³*Dept of Clinical Science and Education, Karolinska Institutet, Stockholm, Sweden;* ⁴*Lund University, Lund, Sweden and Chief Medical Officer, the Swedish National Patient Insurance Company, Stockholm, Sweden;* ⁵*Department of Orthopedics, Hässleholm-Kristianstad Hospitals, Hässleholm, Sweden and Department of Clinical Sciences – Orthopedics, Lund University, Lund, Sweden;* ⁶*Gothenburg Handcenter, Gothenburg, Sweden;* ⁷*Department of Orthopaedics, Institute of Clinical Sciences, The Sahlgrenska Academy, University of Gothenburg, Gothenburg, Sweden*
6 min
- A-0098** LONG-TERM OUTCOME OF VOLAR PLATE FIXATION FOR SCAPHOID NONUNION
Gemma van der Elsen, Philip Schormans, Jan Ten Bosch, Pascal Hannemann | *Maastricht University Medical Center, Maastricht, The Netherlands*
6 min
- A-0244** PREOPERATIVE SCAPHOID BONE DENSITY IN CT-SCANS AS A PROGNOSTIC FACTOR FOR THE HEALING CAPACITY OF NON-UNIONS
Marion Mühldorfer-Fodor¹, Laura Gans¹, Matthias Wagner², Lukas Lehmkühl², Jörg van Schoonhoven¹, Karl-Josef Prommersberger^{1,3} | ¹*Klinik für Handchirurgie, Rhön-Klinikum AG, Campus Bad Neustadt, Germany;* ²*Klinik für Radiologie, Rhön-Klinikum AG, Campus Bad Neustadt, Germany;* ³*Fachabteilung für Elektive Handchirurgie, Josefs-Krankenhaus, Schweinfurt, Germany*
6 min
- A-0268** STANDARD VS VASCULARIZED BONE GRAFT VS APSI FOR TREATMENT OF PROXIMAL POLE SCAPHOID NON-UNION
Julien Teodori¹, Davide Ciclamini², Alessia Pagnotta³, Bruno Battiston² | ¹*Microsurgery and Hand Surgery, ASST Sette Laghi, Varese, Italy;* ²*U.O.C. Traumatology, Hand Surgery, Microsurgery, A.S.O. Città della Salute e della Scienza, CTO - Hospital, Torino, Italy;* ³*Hand and Microsurgery Unit, Jewish Hospital, Rome, Italy*
6 min
- A-0289** PLATE REMOVAL AFTER SCAPHOID NONUNION FIXATION WITH A VOLAR PLATE: PURSUING MAXIMAL FUNCTIONAL AND PATIENT REPORTED OUTCOMES
Gemma van der Elsen, Philip Schormans, Jan Ten Bosch, Pascal Hannemann | *Maastricht University Medical Center, Maastricht, The Netherlands*
6 min

- A-0078** TITANIUM CUSTOM-MADE 3D-PRINTED PROSTHESIS AND RECONSTRUCTION OF SCAPHOLUNATE INTEROSSEOUS LIGAMENT IN THE TREATMENT OF SCAPHOID NONUNION: A SINGLE CENTER RETROSPECTIVE STUDY
Chiara Stambazzi¹, Giacomo Maria Galbiati¹, Elena Cianci¹, Mario Igor Rossello², Andrea Zoccolan², Matteo Formica¹ | ¹*Department of Surgical Sciences, University of Genova, Genova, Italy;* ²*Hand Surgery Department, Ospedale San Paolo, Savona, Italy*
6 min
- A-0256** DOES SCREW TRAJECTORY AFFECTS SURGICAL OUTCOME IN PERCUTANEOUS FIXATION OF SUBACUTE SCAPHOID FRACTURE?
Jun-Ku Lee², Chi-Hoon Oh¹, Cheungsoo Ha¹, Jusung Lee¹, Junhan Kim¹, Soo-Hong Han¹ | ¹*Department of Orthopaedic Surgery, CHA Bundang Medical Center, CHA University School of Medicine, South Korea;* ²*Department of Orthopedic Surgery, National Health Insurance Service Ilsan Hospital, South Korea*
6 min
- A-0939** LUNATE TYPE 2 MAY STABILIZE AN ACUTE SCAPHOID FRACTURE
Simon Roner¹, Gili Daniel¹, Hila Meiri^{1,2}, Alona Katzir¹, Amir Arami², Ido Volk¹, Shai Luria¹ | ¹*Hand and Microvascular Surgery Unit, Hadassah—Hebrew University Medical Center, Jerusalem, Israel;* ²*Hand surgery and Microsurgery Department, Sheba Medical Center, Ramat Gan, Israel*
6 min
- A-0429** SCAPHOID NON-UNION: FROM ARTHROSCOPIC ASSISTED TREATMENT TO VASCULARIZED BONE GRAFT
Lucian Lior Marcovici, Iakov Molayem, Virginia Formica, Alessia Pagnotta | *Hand & Microsurgery Unit, Jewish Hospital of Rome (Ospedale Israelitico), Rome, Italy*
6 min
- A-0127** OUR RESULTS WITH SCAPHOLUNATE RECONSTRUCTION USING 360 DEGREES FCR TENODESIS
Istvan Zoltan Rigo, Asgeir Amundsen, Preben Olsson Dovland, Jens Holthussen, Balazs Simon, Shifteh Omrani, Jan-Ragnar Haugstvedt | *Department of Orthopedics, Ostfold Hospital Trust, Moss, Norway*
6 min
- A-0450** SCAPHOLUNATE RECONSTRUCTION WITH SUTURE TAPE AUGMENTATION
Ana Marta Coelho, Filipa Santos Silva | *Hospital CUF Descobertas, Lisbon, Portugal*
6 min
- A-0847** WHICH IS THE IDEAL TREATMENT OF SCAPHOLUNATE LESIONS? OUR OUTCOMES FROM DORSAL CAPSULODESIS TO TENODESIS
Matteo Ferrero, Elisa Dutto, Andrea Faneco, Alessandro Fenoglio, Francesco Giacalone, Bruno Battiston | *Hand Surgery, City of Science and Health - CTO of Turin, Italy*
6 min
- A-0895** BILATERAL ULNAR DEVIATION SUPINATION STRESS TEST TO ASSESS DYNAMIC SCAPHOLUNATE INSTABILITY
Inma Puig de la Bellacasa¹, Laura Rey¹, Saioa Quintas¹, Guillem Salva-Coll², Marc Garcia-Elias³ | ¹*Hospital Universitari Mutua de Terrassa, Barcelona, Spain;* ²*Hospital Universitari Son Espases and IBACMA Institute, Spain;* ³*Institut Kaplan, Barcelona, Spain*
6 min

Discussion

Thursday, 11 May 2023

	ROOM ARCO
08:00-10:00	SS07 ARTHROSCOPY

Chairs: Pedro Delgado (Spain), Marzella Luciana (Italy)

- A-0522** ARTHROSCOPIC TRANSOSSEOUS MODIFIED ULNAR TUNNEL TECHNIQUE FOR THE TREATMENT OF PAINFUL, FOVEAL-ONLY (ATZEI CLASS 3), OR COMPLETE, FOVEAL- AND CAPSULAR (ATZEI CLASS 2) TFCC INJURIES
Robert Gvozdenovic, Sabine Hessler Simonsen | ¹Department of Orthopedic Surgery, Hand Surgery Unit, University Hospital of Copenhagen, Herlev/Gentofte, Hellerup, Denmark; ²University of Copenhagen, Faculty of Health and Medical Sciences, Institute of Clinical Medicine, Copenhagen, Denmark
6 min
- A-0556** ARTHROSCOPICALLY ASSISTED TREATMENT OF SCAPHOID NONUNION. SHORT-TERM RESULTS
Chrysoula Argyrou, Georgios Tetsios, Frantzeska Zampeli, Emmanouil Fandridis, Panagiotis Kanellos | *Hand, Upper Limb and Microsurgery Department, KAT General Hospital, Athens, Greece*
6 min
- A-0342** THE OUTCOME OF ARTHROSCOPIC RESECTION OF DORSAL WRIST GANGLIA
Katerina Kasapinova, Viktor Kamiloski | *University Surgery Clinic "St.Naum Ohridski", Skopje, North Macedonia*
6 min
- A-0893** ARTHROSCOPIC SCAPHOLUNATE 360° LIGAMENT RECONSTRUCTION WITHOUT TENDON GRAFT
Pedro J. Delgado, Alfonso C. Prada, Victor Triviño, Fernando Polo | *Hand Surgery and Microsurgery Unit, Orthopaedic Surgery Department, Hospital Universitario HM Montepriincipe, Madrid, Spain*
6 min
- A-0233** ARTHROSCOPIC-ASSISTED TRANSOSSEOUS EN MASSE REPAIR FOR TRAUMATIC FOVEAL TRIANGULAR FIBROCARILAGE COMPLEX TEAR
Won-Taek Oh, Il-Hyun Koh, Sang-Hee Kim, Jae-Yong Cho, Chan-Hee Lee, In-Uk Kim, Yun-Rak Choi | *Department of Orthopedic Surgery, Yonsei University College of Medicine, Seoul, Korea*
6 min
- A-0253** ARTHROSCOPIC TREATMENT OF SCAPHOID NONUNION, FIVE YEARS' EXPERIENCE
Christian M Windhofer^{1,2}, Josef Schauer³, Paul Wilhelm¹, Patrik Ivusits¹ | ¹Trauma Department, AUVA Unfallkrankenhaus Salzburg, Austria; ²Ludwig-Boltzmann-Institute for experimental and clinical traumatology, Vienna, Austria; ³Trauma Department, General Hospital Salzburg, Austria
6 min
- A-0329** FOUR-CORNER FUSION: COMPARISON BETWEEN OPEN AND ARTHROSCOPIC TECHNIQUES
David Veigl, Jannis Papadopoulos, Tomas Zatrpa | *Department of Orthopaedics, First Faculty of Medicine, Charles University in Prague and University Hospital Motol, Czech Republic*
6 min
- A-0891** ARTHROSCOPIC INTERPOSITION ARTHROPLASTY USING DERMAL ALLOGRAFT
Pedro J. Delgado, Victor Triviño, Alfonso C. Prada, Fernando Polo | *Hand Surgery and Microsurgery Unit, Orthopaedic Surgery Department, Hospital Universitario HM Montepriincipe, Madrid, Spain*
6 min

- A-0230** ARTHROSCOPIC TREATMENT OF KIENBÖCK'S DISEASE: MID-TERM OUTCOME OF ARTHROSCOPIC LUNATE CORE DECOMPRESSION
Hossein Saremi, Sepehr Shiruei | *Department of Orthopaedics, School of Medicine, Hamadan University of Medical Sciences, Hamadan, Iran*
6 min
- A-0835** WAFER OSTEOTOMY THROUGH DISTAL RADIOULNAR PORTALS
Paula Serrano^{1,2}, Marcos Cruz^{1,2}, Jaime de la Torre², Cristóbal Martínez² | *¹Hospital Dos de Maig, Barcelona, Spain; ²Clinica Teknon, Barcelona, Spain*
6 min
- A-0914** HOW TO AVOID DAMAGE TO DORSAL SENSORY BRANCH OF THE ULNAR NERVE IN SETTING ARTHROSCOPIC ULNAR PORTALS: AN EXPERIMENTAL ANATOMICAL STUDY
Letizia Senesi¹, Rosaria Gesuita², Riccardo Luchetti³, Sze-Ryn Chung⁴, Andrea Atzei⁵ | *¹Chirurgia Ricostruttiva e Chirurgia della Mano, AOU Ospedali Riuniti Ancona; ²Centro di Epidemiologia Bio-statistica ed Informatica Medica (EBI Center) Università Politecnica delle Marche, Ancona; ³Centro di Chirurgia della Mano, Rimini Italy; ⁴Department of Hand & Reconstructive Microsurgery, Singapore General Hospital, Singapore; ⁵PRO-Mano, Hand Surgery and Rehabilitation Center, Treviso, Italy*
6 min
- A-0683** ARTHROSCOPIC RESECTION ARTHROPLASTY AS TREATMENT OF RADIAL COLUMN ARTHROSIS OF THE WRIST
Christine Arnesen, Istvan Zoltan Rigo, Jan-Ragnar Haugstvedt, Asgeir Amundsen, Preben Olsson Dovland, Balazs Simon, Jens Holthusen, Shifteh Omrani | *Østfold Hospital trust, Moss/Sarpsborg, Norway*
6 min
- A-0633** LIMITATIONS OF ARTHROSCOPIC CARPAL FUSION AND GUIDELINES TO IMPROVE THE TECHNIQUE. RETROSPECTIVE CASE SERIES AND REVIEW OF THE LITERATURE
Ahlam Arnaout^{1,2}, Lorenzo Merlini^{1,2}, Christophe Mathoulin^{1,2} | *¹International Wrist Centers-Clinique du Poignet, Paris, France; ²Institut de la Main-Clinique Bizet, Paris, France*
6 min

Discussion

Thursday, 11 May 2023

	ROOM ARENGO
08:00-10:00	SS08 3D

Chairs: Alex Berenguer (Spain), Andreas Schweizer (Switzerland), Anne Vochteloo (The Netherlands), Frederik Verstrecken (Belgium)

Learn from the experts: Tips and tricks

- A-1441** SCAPHOID NONUNION CORRECTION
Lisa Reissner | *Switzerland*
8 min

A-1442 INTRA-ARTICULAR CORRECTION
Andreas Schweitzer | *Switzerland*
8 min

A-1443 COMPLEX DISTAL RADIUS CORRECTION (EXTRAARTICULAR)
Niels Schep | *The Netherlands*
8 min

Discussion
6 min

The challenges of 3D Madelung correction

A-1436 MY EXPERIENCE
Herman Krimmer | *Germany*
10 min

A-1437 MY EXPERIENCE
Andreas Weber | *Switzerland*
8 min

Discussion
12 min

3D printed replacement of the lunate for Kienbocks disease: Experimental or ready for launch? Case based discussion

A-1438 MY EXPERIENCE
Matthias Vanhees | *Belgium*
6 min

A-1439 MY EXPERIENCE
Radek Kebrle | *Czech Republic*
6 min

A-1440 MY EXPERIENCE
Pierluigi Tos | *Italy*
6 min

Discussion
12 min

A-1435 HOW TO START YOUR 3D LAB IN THE HOSPITAL?
Peter Axelsson | *Sweden*
15 min

Discussion
15 min

Thursday, 11 May 2023

	ROOM BORGO
08:00-09:00	SS74 SOCIAL MEDIA IN HAND SURGERY
	Chairs: Zaf Naqui (UK), Maryam Farzad (Canada)
A-1342	INTRO & WELCOME & FESSH COMCOM UPDATE Zaf Naqui <i>UK</i> 5 min
A-1343	TELEGRAM – ONE MORE SOURCE OF INFORMATION Nikolay Karpinsky <i>Russia</i> 10 min
A-1344	APPLYING ARTIFICIAL INTELLIGENCE TO ENHANCE YOUR COMMUNICATION SKILLS Mireia Esplugas <i>Spain</i> 10 min
A-1345	TIKTOK - A BIT OF FUN OR THE NEXT BIG THING? Erin Nance <i>USA</i> 10 min
A-1346	THE FESSH SOCIAL MEDIA AWARDS Thomas Aparid <i>France</i> 10 min
	Social Media 10 years on: What's hot and what's not? Q&A 10 min

Thursday, 11 May 2023

	ROOM PIAZZA
08:00-10:00	ST45 ANATOMY AND BIOMECHANICS OF FINGER JOINTS
	Chairs: D Gerlac (France), M Blakeway (UK)
A-1059	LONG FINGER MP COLLATERAL LIGAMENTS FUNCTION: A SCOPING REVIEW P Boccolari <i>Italy</i> 15 min
A-1060	THUMB MP COLLATERAL LIGAMENT TENSION AND WHICH MECHANISM ACT UPON THEM D Zanin <i>Italy</i> 15 min
A-1061	MUSCLE-TENDON UNIT JOINT ACTION ACTING ON P1 AND P2 S Chinchalkar <i>Canada</i> 15 min
	Discussion 15 min

- A-1062** TRAPEZIOMETACARPAL JOINT, BALANCE AND IMBALANCE
C Busi, L D'asnière de Veigy | *Italy, France*
15 min
- A-1063** IS PIPJ A HINGE ? ARTICULAR SURFACE, PASSIVE AND ACTIVE RESTRAIN
V Punsola | *Spain*
15 min
- A-1064** THE RELATIONSHIP BETWEEN DIPJ AND PIPJ: ANATOMY AND BIOMECHANICS
S Chinchalkar | *Canada*
15 min
- Discussion**
15 min

Thursday, 11 May 2023

	ROOM MARINA
08:00-10:00	ST57 WALANT

- A-1238** IMPORTANT CHANGES IN HAND THERAPY INSPIRED BY SEEING LIVING, MOVING, RECONSTRUCTED ANATOMY IN WALANT SURGERY
Donald Lalonde | *Canada*
90 min
- Discussion**
30 min

Thursday, 11 May 2023

	ROOM PARCO
08:00-10:00	ST14 PATIENT AND THERAPIST PERSPECTIVE

Chairs: Ali Kitis (Turkey), Hasan Atacan Tonak (Turkey)

- A-0238** INVESTIGATION OF WRIST POSITION SENSE IN PATIENTS WITH MEDIAN NERVE NEUROPATHY
Muge Icelli¹, Tuba Can Akman², Ali Kitis² | ¹*Denizli Vocational School of Health Services, Pamukkale University, Kinikli Campus D Block, Denizli, Turkey;* ²*Faculty of Physiotherapy and Rehabilitation, Pamukkale University, Kinikli Campus, Denizli, Turkey*
15 min
- A-0403** EXPERIENCE OF BODY OWNERSHIP OF A PROSTHETIC HAND WITH A NON-INVASIVE SENSORY FEEDBACK SYSTEM USED IN EVERYDAY LIFE
Ulrika Wijk¹, Ingela K Carlsson¹, Christian Antfolk², Anders Björkman¹, Birgitta Rosén¹ | ¹*Department of Translational Medicine – Hand Surgery, Lund University and Skåne University Hospital, Malmö, Sweden;* ²*Department of Biomedical Engineering, Faculty of Engineering, Lund University, Lund, Sweden*
15 min

- A-0151** THE ART OF 'SURTHRIVAL': LEARNING FROM THE EXPERIENCES OF NOVICE OCCUPATIONAL THERAPISTS DELIVERING HAND REHABILITATION IN SOUTH AFRICA
Kirsty van Stormbroek¹, Lisa O'Brien², Tania van der Merwe¹, Hellen Myezwa¹ | ¹University of the Witwatersrand, Johannesburg, South Africa; ²Swinburne University of Technology, Melbourne, Australia
15 min
- A-0081** PATIENT EXPERIENCES OF MUSCULOSKELETAL DISORDERS AND WORK: A QUALITATIVE EVALUATION
Tzu-Yin Lai¹, Alison McGregor¹, Lisa Newington^{1,2} | ¹MSK Lab, Department of Surgery and Cancer, Faculty of Medicine, Imperial College London, London, UK; ²Hand Therapy, Guy's and St Thomas' NHS Foundation Trust, London, UK
15 min
- A-0723** THE EXPERIENCE OF PATIENTS RECEIVING HAND INJURY CARE SERVICES IN GAUTENG
Tsakane Sono, Kirsty Van Stormbroek | University of the Witwatersrand, Johannesburg, South Africa
15 min
- A-0771** INVESTIGATION OF THE RELATIONSHIP BETWEEN ANXIETY AND DEPRESSION LEVELS, PAIN PERCEPTION, PERCEIVED VALIDATION AND CRITICISM IN PAIN IN PATIENTS WITH CHRONIC SHOULDER PAIN
Cansu Yildirim¹, Hasan Atacan Tonak² | ¹Freelance Physiotherapist, Adiyaman, Turkey; ²University of Health Sciences, Hamidiye Faculty of Health Sciences, Department of Occupational Therapy, Istanbul, Turkey
15 min
- A-0341** A PATIENT'S HOLIDAY... KEEPS THE HAND THERAPIST AWAY - A CASE REPORT
Marjolein Wind, Anandi van Loon, Monique Ottenhof | Hand & Wrist Center Amsterdam, Amsterdam, The Netherlands
15 min
- Discussion**
15 min

Thursday, 11 May 2023

	ROOM ANFITEATRO
09:00-10:00	SS72 DR MALUNION & NONUNION
	Chairs: David Espen, Niels Schep
A-1177	WORKUP OF DR MALUNION AND NONUNION Niels Schep <i>The Netherlands</i> 8 min
A-1178	INDICATION AND TIMING OF CORRECTION OSTEOTOMY David Espen <i>Italy</i> 8 min

- A-1179** CONVENTIONAL DR MALUNION CORRECTION AND ITS LIMITS
Hermann Krimmer | *Germany*
8 min
- A-1180** 3D DR MALUNION CORRECTION PLANNING
Andreas Schweizer | *Switzerland*
8 min
- A-1181** ARTHROSCOPY GUIDED CORRECTION OF INTRAARTICULAR DR MALUNION
Francisco del Piñal | *Spain*
8 min
- A-1182** COMPLICATIONS AFTER DR MALUNION SURGERY
Andrea Poggetti | *Italy*
8 min

Round table: Looking for consensus in DR malunion treatment: indications? Approaches? Arthroscopy? Conventional vs 3 D?
20 min

Thursday, 11 May 2023

	ROOM BORGIO
09:00-10:00	SS04 THE GREEN HAND: SUSTAINABILITY IN HAND SURGERY & HAND THERAPY

Chairs: Zaf Naqui (UK), Michelle Spiteri (Italy), Leila Harhaus (Germany)

- A-1329** UPDATES IN SUSTAINABLE HAND SURGERY
Katie Dickson | *UK*
10 min
- A-1330** PROMOTING THE INTERCOLLEGIATE GREEN THEATRE CHECKLIST
Nicola Fine | *UK*
10 min
- A-1331** EASY SUSTAINABILITY HACKS FOR YOUR PRACTICE
Nicoline de Haas | *the Netherlands*
20 min
- A-1332** REDUCING PLASTIC WASTE IN SPLINTING
Zoe Thompson | *UK*
10 min

Where do we go from here? - Discussion
10 min

Thursday, 11 May 2023

	ROOM ANFITEATRO
10:30-11:30	SS10 JOURNAL OF HAND SURGERY (EUROPE) - FESSH SESSION
A-1227	THE JOURNAL AND FESSH Henk Coert <i>The Netherlands</i> 10 min
A-1228	WHAT IS A GOOD PAPER? – AN EDITOR’S PERSPECTIVE Wee Lam <i>UK</i> 10 min
A-1229	WHAT IS A GOOD PAPER? – A REVIEWER’S PERSPECTIVE Gürsel Leblebicioğlu <i>Turkey</i> 10 min
A-1230	ENCOURAGING GOOD PUBLICATION PRACTICE (ETHICS) Grey Giddins <i>UK</i> 10 min
	Discussion 10 min

Thursday, 11 May 2023

	ROOM CASTELLO
10:30-11:30	SS11 FOREARM INSTABILITY
	Moderators: Dumontier Christian (France), Jorge Orbay (USA)
A-1248	DIAGNOSIS OF LONGITUDINAL INSTABILITY AND CLASSIFICATION (PROXIMAL AND DISTAL, MONTEGGIA AND GALEAZZI FX) Maurizio Fontana <i>Italy</i> 7 min
A-1249	SURGICAL TECHNIQUES FOR IOM RECONSTRUCTION Enrico Carità <i>Italy</i> 7 min
A-1250	ACUTE AND CHRONIC INSTABILITY TREATMENT Guillaume Herzberg <i>France</i> 7 min
A-1251	WHEN REPAIR OR NOT REPAIR IOM Pedro J. Delgado <i>Spain</i> 7 min
A-1252	COMPLICATIONS OF TREATMENT AND NON TREATMENT OF IOM Rouin Amirfeyz <i>UK</i> 7 min
	Discussion

Thursday, 11 May 2023

ROOM TEMPPIO

10:30-12:30

SS12 CARPAL INSTABILITY AND SALVAGE

Chairs: Alex Lluch (Spain), Luciana Marzella (Italy)

A-0087

IS THERE A DART-THROWING MOTION DURING ACTIVITIES OF DAILY LIVING?

Lisa Reissner¹, Gabriella Fischer², Michael Wirth¹, Sophie Brackertz², Maurizio Calcagni² | ¹Department of Orthopaedics, Balgrist University Hospital Zurich, Switzerland; ²Division of Plastic and Hand Surgery, University Hospital Zurich, Switzerland

6 min

A-0363

MID- TO LONG-TERM CLINICAL AND RADIOLOGICAL OUTCOME AFTER PERILUNATE INJURIES

JM Riederer¹, Julia Felsbourg^{1,2}, Christian Wirtz¹, Tim Cordier¹, Silvia Schibli¹, Mathias Haefeli¹ | ¹Hand Surgery, Kantonsspital Graubünden, Chur, Switzerland; ²Amsterdam UMC, University of Amsterdam, Department of Biomedical Engineering and Physics, Amsterdam Movement Sciences, Amsterdam, Netherlands; ³Department of Radiology, Academic Medical Center, University of Amsterdam, Amsterdam Movement Sciences, Amsterdam, The Netherlands; ⁴Department of Plastic, Reconstructive and Hand Surgery, Academic Medical Center, University of Amsterdam, Amsterdam Movement Sciences, Amsterdam, The Netherlands

6 min

A-0566

AN UPDATE ON HOW TO PRESERVE CARPAL KINEMATICS WHEN REPLACING THE SCAPHOID WITH A PATIENT SPECIFIC PROSTHESIS

P Honigmann^{1,2,3}, JGG Dobbe³, JGM Oonk³, SD Strackee⁴, GJ Streekstra^{3,5}, M Haefeli^{3,6} | ¹Hand and Peripheral Nerve Surgery, Department of Orthopaedic Surgery and Traumatology, Kantonsspital Baselland (Bruderholz, Liestal, Laufen) Bruderholz, Switzerland; ²Medical Additive Manufacturing, Department of Biomedical Engineering, University Basel, Switzerland; ³Amsterdam UMC, University of Amsterdam, Department of Biomedical Engineering and Physics, Amsterdam Movement Sciences, Amsterdam, The Netherlands; ⁴Department of Plastic, Reconstructive and Hand Surgery, Academic Medical Center, University of Amsterdam, Amsterdam Movement Sciences, Amsterdam, The Netherlands; ⁵Department of Radiology, Academic Medical Center, University of Amsterdam, Amsterdam Movement Sciences, Amsterdam, The Netherlands; ⁶Hand Surgery, Kantonsspital Graubünden, Chur, Switzerland

6 min

A-0843

WRIST INJURY AND DISORDERS IN THE MILITARY

Sergii Tymoshenko, Andrii Lysak, Mariia Kotova | SI "Institute of traumatology and orthopedics of NAMS of Ukraine"

6 min

A-0340

SHORT-TERM OUTCOMES OF DORSAL WRIST GANGLION EXCISION – IS WHAT WE ARE DOING WORKING?

Laima Bandzaitė¹, Lisa Hoogendam^{2,3,4}, Jaimy Emerentiana Koopman^{2,3}, Yara Eline van Kooij^{3,5}, Jeroen Smit⁴, Ruud Willem Selles^{2,3}, Harm Pieter Slijper⁴, the Supexor Group, the Hand-Wrist Study Group, Maurizio Calcagni¹ | ¹Department of Plastic, Reconstructive and Hand Surgery, University Hospital Zurich, Zurich, Switzerland; ²Department of Plastic, Reconstructive, and Hand Surgery, Erasmus MC University Medical Center, Rotterdam, the Netherlands; ³Department of Rehabilitation Medicine, Erasmus MC University Medical Center, Rotterdam, the Netherlands; ⁴Xpert Clinics Hand Therapy, the Netherlands; ⁵Xpert Clinics Hand and Wrist Center, the Netherlands

6 min

- A-0801** TREATMENT OF ACUTE PERILUNATE DISLOCATIONS AND AND PERILUNATE FRACTURE-DISLOCATIONS: ORIF VERSUS PROXIMAL ROW CARPECTOMY
Teresa Benigno, Elisa Dutto, Carlotta Faccenda, Camillo Fulchignoni, Matteo Ferrero, Alessandro Fenoglio, Bruno Battiston | *Department of Orthopaedic and Traumatology, Hand and Microsurgery Unit, Orthopaedic and Trauma Centre, AOU Città Della Salute E Della Scienza Di Torino, Turin, Italy*
6 min
- A-0900** PERILUNATE DISLOCATIONS AND FRACTURE-DISLOCATIONS: WHY WE HAVE FAIR AND POOR RESULTS AFTER STANDARD TREATMENT?
Elisa Dutto¹, Teresa Benigno¹, Carlotta Faccenda¹, Camillo Fulchignoni², Alessandro Fenoglio¹, Francesco Giacalone¹, Matteo Ferrero¹, Bruno Battiston¹ | ¹*Ortopedia e Traumatologia 2 ad indirizzo ortopedia dell'arto superiore - AOU Città della Salute CTO - Torino, Italy;* ²*Chirurgia della Mano - Dipartimento Ortopedia - Fondazione Policlinico Universitario A. Gemelli IRCCS Roma, Italy*
6 min
- A-0116** ARTHROSCOPIC VERSUS OPEN SURGERY IN PERILUNATE DISLOCATIONS
Rémy Liechti, Sofie Bonné, Stefanie Hirsiger, Esther Vögelin, Dominique Merky | *Department of Plastic- und Hand Surgery, Bern University Hospital, Inselspital, University of Bern, Bern, Switzerland*
6 min
- A-0888** SALVAGE OF ADVANCED CARPAL COLLAPSE: PROXIMAL ROW CARPECTOMY WITH PYROCARBON RESURFACING OF THE CAPITATE VERSUS FOUR-CORNER ARTHRODESIS
Francesco Giacalone, Matteo Ferrero, Elisa Dutto, Maddalena Bertolini, Alessandro Fenoglio, Bruno Battiston | *CTO Hospital, Torino, Italy*
6 min
- A-0169** MODIFIED VOLAR APPROACH TECHNIQUE FOR PROXIMAL ROW CARPECTOMY
Filippo Pantaleoni, Giovanna Petrella, Andrea Leti Acciaro, Mario Lando, Roberto Adani | *Department of Hand Surgery and Microsurgery, University of Modena and Reggio Emilia, Modena, Italy*
6 min
- A-0535** SINGLE- OR BI-COLUMN FUSION VS. PROXIMAL ROW CARPECTOMY IN THE SLAC OR SNAC WRIST TREATMENT, A COMPARATIVE CASE-CONTROL STUDY
Robert Gvozdenovic, Martina Agerskov Schiødt, Lars Solgård, Lars Soelberg Vadstrup, Niels Henrik Søre | ¹*Department of Hand Surgery, Herlev/Gentofte University Hospital of Copenhagen, Hellerup, Denmark;* ²*University of Copenhagen, Faculty of Health and Medical Sciences, Institute of Clinical Medicine, Copenhagen, Denmark*
6 min
- A-0711** FOUR-CORNER FUSION WITH DORSAL CIRCULAR LOCKING PLATE: FUNCTIONAL AND RADIOLOGICAL OUTCOMES
Joana Almeida, Luísa Vital, Nuno Ramos, Flávia Moreira, Mariana Cunha Ferreira, Pedro Negrão, Rui Matos, António Sousa, Vítor Vidinha | *CHUSJ, Porto, Portugal, HCP, Porto, Portugal*
6 min

Discussion

Thursday, 11 May 2023

	ROOM ARCO
10:30-12:30	SS13 IMAGING

Chairs: David Warwick (UK), Antonio Brando (Italy)

- A-0546** MAGNETIC RESONANCE NEUROGRAPHY IN THE MANAGEMENT OF COMPLEX PERIPHERAL NERVE INJURIES
Maria Larrea³, Xabier Alomar², Mireia Esplugas¹, Angel Ferreres¹, Alejandro Lluch¹, Ana Maria Carreño¹, Miguel Perez-Abad¹ | ¹*Institut Kaplan, Barcelona, Spain*; ²*Creu Blanca, Barcelona, Spain*; ³*Hospital Bidasoa, Hondarribia, Spain*
6 min
- A-0202** CARPAL ALIGNMENT MEASUREMENT RELIABILITY: COMPUTER-AIDED ANALYSIS VERSUS HUMAN OBSERVERS
Robert Sipponen¹, Kira Huuska², Theresa Höglund², Eero Waris¹ | ¹*Department of Hand Surgery, Helsinki University Hospital, Helsinki, Finland*; ²*University of Helsinki, Helsinki, Finland*
6 min
- A-0424** STRUCTURE OF THE MIDCARPAL JOINT AND WRIST FLEXION/EXTENSION
Ronit Wollstein¹, Shai Luria², Ryosuke Ikeguchi³ | ¹*New York University Grossman School of Medicine NY USA*; ²*Hadassah Medical Center, Jerusalem, Israel*; ³*Kyoto University Graduate School of Medicine, Kyoto, Japan*
6 min
- A-0570** KINEMATICS OF SCAPHOLUNATE INSTABILITY. AN IN VIVO STUDY
Melanie Amarasooriya, Rami Al Dirini, Kimberley Bryant, Gregory Ian Bain | *Flinders University, South Australia, Australia*
6 min
- A-0908** TEARDROP ANGLE: AN IMPORTANT RADIOLOGICAL PREDICTOR OF INSTABILITY IN DISTAL RADIUS FRACTURES
Bárbara Galleguillos Galindo^{1,2}, Oliver Rojas Bustamante³, Javier Richard Cajas¹, Axel Michelena Villegas¹, Felipe Arriagada Ramos¹, Jorge Fernandez Segovia¹ | ¹*Hospital Militar, Santiago, Chile*; ²*Hospital Mutual de Seguridad, Santiago, Chile*; ³*FONASA, Santiago, Chile*
6 min
- A-0932** PROSPECTIVE STUDY ON THE DIAGNOSTIC ACCURACY OF 4D CT FOR DIAGNOSING INSTABLE SCAPHOLUNATE DISSOCIATION
Ariane Asmus¹, Melina Pinther¹, Leonie Gözl¹, Class Güthoff¹, Sven Mutze¹, Andreas Eisen-schenk^{1,2}, Simon Kim² | ¹*BG Klinikum Unfallkrankenhaus Berlin, Germany*; ²*University Medicine Greifswald, Germany*
6 min

- A-0316** ULTRASONOGRAPHY AND THE SONOGRAPHIC INDEX – RELIABLE ALLIES IN THE DIAGNOSIS OF CARPAL TUNNEL SYNDROME
 Mihaela Pertea^{1,2}, Stefana Luca^{1,2}, Petru Ciobanu^{1,2}, Madalina-Cristina Fotea², Dorin Sumanaru², Alexandru Amarandei², Bogdan Veliceasa^{1,3} | ¹"Grigore T. Popa" University of Medicine and Pharmacy, Iasi, Romania; ²Department of Plastic Surgery and Reconstructive Microsurgery, 'Sf. Spiridon' Emergency County Hospital, Iasi, Romania; ³Department of Orthopaedics and Traumatology, 'Sf. Spiridon' Emergency County Hospital, Iasi, Romania
 6 min
- A-0069** A NOVEL METHOD FOR AUTOMATIC THREE-DIMENSIONAL (3D) MEASUREMENTS OF THE SCAPHOLUNATE DISTANCE IN FOUR-DIMENSIONAL COMPUTED TOMOGRAPHY (4DCT) DATASETS
 E.H.S. Teule^{1,2}, S. Hummelink², C.F.M. Buckens³, E.P.A. van der Heijden^{2,4} | ¹Technical Medicine, University of Twente, Enschede, the Netherlands; ²Department of Plastic Surgery, Radboudumc, Nijmegen, the Netherlands; ³Department of Radiology, Radboudumc, Nijmegen, the Netherlands; ⁴Department of Plastic Surgery, Jeroen Bosch Hospital, 's-Hertogenbosch, the Netherlands
 6 min
- A-0235** HOW THE TECHNICAL ASPECTS OF MRI DETERMINE THE DIAGNOSTIC ACCURACY REGARDING THE MOST COMMON LIGAMENOUS LESIONS OF THE WRIST - A SYSTEMATIC REVIEW AND META-ANALYSIS
 Judit Réka Hetthéssy^{1,2}, Luca Hergár^{3,4} | ¹Kézklinika Budapest, Hungary; ²Semmelweis University, Research management workgroup, Budapest, Hungary; ³Semmelweis University, Department of Orthopedics, Budapest, Hungary; ⁴Semmelweis University, Centre for Translational Medicine, Budapest, Hungary
 6 min
- A-0474** DYNAMIC ULTRASONOGRAPHY OF ACUTE CONSERVATIVE TREATMENT OF VOLAR PLATE STABLE INJURIES OF PIP JOINT
 Belén García-Medrano¹, Belén Sancho Iglesias², Elvira Mateos Álvarez¹, Juan Berrocal Cuadrado¹, Amy Tood³ | ¹Hand Surgery Unit. Orthopedic Surgery Department. Hospital Clínico Universitario de Valladolid, Valladolid, Spain; ²Hand Bilbao, Bilbao, Spain; ³OTR/L, CHT, Hanger Clinic, Texas, USA
 6 min
- A-0285** DORSAL SCAPHOLUNATE INTEROSSEOUS LIGAMENT: ULTRASOUND EVALUATION BETWEEN DOMINANT AND NON DOMINANT WRIST IN YOUNG SPORTS PATIENTS
 Stefania Bassini¹, Donati Danilo³, Fabio Vita², Norman Della Rosa¹, Cesare Faldini², Roberto Adani¹ | ¹Hand Surgery and Microsurgery Azienda Ospedaliera Policlinico Modena, Italy; ²Orthopaedic Institut Rizzoli Bologna, Italy; ³Hand Rehabilitation, Azienda Ospedaliera Policlinico Modena Italy
 6 min
- A-0567** DYNAMIC CT FEATURES OF THE SPECTRUM OF SCAPHOLUNATE INSTABILITY
 Melanie Amarasooriya, Rami Al Dirini, Kimberley Bryant, Gregory Ian Bain | Flinders University of South Australia, Adelaide, South Australia, Australia
 6 min

A-0682 A FINGER ON THE PULSE: A SYSTEMATIC REVIEW OF LITERATURE AND MANAGEMENT ALGORITHM FOR DIGITAL ARTERY ANEURYSMS
Kanchana Niruttan, Rajive Jose | *Queen Elizabeth Hospital Birmingham, UK*
6 min

Discussion

Thursday, 11 May 2023

	ROOM ARENGO
10:30-12:30	SS14 FESSH KEYNOTE LECTURES

A-1183 COMPARTMENTAL SYNDROMES AND VOLKMANN'S CONTRACTURES AT THE UPPER LIMB DURING THE PERINATAL PERIOD IN COMPARISON TO ADULTS
Antonio Landi | *Italy*
45 min

A-1184 MY DREAM CAME TRUE: CRPS DOES NOT EXIST
Francisco Del Piñal | *Spain*
60 min

Discussion

Thursday, 11 May 2023

	ROOM BORGIO
10:30-12:30	SS15 OUTCOMES / EPIDEMIOLOGY

Chairs: Giovanna Petrella (Italy), Mathias Haefeli (Switzerland)

A-0886 EPIDEMIOLOGY OF HAND AND WRIST INJURIES IN THE WORKPLACE. A REVIEW OF SURGICALLY TREATED PATIENTS AT A SINGLE CENTER
Joana Páscoa Pinheiro¹, Miguel Alves Botton² | ¹*North Lisbon University Hospital Centre (CHUNL) Portugal;* ²*Unidade Punho e Mão CUF Descobertas and Unidade Punho e Mão CUF Santarém, Portugal*
6 min

A-0309 SURGICAL TREATMENT FOR TRIGGER FINGER IN DIABETES MELLITUS - A RETROSPECTIVE STUDY USING PROMS AND SWEDISH NATIONAL QUALITY REGISTRIES
Mattias Rydberg¹, Malin Zimmerman¹, Marianne Arner², Lars B Dahlin¹ | ¹*Department of Hand Surgery, Lund University, Malmö, Sweden;* ²*Department of Clinical Science and Education, Karolinska Institutet, Stockholm, Sweden*
6 min

A-0569 HANDS ON THE CLOCK: IMPACT OF NEW UK GUIDELINES ON TIME TO THEATRES AT A TERTIARY HAND TRAUMA CENTRE
Shahd Nour, Kanchana Niruttan, Hadyn Kankam, Darren Chester, Jill Webb, Paul Malone | *Queen Elizabeth Hospital Birmingham, UK*
6 min

- A-0115** PATIENT INITIATED FOLLOW-UP IMPROVES PATIENT SATISFACTION, REDUCES WAITING LIST BURDEN AND SAVES MONEY
Lucy Maling, Bassil Azam, Sheeraz Iqbal, James Nicholl | *Tunbridge Wells Hospital, UK*
6 min
- A-0422** THE INFLUENCE OF PRESSURE APPLIED AND THE TESTING PROTOCOL ON THE TWO-POINT DISCRIMINATION TEST
Jing Chen, Si Jia Qian | *Affiliated Hospital of Nantong University, Nantong, China*
6 min
- A-0650** THE CHAMPAGNE STUDY: A RANDOMIZED CONTROLLED TRIAL COMPARING THE EFFECT OF A DYNAMIC LUCERNE CAST VERSUS IMMOBILIZATION WITH A STATIC INTRINSIC PLUS CAST IN ADULTS WITH METACARPAL FRACTURES
Priscilla A. Jawahier¹, Dorien A. Salentijn², Ruben N. van Veen², Mark van Heijl³, Marcel G.W. Dijkgraaf⁴, Niels W.L. Schep¹ | ¹*Maasstad Hospital, Rotterdam, the Netherlands;* ²*OLVG Hospital, Amsterdam, The Netherlands;* ³*Diakonessenhuis, Utrecht, The Netherlands;* ⁴*Amsterdam University Medical Center, Amsterdam, The Netherlands*
6 min
- A-0765** DETERMINING THE VALUE OF HAND SURGERY: A META-ANALYSIS OF HEALTH UTILITIES FOR HAND AND WRIST CONDITIONS
Luke Geoghegan¹, Maria Carolina Fra², Conrad J Harrison³, Jeremy N Rodrigues^{1,4} | ¹*Department of Plastic, Reconstructive and Hand Surgery, Stoke Mandeville Hospital. Aylesbury, UK;* ²*Department of Orthopaedic Surgery, University of Verona. Verona, Italy;* ³*Nuffield Department of Orthopaedics, Rheumatology and Musculoskeletal Sciences, University of Oxford. Oxford, UK;* ⁴*Warwick Clinical Trials Unit, University of Warwick. Warwick, UK*
6 min
- A-0039** TREATMENT OF BONE DEFECTS IN HAND AND UPPER EXTREMITY USING THE INDUCED MEMBRANE TECHNIQUE
Mohammed Muneer, Fadi Bouri, Elliot Smock, Kjell Van Royen, Jorge Quintero, Rodrigo Moreno | *Christine M Kleinert Institute for Hand & Microsurgery, Louisville, USA*
6 min
- A-0213** CAN WE TREAT COMPLETE UCL RUPTURES, INCLUDING STENER LESIONS, WITH A CONSERVATIVE TREATMENT STRATEGY, INSTEAD OF SURGERY? STUDY PROTOCOL FOR A NON-INFERIORITY RANDOMIZED CONTROLLED TRIAL TO ASSESS FUNCTIONAL OUTCOMES AND COST-EFFECTIVENESS: MUSCAT-STUDY
L. de Haas¹, B. van Hoorn¹, V.A.P. van de Lucht¹, D. Salentijn², D. Van der Velde³, R. van Veen³, N. Schep⁴, M. Dijkgraaf⁵, M. van Heijl^{1,6}, MUSCAT Trail Collaborative study group⁷ | ¹*Diakonessenhuis, Utrecht, The Netherlands;* ²*OLVG, Amsterdam, The Netherlands;* ³*St. Antonius Hospital, Nieuwegein, The Netherlands;* ⁴*Maasstad Hospital, Rotterdam, The Netherlands;* ⁵*Amsterdam UMC, University of Amsterdam, Amsterdam, The Netherlands;* ⁶*University Medical Center Utrecht, Utrecht, The Netherlands;* ⁷*MUSCAT Trial Collaborative study group, The Netherlands*
6 min

- A-0207** LONG TERM RESULTS OF MAJOR REPLANTATIONS IN UPPER AND LOWER EXTREMITIES
Necmettin Salar¹, Harun Yasin Tüzün¹, Begüm Aslantaş Kaplan¹, Arsen Arsenişvili², Selim Türkkan³, Mustafa Kürklü³ | ¹*Gulhane Training and Research Hospital, Ankara, Turkey*; ²*Tbilisi Military Hospital, Tbilisi, Georgia*; ³*Bahcelievler Memorial Hospital, Istanbul, Turkey*
6 min
- A-0174** A SINGLE MACHINE LEARNING MODEL CAN ACCURATELY PREDICT POST-TREATMENT PAIN IMPROVEMENT IN 26 HAND AND WRIST CONDITION-TREATMENT COMBINATIONS
Lisa Hoogendam^{1,2,3}, Robbert Wouters^{1,2}, Jeanne Bakx^{1,2,3}, Sebastiaan Souer³, Harm Slijper³, the Hand-Wrist Study Group, Ruud Selles^{1,2} | ¹*Department of Plastic, Reconstructive and Hand Surgery, Erasmus MC, Rotterdam, The Netherlands*; ²*Department of Rehabilitation Medicine, Erasmus MC, Rotterdam, The Netherlands*; ³*Hand and Wrist Center, Xpert Clinics, Eindhoven, The Netherlands*
6 min
- A-0582** PREVENTABLE HAND INJURIES; A NATIONAL AUDIT
Jennifer C.E. Lane, Anna Loch Wilkinson, Grey Giddins, Maxim Horwitz on behalf of the Hand Injury Prevention Collaborative | *Oxford Hospitals, Oxford, UK; Chelsea and Westminster Hospital, London, UK; Royal United Hospitals, Bath, UK*
6 min
- A-0399** USING OUTCOME INFORMATION YIELDS BETTER PATIENT EXPERIENCES, BETTER DECISION-MAKING, AND MORE POSITIVE EXPECTATIONS IN PATIENTS WITH HAND AND WRIST CONDITIONS: A COHORT STUDY
Nina L Loos^{1,2}, Ruud W Selles^{1,2}, Marloes HP ter Stege³, Lisa Hoogendam^{1,2,3}, Yara Eline van Kooij^{1,2,4}, Grada R Danée Arends^{1,2,4}, Joris Veltkamp^{1,2,4}, Outcome-Based Healthcare Research Group, Robbert M Wouters^{1,2} | ¹*Department of Rehabilitation Medicine, Erasmus MC University Medical Center, Rotterdam, The Netherlands*; ²*Department of Plastic, Reconstructive, and Hand Surgery, Erasmus MC University Medical Center, Rotterdam, The Netherlands*; ³*Xpert Clinics, Hand and Wrist Care, Zeist, The Netherlands*; ⁴*Center for Hand Therapy, Xpert Handtherapie, Utrecht, the Netherlands*
6 min

Discussion

Thursday, 11 May 2023

	ROOM PIAZZA
10:30-12:30	ST06 ULNAR-SIDED WRIST - WHICH CHALLENGES FACE THERAPISTS

Chairs: C. Le Lardic (France), T Fairplay (Italy)

- A-0980** INTRODUCTION TO THE ULNAR SIDED WRIST: ANATOMY AND BIOMECHANICS
Riccardo Luchetti | *Italy*
20 min

- A-0981** TFCC LESION CLASSIFICATION
A. Atzei | *Italy*
10 min
- A-0982** TFCC TEARS SURGERY (COMPLETE VS. PARTIAL LESION)
L.L. Marcovici | *Italy*
10 min
- A-0983** TFCC TEARS: POST-OP REHAB AND ORTHOTIC MANAGEMENT
G. Colaiacovo | *Italy*
10 min
- A-0984** ULNO-CARPAL INSTABILITY: CLINICAL ASSESSMENT AND DIFFERENTIAL DIAGNOSIS
E. Lanfranchi | *Italy*
10 min
- A-0985** ULNO-CARPAL INSTABILITY: CONSERVATIVE TREATMENT
R. Cantero | *Spain*
10 min
- A-0986** ECU TENDON INSTABILITY: BIOMECHANICS AND PATHOMECHANICS
M. Chen, S. Rouzard | *France*
10 min
- A-0987** ULNAR SHORTENING PROCEDURE
J. Teunissen | *The Netherlands*
10 min
- A-0988** POST-OPERATIVE REHABILITATION PROTOCOL AFTER ULNAR SHORTENING PROCEDURE
K Thollot | *France*
10 min
- Discussion**
20 min

Thursday, 11 May 2023

	ROOM MARINA
10:30-12:30	ST05 BEST PRACTICE - COST-EFFECTIVENESS

Chairs: I Saroglia (Italy), Andrea Poggetti (Italy)

- A-0973** ANALYSIS OF SOCIAL AND HOSPITAL COSTS IN SURGICAL OR CONSERVATIVE TREATMENT AFTER HAND TRAUMA
S Pfanner | *Italy*
10 min
- A-0974** MALLET FINGER: SURGICAL VS. CONSERVATIVE - WHY ARE WE STILL OPERATING. WHY SO MANY ORTHOTIC APPROACHES?
I Felici, I Saroglia | *Italy*
15 min

- A-0975** METACARPAL AND PIPJ FRACTURES: DIFFERENCES IN COST B/W PLATING, SCREWING, PINNING & INTRAMEDULLAR SCREWING - INTRARTICULAR FRACTURES
S Ochoa Barrera | *Spain*
10 min
- A-0976** METACARPAL AND PIPJ FRACTURES: DIFFERENCES IN COST B/W PLATING, SCREWING, PINNING & INTRAMEDULLAR SCREWING - EXTRARTICULAR FRACTURES
A Poggetti | *Italy*
10 min
- A-0977** METACARPAL AND PIPJ FRACTURES: DIFFERENCES IN COST B/W PLATING, SCREWING, PINNING & INTRAMEDULLAR SCREWING - REHABILITATION
G Pompili | *Italy*
15 min
- A-0978** SCAPHOID FRACTURES: CONSERVATIVE VS SURGICAL TREATMENT
T Giesen, S Pagella | *Switzerland*
20 min
- A-0979** DRF IN THE ELDERLY: SURGICAL VS. CONSERVATIVE
M Biondi, EM Mancon | *Italy*
20 min
- Discussion**
20 min

Thursday, 11 May 2023

	ROOM PARCO
10:30-12:30	ST07 INNOVATIVE ASSESSMENTS TOOLS

Chairs: Helle Puggard (Denmark), Paul De Buck (Belgium)

- A-0872** TURKISH TEST-RETEST RELIABILITY OF THE UPPER EXTREMITY MODULE OF THE OPUS (ORTHOSIS PROSTHESIS USER SURVEY)
Fatih Süleyman Okumuş, Büşra Yıldız, Özge Buket Arslan, İlkem Ceren Sığırtmaç, Çiğdem Öksüz | *Department of Occupational Therapy, Faculty of Health Sciences, Hacettepe University, Ankara, Turkey*
15 min
- A-0237** VALIDITY AND RELIABILITY OF K-FORCE SENS TO EVALUATE OF JOINT POSITION SENSE IN CARPAL TUNNEL SYNDROME: A PILOT STUDY
Sinem Yenil¹, Ali Kitis¹, Cagdas Erdoğan² | *¹Faculty of Physiotherapy and Rehabilitation, Pamukkale University, Kinikli Campus, Denizli, Turkey; ²Faculty of Medicine, Pamukkale University, Kinikli Campus, Denizli, Turkey*
15 min

- A-0234** THE VALIDITY AND RELIABILITY A SMARTPHONE APPLICATION FOR MEASURING WRIST AND METACARPOPHALANGEAL JOINT RANGE OF MOTION
Omer Faruk Ozcelep¹, Melek Gunes Yavuzer², Ayse Nur Tunalı³ | ¹*Ahi Evran University, School of Physical Therapy and Rehabilitation, Merkez/Kırşehir, Turkey;* ²*Haliç University, Department of Physiotherapy and Rehabilitation, Sütluçe/İstanbul, Turkey;* ³*İstanbul Medipol University, Department of Physiotherapy and Rehabilitation, Beykoz/İstanbul, Turkey*
15 min
- A-0018** FORCE SENSING RESISTOR TESTING OF HAND FORCES AND GRASPS DURING ACTIVITIES OF DAILY LIVING TASKS
Monique M. Keller¹, Roline Barnes¹, Corlia Brandt² | ¹*Department of Physiotherapy, School of Health and Rehabilitation Sciences, Faculty of Health Sciences, University of Free State, Bloemfontein, South Africa;* ²*Department of Physiotherapy, School of Therapeutic Sciences, Faculty of Health Sciences, University of Witwatersrand, Johannesburg, South Africa*
15 min
- A-0727** COMPARISON OF ELECTROMYOGRAPHIC ACTIVITY OF TRICEPS BRACHII DURING THREE DIFFERENT STRENGTHENING EXERCISE
Raşit Vatanserver¹, Ömer Kürşat Duygulu¹, Dilber Karagözoğlu Coşkunsu², Burcu Semin Akel¹ | ¹*İstanbul Kültür University, Faculty of Health Sciences, Department of Physiotherapy and Rehabilitation, Turkey;* ²*Fenerbahçe University, Faculty of Health Sciences, Department of Physiotherapy and Rehabilitation, Turkey*
15 min
- A-0012** PSYCHOMETRIC PROPERTIES OF PATIENT-REPORTED OUTCOME MEASURES (PROMS) IN WRIST OSTEOARTHRITIS: TEST-RETEST RELIABILITY AND CONSTRUCT VALIDITY
Sara L Larsson^{1,2}, Elisabeth Brogren^{1,2}, Lars B Dahlin^{1,2,3}, Anders Björkman⁴, Elisabeth Ekstrand⁵ | ¹*Department of Hand Surgery, Skåne University Hospital, Malmö, Sweden;* ²*Department of Translational Medicine - Hand Surgery, Lund University, Malmö, Sweden;* ³*Department of Biomedical and Clinical Sciences, Linköping University, Linköping, Sweden;* ⁴*Department of Hand Surgery, Institute of Clinical Sciences, Sahlgrenska University Hospital, Sahlgrenska Academy, University of Gothenburg, Gothenburg, Sweden;* ⁵*Department of Health Sciences, Lund University, Lund, Sweden*
15 min
- A-0638** ASSESSMENT OF CENTRAL AND PERIPHERAL SENSITIZATION, AND PAIN MEDIATORS AND HEALTH STATUS IN THE WORK-RELATED THUMB PAIN AMONG PHYSIOTHERAPISTS. A CASE-CONTROL STUDY COMPARING WORKERS AND STUDENTS
Ilaria Prato¹, Francesca Elena Zanchettin², Fulvio Ricceri^{3,4}, Johanna Jonsdottir⁵, Giacomo Carta^{3,6,7} | ¹*Hand Surgery and Rehabilitation Unit, Humanitas Torino, Torino, Italy;* ²*Centro medico albese, Alba, Italy;* ³*Department of Clinical and Biological Sciences, University of Torino, Orbassano, Italy;* ⁴*Unit of Epidemiology, Regional Health Service ASL TO3, Grugliasco (Italy);* ⁵*IRCCS Don Gnocchi Foundation, Milan, Italy;* ⁶*ASST FBF-Sacco, Milan, Italy;* ⁷*Neuroscience Institute Cavalieri Ottolenghi (Nico) University of Torino, Orbassano, Italy*
15 min

Discussion

15 min

Thursday, 11 May 2023

	ROOM WORKSHOP A
10:30-12:30	ST02 MAPS THERAPY

Chairs: V Punsola (Spain)

- A-1039** WORKSHOP 02: MAPS THERAPY
V Punçola | *Spain*
120 min

Thursday, 11 May 2023

	ROOM WORKSHOP C
10:30-12:30	ST08 WRIST LIGAMENTS

Chairs: P McKee (Canada), S Chinchalkar (Canada)

- A-1044** WORKSHOP 08: GAIN AN IN-DEPTH UNDERSTANDING OF WRIST ANATOMY, BIOMECHANICS AND PATHOMECHANICS WITH THE ANATOMY GLOVE
P McKee, S Chinchalkar | *Canada*
120 min

Thursday, 11 May 2023

	ROOM ANFITEATRO
11:30-12:30	SS76 JHSE 'LIVE' JOURNAL CLUB

Chairs: Zaf Naqui (UK), Letizia Marengi (Italy)

Paper 1: Distal Radius locking plate osteosynthesis using wide-awake local anaestheisa. Dukan et al; France

Paper 2: Surface replacement arthroplasty of the proximal interphalangeal joint using the CapFlex-PIP implant: a prospective study with 5-year outcomes. Reischenbock et al; Switzerland

- A-1334** EXPERT
Joris Duerinckx | *Belgium*

- A-1335** EXPERT
Thomas Aparid | *France*

- A-1336** EXPERT
Adeline Cambon | *France*

- A-1508** EXPERT
Danée Arends | *The Netherlands*

- A-1337** AUTHOR
Vanessa Reischenböck | *Switzerland*
- A-1338** AUTHOR
Ruben Dukan | *France*
- A-1339** FELLOW
Theresia Steinkellner | *Austria*
- A-1340** FELLOW
Pilar Saralegui | *Argentina*
- A-1341** EDITOR
Wee Lam | *UK*

Thursday, 11 May 2023

	ROOM CASTELLO
11:30-12:30	SS78 WRIST PROSTHESIS

Chairs: Maurizio Calcagni (Switzerland), Sandra Pfanner (Italy)

- A-1253** CURRENT OPTIONS IN TOTAL WRIST ARTHROPLASTY (MATERIALS, IMPLANTS, BIOMECHANICS, TRIBOLOGY)
Onur Berber | *UK*
9 min
- A-1254** FIRST IMPLANT AND REVISION SURGERY
Guillaume Herzberg | *France*
9 min
- A-1255** FIRST IMPLANT AND REVISION SURGERY
Daniel Brown | *UK*
9 min
- A-1257** HOW TO MANAGE COMPLICATIONS IN TWA
Sumedh Talwalkar | *UK*
9 min

Discussion

Thursday, 11 May 2023

	ROOM LAVATOIO
11:30-12:30	SS83 MOST IMPORTANT DETAILS OF HOW TO CONSISTENTLY GET GOOD RESULTS IN FLEXOR TENDON REPAIR AND THERAPY

Chairs: Don Lalonde, Thomas Giesen

- A-1393** MOST IMPORTANT DETAILS OF HOW TO CONSISTENTLY GET GOOD RESULTS IN FLEXOR TENDON REPAIR AND THERAPY
Don Lalonde | *Canada*
50 min
- Discussion**
10 min

Thursday, 11 May 2023

	ROOM ANFITEATRO
13:45-14:40	SS16 NEW TECHNOLOGIES

Moderators: Frederik Verstaken (Belgium), Enrico Carità (Italy)

- A-1258** 3D PRINT TECHNOLOGY
Frederik Verstaken | *Belgium*
8 min
- A-1259** IPS IN TREATMENT OF MALUNION
Niels Schep | *The Netherlands*
8 min
- A-1260** AUGMENTED REALITY IN UPPER LIMB SURGERY
Thomas Gregory | *France*
8 min
- A-1261** ROBOTICS AND VIRTUAL REALITY IN HAND REHABILITATION
Andrea Turolla | *Italy*
8 min
- Discussion**

ROOM CASTELLO

13:45-15:30 SS18 ELBOW / FOREARM

Chairs: Niels Schep (The Netherlands), Massimo Corain (Italy)

- A-0304** USEFULNESS OF ENHANCED MAGNETIC RESONANCE IMAGING IN LATERAL EPICONDYLITIS; A NOVEL CLASSIFICATION CORRELATED WITH PAIN
Chang-Hun Lee¹, Jinsik Park², Young Seok Lee¹, Wan-Sun Choi³, Joo-Hak Kim⁴, Kwang-Hyun Lee⁵
| ¹*Department of Orthopaedic Surgery, Hanyang University College of Medicine, Seoul, South Korea;* ²*Department of Orthopaedic Surgery, MS Reconstruction Hospital, Daegu, South Korea;* ³*Department of Orthopaedic Surgery, Ajou University College of Medicine, Suwon, South Korea;* ⁴*Department of Orthopaedic Surgery, Myongji Hospital, Hanyang University, Goyang, South Korea;* ⁵*Jeju Regional Rehabilitation Hospital, Jeju, South Korea*
6 min
- A-0391** FUNCTIONAL OUTCOMES AFTER SURGICAL MANAGEMENT OF TERRIBLE TRIAD. SERIES OF CASES
Christos Baltas, Efstratios Athanaselis, Efsthios Konstantinou, Nikolaos Stefanou, Filippos Zigras, Zoe Dailiana, Sokratis Varitimidis | *University Hospital of Larissa, Greece*
6 min
- A-0523** DISTAL BICEPS TEAR. PRE OPERATIVE ULTRASOUND LANDMARK AND RESULTS EVALUATION USING A DYNAMOMETER
Alessandro Greco, Lucian Lior Marcovici, Elena Taglieri, Alessia Pagnotta | *Jewish Hospital, Rome, Italy*
6 min
- A-0775** UNSTABLE FOREARM LESIONS. CLASSIFICATION SYSTEM AND CLINICAL RESULTS IN A PROSPECTIVE SINGLE-CENTER CONSECUTIVE SERIES
Stefano Artiaco, Elisa Dutto, Chiara Beltramo, Teresa Benigno, Matteo Ferrero, Arman Sard, Bruno Battiston | *Department of Orthopaedics and Traumatology, Orthopaedic and Trauma Center, Torino, Italy*
6 min
- A-0874** COMPARING POSTERIOR INTEROSSEOUS NERVE STRAIN IN LATERAL SURGICAL APPROACH TO RADIAL HEAD: A CADAVERIC STUDY
Yuwarat Monteerarat, Kittipich Sangkamard, Roongsak Limthongthang | *Department of Orthopaedic Surgery, Faculty of Medicine Siriraj Hospital, Mahidol University, Bangkok, Thailand*
6 min
- A-0435** FROM A CIRCULAR SAW TO THE MANCHESTER BOMBING – A SINGLE SURGEON CASE SERIES OF OPEN FOREARM FRACTURES
David Flaherty, James Bedford, Ladan Hajipour | *Wythenshawe Hospital, Manchester University NHS Foundation Trust, Manchester, UK*
6 min

A-0889 RESULTS OF ELBOW TERRIBLE TRIAD MANAGEMENT WITH AN ACTIVE MOVEMENT AGAINST RESISTENCE PROTOCOL OF PHYSIOTHERAPY
Matilde Cacianti, Alessandro Crosio, Arturo S. Nozzolillo, Mauro Magnani, Edoardo Barberini, Pierluigi Tos | *Hand Surgery and Reconstructive Microsurgery Department, ASST Gaetano Pini-CTO, Istituto Ortopedico Gaetano Pini – CTO, Milan, Italy*
6 min

A-0747 DISTAL BICEPS TENDON RUPTURE: TWELVE-YEAR EXPERIENCE USING SUTURE ANCHORS THROUGH A SINGLE ANTERIOR APPROACH
F Vitali¹, A. Galuppi¹, S. Briano¹, G. Demontis¹, T. Selini², G. Pachera¹, E. Dapelo¹ | ¹*San Martino Policlinic Hospital, Genoa, Italy;* ²*San Paolo Hospital, Savona, Italy*
6 min

A-0748 DIAGNOSIS AND TREATMENT OF DISTAL TENDON INJURY OF THE BRACHIAL TRICEPS MUSCLE: OUR EXPERIENCE
E. Lanari¹, A. Galuppi¹, S. Briano¹, G. Demontis¹, T. Selini², G. Pachera¹, E. Dapelo¹ | ¹*San Martino Polyclinic Hospital, Genoa, Italy;* ²*San Paolo Hospital, Savona, Italy*
6 min

Discussion

Thursday, 11 May 2023

	ROOM TEMPIO
13:45-15:30	SS19 HAND TRAUMA

Chairs: Ariane Asmus (Germany), Marco Guidi (Switzerland)

A-0832 CAN WE “JUST” REPAIR CHRONIC LIGAMENT INJURIES OF THE THUMB? LONG-TERM OUTCOMES OF PRIMARY REPAIR OF CHRONIC THUMB ULNAR AND RADIAL COLLATERAL LIGAMENT INJURIES
Alfonso C. Prada Cañizares, Victor Triviño Sánchez-Mayoral, Fernando Polo Simón, Pedro J. Delgado Serrano | *Hospital Universitario HM Montepíncipe, Spain*
6 min

A-0086 MOTION ANALYSIS OF WRIST AND FINGER JOINTS IN SPORT CLIMBING USING AN OPTOELECTRONIC MOTION CAPTURE SYSTEM
Micha Schneeberger¹, Gabriella Fischer², Peter Wolf³, Maurizio Calcagni², Andreas Schweizer¹, Lisa Reissner¹ | ¹*Department of Orthopaedics, Balgrist University Hospital Zurich, Switzerland;* ²*Division of Plastic and Hand Surgery, University Hospital Zurich, Switzerland;* ³*Institute for Biomechanics, ETH Zurich, Switzerland*
6 min

A-0358 KINEMATICS AS THE CORE OF A NEW CONSERVATIVE TREATMENT FOR STABLE VOLAR PLATE INJURIES
Belén Sancho Iglesias¹, Belén García-Medrano², Silvia Gargallo Martín³, Elvira Mateos Álvarez², Amy Tood⁴ | ¹*hand Bilbao Clinic, Bilbao, Spain;* ²*Hospital Clínico Universitario de Valladolid, Spain;* ³*Corporación Fisiogestión, Barcelona, Spain;* ⁴*Hanger Clinic, Texas, USA*
6 min

- A-0571** THE OUTCOME OF FLEXION STRAPPING OF SPIRAL PROXIMAL PHALANX FRACTURES
Angharad Davies, Grey Giddins, Samuel Haines | *Royal United Hospitals, Bath, UK*
6 min
- A-0357** TRANS-FRACTURE RETRO-ANTEGRADE TECHNIQUE IN THE MANAGEMENT OF SEVERELY ANGULATED METACARPAL NECK FRACTURES: A CASE SERIES
Mary Ellen McMahon^{1,2}, Safwat Ibrahim¹ | ¹*Beaumont Hospital, Dublin, Ireland;* ²*Royal College of Surgeons Ireland, Dublin, Ireland*
6 min
- A-0499** HEMIHAMATE ARTHROPLASTY FOR THE TREATMENT OF CHRONIC PIP FRACTURE-LUXATIONS
Ferruccio Paganini, Anna Brandolini, Emanuele Mascherpa, Federico Tamborini, Julien Teodori, Luigi Valdatta, Alessandro Fagetti | *University of Insubria - Circolo Hospital and Fondazione Macchi - Varese, Italy*
6 min
- A-0576** TRAPEZIOMETACARPAL EXTERNAL FIXATION UNDER LOCAL ANAESTHESIA FOR THE TREATMENT OF COMMUNITED INTRA-ARTICULAR THUMB METACARPAL FRACTURES. EVALUATION OF CLINICAL RESULTS AND LONG-TERM PATIENT SATISFACTION
Dimitrios Kitridis^{1,2}, Paschalia Athanasiadou¹, Byron Chalidis¹, Zoi Tzimirota³, Eleni Karagergou³, Givissis Panagiotis¹ | ¹*1st Orthopaedic Department, Papanikolaou Hand Surgery Center, School of Medicine, Aristotle University of Thessaloniki, Thessaloniki, Greece;* ²*1st Orthopaedic Department, 424 Army General Training Hospital, Thessaloniki, Greece;* ³*Department of Plastic Surgery, Papanikolaou Hand Surgery Center, Georgios Papanikolaou Hospital, Thessaloniki, Greece*
6 min
- A-0541** DISTRIBUTION AND CURRENT TREATMENT STRATEGIES OF PAEDIATRIC HAND FRACTURES AND DISLOCATIONS: A MULTI-CENTRE SNAPSHOT STUDY OF 814 PATIENTS IN THE NETHERLANDS
Louise de Haas¹, Hanneke van Oorschot¹, Elke Arts², Said Bachiri³, Reinier Beks³, Leonie Blom^{3,4}, Doeke Boersma⁵, Jan ten Bosch⁷, Floor ter Brugge⁸, Niels Bruggeman⁹, Brigitte van der Heijden^{5,6}, Priscilla Jawahier¹⁰, Pieter Joosse³, Siegrid de Meer⁸, Amanda Nijhuis⁵, Jan Siert Reinders⁹, Luke van Rossenberg¹, Dorien Salentijn¹¹, Friso Schonk⁷, David Tas¹², Michiel Teijgeler⁴, Tim Timmers¹³, Ruben van Veen¹¹, Detlef van der Velde¹², Stephanie Zielinski², Niels Schep¹⁰, Ivar de Bruin¹⁴, Bastiaan van Hoorn¹, Mark van Heijl^{11,14} | ¹*Department of Surgery, Diaconessenhuis Utrecht/Zeist/Doorn, Utrecht, The Netherlands;* ²*Department of Surgery, Ziekenhuis Gelderse Vallei, Ede, Netherlands;* ³*Department of Surgery, Noordwest Ziekenhuisgroep, Alkmaar, Netherlands;* ⁴*Department of Surgery, Tergooi Ziekenhuis, Hilversum, Netherlands;* ⁵*Department of Surgery, Jeroen Bosch Ziekenhuis, Den Bosch, Netherlands;* ⁶*Department of Plastic Surgery, Radboudumc, Nijmegen, the Netherlands;* ⁷*Department of Surgery, Maastricht University Medical Center+, Maastricht, Netherlands;* ⁸*Department of Surgery, Ziekenhuis St Jansdal, Harderwijk, Netherlands;* ⁹*Department of Surgery, Groene Hart Ziekenhuis, Gouda, Netherlands;* ¹⁰*Department of Surgery, Maasstad Ziekenhuis, Rotterdam, Netherlands;* ¹¹*Department of Surgery, Onze Lieve Vrouwe Gasthuis, Amsterdam, Netherlands;* ¹²*Department of Surgery, St Antonius Ziekenhuis, Nieuwegein/Leidsche Rijn, Netherlands;* ¹³*Department of Surgery, Meander Medisch Centrum, Amersfoort, Netherlands;* ¹⁴*Department of Surgery, University Medical Center Utrecht, Utrecht, The Netherlands*
6 min

- A-0064** PEDIATRIC AND ADOLESCENT 1ST METACARPAL FRACTURES: EPIDEMIOLOGY, OUTCOMES, AND COMPLICATIONS
Lindsay Kohan, Catherine May, Joshua Abzug | *University of Maryland School of Medicine, Baltimore, MD, USA*
6 min
- A-0418** BIOABSORBABLE INTRAMEDULLARY NAILING OF SEVERELY DISPLACED DISTAL FOREARM FRACTURES IN CHILDREN
Marcell Varga¹, Gergő Józsa², Anna Lamberti², Zsófia Krupa¹, Tamás Kassai¹ | ¹*Manninger Jenő Baleseti Központ, Budapest, Hungary;* ²*Department of Pediatric Surgery, University of Pécs, Hungary*
6 min
- A-0758** IS THERE ANY TECHNICAL DETAILS THAT MAY AFFECT THE OUTCOMES OF PEDIATRIC BOTH BONE FOREARM DIAPHYSEAL FRACTURES TREATED WITH ELASTIC STABLE INTRAMEDULLARY NAIL?
İdris Demirtaş¹, Zeynel Mert Asfuroğlu², Mehmet Çolak² | ¹*City Hospital Şirnak, Turkey;* ²*Mersin University, Faculty of Medicine, Department of Orthopedics and Traumatology, Division of Hand Surgery, Mersin, Turkey*
6 min

Discussion

Thursday, 11 May 2023

	ROOM ARCO
13:45-15:30	SS20 ULTRASOUND IN HAND SURGERY – FROM DIAGNOSIS TO SURGERY

Chairs: Fernando Corrella (Spain), Pierluigi Tos (Italy), Olivier Mares (France)

Introduction

- A-1119** WHY HAVE I INTRODUCED THE ULTRASOUND IN MY DAILY PRACTICE?
Jean Michel Cognet | *France*
7 min
- A-1117** USE AND SETTING OF THE ULTRASOUND
Thomas Aparid | *France*
7 min
- A-1120** SURGICAL PROCEDURES DEMONSTRATION VIDEOS
Olivier Mares | *France*
7 min
- A-1201** HOW ULTRASOUND IS GREATLY IMPROVING MY RESULTS IN TENDON SURGERY
Donald Lalonde | *Canada*
7 min

Diagnosis

- A-1118** ULTRASOUND AND EMG IN NERVE PROBLEMS - THE OPINION OF A NEUROPHYSIOLOGIST
Luca Padua |
7 min
- A-1202** ULTRASOUND IN NERVE INJURIES AND COMPRESSIONS - THE SURGEON'S PERSPECTIVE
Sebastian Kluge | *Switzerland*
7 min
- A-1203** ULTRASOUND IN FRACTURES AND LIGAMENT INJURIES
Thomas Aparid | *France*
7 min
- A-1204** ULTRASOUND IN TENDINOPATHIES
Esther Vögelin | *Switzerland*
7 min

Ultrasound-Guided Injections

- A-1205** PREPARATION SET UP AND TECHNIQUE
Fernando Corella | *Spain*
4 min
- A-1206** ULTRASOUND GUIDE INTRA-ARTICULAR INJECTIONS
Elisabet Hagert | *Qatar*
4 min

Ultrasound-guided surgery

- A-1207** TRIGGER FINGER
Michiel Cromheecke | *Belgium*
4 min
- A-1208** DE QUERVAIN'S TENOSYNOVITIS
Javier Ferreira | *Spain*
4 min
- A-1209** MEDIAN NERVE RELEASE
Jean Michel Cognet | *France*
4 min
- A-1210** ULNAR NERVE RELEASE
Olivier Mares | *France*
4 min
- A-1211** NERVE REPAIR
Alessandro Crosio, Pierluigi Tos | *Italy*
4 min

A-1212 DUPUYTREN
Homid Fahandez | *Spain*
4 min
Discussion
15 min

Thursday, 11 May 2023

	ROOM ARENGO
13:45-15:30	SS21 TRAVELING FELLOWSHIPS/BEST-WORST CASE

Chairs: Alberto Lazzerini (Italy), Camillo Fulchignoni (Italy)

A-1507 INTRODUCTION
Camillo Fulchignoni | *Italy*
5 min

A-1445 RESTORING HAND FUNCTION AND FORM IN CHILDREN
Turkhan Mehdiyev | *Austria*
5 min

A-1446 SILENT COMPARTMENT SYNDROM OF THE FOREARM
Eliska Sulcova | *Czech Republic*
5 min

A-1447 FOREARM RECONSTRUCTION - FROM ZERO TO HERO
Martin Vlach | *Czech Republic*
5 min

A-1448 WHEN SPRING RETURNS, WATCH OUT FOR ALLERGIES
Jean-Baptiste de Villeneuve Bargemon | *France*
5 min

A-1449 ITALIAN VERSUS GERMAN APPROACHES TO HAND SURGERY
Mirjam Thielen | *Germany*
5 min

A-1450 WHAT WOULD YOU DO?
Katalin Muraközy | *Hungary*
5 min

A-1451 SHORT PRESENTATION ABOUT LONG STORY OF ELBOW ULCER TREATMENT
Joanna Kot | *Poland*
5 min

A-1452 METACARPOPHALANGEAL ARTHRODESIS WITH PERSONALIZED PLATE AFTER OSTEOMYELITIS
Sergi Alabau Rodriguez | *Spain*
5 min

- A-1453** THE NEVER ENDING STRUGGLE AGAINST THE STIFF FINGERS – SETBACKS AND PROGRESS
Tomas Borgström | *Sweden*
5 min
- A-1454** AVULSION OF THE FLEXOR DIGITORUM PROFUNDUS - A CASE REPORT OF SURGICAL COMPLICATIONS
Guillaume Bollmann | *Switzerland*
5 min
- A-1455** ENDOSCOPIC CARPAL TUNNEL RELEASE, TO DO OR NOT TO DO
Frederique van der Zeeuw | *The Netherlands*
5 min
- A-1456** UPPER LIMB MACRO REPLANTATION: LEARNING POINTS FROM A MICROSURGICAL FELLOW
Helen Wohlgemut | *UK*
5 min
- A-1457** CASE REPORT: IT'S NOT ALWAYS A TRIGGER FINGER
Nina Fee Knie | *Germany*
5 min
- A-1458** MY WORST CASE ON FELLOWSHIP - BE WARY OF THE DISTAL ULNA
Natan Silver | *UK*
5 min

Discussion

Thursday, 11 May 2023

	ROOM BORG
13:45-15:30	SS22 SPORT INJURIES OF THE HAND AND WRIST-HOW TO RETURN TO PLAY!

Chairs: Greg Bain (Australia), Christophe Mathoulin (France), Henk Coert (The Netherlands), Andrea Atzei (Italy)

Scapholunate instability

- A-1293** USE OF DYNAMIC IMAGING TO DIAGNOSE SCAPHOLUNATE INSTABILITY
Brigitte van der Heijden | *The Netherlands*
7 min
- A-1294** SCAPHOLUNATE INSTABILITY - A NEW LOOK AT KINEMATICS
Greg Bain | *Australia*
7 min
- A-1295** HOW I MANAGE THE “EWAS GRADE 4 SLI
Gustavo Mantovani | *Brazil*
7 min

- A-1296** LEADER OF DISCUSSION - (SLI)
Christophe Mathoulin | *France*
10 min
- A-1297** CHRONIC COMPARTMENT SYNDROME IN MOTOCROSS RIDERS
Peter Jørgsholm | *Denmark*
7 min
- A-1298** RADIAL FORAGE TO SUPPORT SCAPHOID FRACTURE FIXATION
Martin Caloia | *Argentina*
7 min
- A-1299** LEADER OF DISCUSSION (OTHER)
Henk Coert | *Netherlands*
5 min

Ulnar sided wrist disorders

- A-1300** TFC ANATOMY AND TEARS
Guillaume Herzberg | *France*
7 min
- A-1301** THE EFFECT OF CORTICOSTEROID INJECTIONS ABUSE ON THE ATHLETES WRIST
Vincent Carratalá | *Spain*
7 min
- A-1302** DISORDERS OF THE ECU AND SUBSHEATH
7 min
- A-1303** EXTENSOR CARPI ULNARIS TEARS
Jeff Ecker | *Australia*
7 min
- A-1304** LEADER OF DISCUSSION (TFC, ECU)
Andrea Atzei | *Italy*
10 min

Discussion

15 min

Thursday, 11 May 2023

	ROOM LAVATOIO
13:45-14:45	SS84 CLINICAL EXAMINATION OF THE WRIST

Chairs: Carlos Heras-Palou, Guillem Salva

- A-1376** INTRODUCTION, CLINICAL HISTORY AND SURFACE ANATOMY
Guillem Salva | *Spain*
15 min

- A-1377** RADIAL SIDED TESTS
Ana Scott-Tennent | *Spain*
15 min
- A-1378** ULNAR SIDED TESTS: INCLUDING L-T AND PROXIMAL CARPAL ROW INSTABILITY
Alex Bolt | *UK*
15 min
- A-1379** DRUJ EXAMINATION
Carlos Heras-Palou | *UK*
15 min

Thursday, 11 May 2023

	ROOM PIAZZA
13:45-15:30	ST40 PIPJ STIFFNESS - HOW SHOULD WE TREAT THEM?

Chairs: M G Fioretti (Switzerland), P Boccolari (Italy)

- A-1047** PIP JOINT STIFFNESS: TIME TO REGAIN AND MAINTAIN THE EXTENSION
V Punçola | *Spain*
15 min
- A-1048** TREATMENT, EXERCISES, AND ORTHOSIS PROPOSALS TO MAINTAIN THE EXTENSION AND REGAIN FLEXION
V Punçola | *Spain*
15 min
- A-1049** EVALUATION AND TREATMENT OF THE 3 DIFFERENT GRADES OF LATERAL PIP JOINT DISLOCATION
E Lanfranchi | *Italy*
15 min
- A-1050** CONSERVATIVE MANAGEMENT OF P2 BASE FRACTURES: ACTUAL EVIDENCE
E Pereira, M Tang | *UK*
15 min
- A-1051** NON-SURGICAL DISTRACTION ORTHOSIS TO TREAT PIPJOINT FRACTURES: APPLICATION AND COMPARISON TO OTHER SYSTEMS
D Thomas | *France*
15 min
- A-1052** ACTIVE VS PASSIVE MOVEMENT IN VOLAR PLATE ANATOMY AND PHYSIOPATHOLOGY
D Piccinini | *Italy*
15 min
- Discussion**
15 min

Thursday, 11 May 2023

	ROOM MARINA
13:45-15:30	ST01 DEGENERATIVE WRIST
	Chairs: D. Thomas (France), T Fairplay (Italy)
A-0957	HISTORICAL REVIEW OF SURGICAL TECHNIQUES, INDICATIONS AND PERSPECTIVES J Rezzouk <i>France</i> 15 min
A-0958	BIOMECHANICS CONSEQUENCES ACCORDING AND SURGICAL PROCEDURES FOR WRIST TOTAL PROSTHESIS G Chick <i>Switzerland</i> 10 min
A-0959	REHABILITATION AFTER RESURFACING CAPITATE PROSTHESIS IMPLANT R Baladron <i>France</i> 10 min
A-0960	WRIST TOTAL PROSTHESIS, POST OPERATIVE TREATMENT AN REHABILITATION PROGRAM N Bailly <i>Switzerland</i> 10 min
A-0961	REHABILITATION AFTER WRIST ARTHROPLASTY WITH FREE IMPLANT PROSTHESIS C Le Lardic <i>France</i> 10 min
A-0963	PROPRIOCEPTION AND SOFT TISSUE REHABILITATION E Hagert <i>Sweden</i> 15 min
	Discussion 20 min

Thursday, 11 May 2023

	ROOM PARCO
13:45-15:30	ST56 MANAGEMENT OF TRIGGER FINGER: MORE OPTIONS, BETTER OUTCOMES
	Chairs: Karen Schultz (USA)
A-1306	ANATOMY/PATHOLOGY Karen Schultz <i>USA</i> 10 min
A-1307	COMPREHENSIVE EVALUATION AND TREATMENT CONSERVATIVE MANAGEMENT Karen Schultz <i>USA</i> 40 min

A-1308 THE HAND SURGEON'S APPROACH TO TRIGGER FINGER MANAGEMENT
Belén García Medrano | *Spain*
20 min

A-1309 COMPREHENSIVE EVALUATION AND TREATMENT FOR POST-SURGERY MANAGEMENT
Karen Schultz | *USA*
20 min

Discussion
15 min

Thursday, 11 May 2023

	ROOM WORKSHOP A
13:45-15:30	ST16 BIOFEEDBACK FOR MOTOR RE-LEARNING FOLLOWING COMPLEX INJURIES

Chairs: J Larocerie (Canada), S Chinchalkar (Canada)

A-1070 WORKSHOP 11: BIOFEEDBACK FOR MOTOR RE-LEARNING FOLLOWING COMPLEX INJURIES
Juliana Larocerie-Salgado, S Chinchalkar | *Canada*
105 min

ROOM WORKSHOP B

13:45-15:30 ST09 EFSHT STUDYATHON - PART 1

Chairs: R. Wouters (The Netherlands), A. Ørts (Denmark)

Please note that this workshop is divided in two sessions, one is on Thursday May 11th (13.45-15.30h) and the other on Friday May 12th (again 13.45-15.30h)

Session chairs: dr. R. Wouters, dr. A. Ørts

Other session faculty:

- Prof. dr. R. Selles, Erasmus MC
- Lisa Hoogendam, MSc, Erasmus MC and Xpert Clinics
- Yara van Kooij, MSc, Erasmus MC and Xpert Hand Therapy
- Nina Loos, Erasmus MC
- Marloes ter Stege, MSc, Erasmus MC and Xpert Clinics

With the dataset of the Hand Wrist Study Group Cohort (www.handwriststudygroup.org), we will do real-time data analysis and answer research questions brought up by the audience. 3-4 researchers with programming skills of the Hand Wrist Study Group (the so-called 'hackers') will lead subgroups and do the analysis. In subgroups, participants will discuss and interpret the result and prepare a presentation with the outcomes. Furthermore, there will be short lectures about the research process involved in the analysis of 'real-world clinical data' or registry data.

Therefore, if you have an interest in research, a clinical research question that you want to answer, or want to know more about the research process when analyzing real-world clinical data, from data to results, you should sign up for this session!

If you register for this workshop, please also fill out this form for us: <https://forms.gle/HrGHVjZ5yzAV7ioZ8>

Workshop day 1 (Thursday, May 11th, 13:45 - 15:30)

Introduction to the Hand Wrist Study Group Cohort (10 min)

Brainstorm research questions/ideas in groups (10-15 min)

Presentations (20 min):

- Data included in the Hand Wrist Study Group Cohort
 - How to define a research question
 - How to assess data from the cohort (outcomes, time points, analysis)
- (During the presentations, "hackers" from the Hand Wrist Study Group select feasible ideas from the brainstorming)

In subgroups: (60 min)

- Define an answerable and specific research question
- Specify how to answer the research question (the protocol)
- Make an "analysis protocol" (including a draft for table 1)

Workshop day 2 (Friday, May 12th, 13:45 - 15:30)

In subgroups: (60 min)

- The "hackers" present results to the group (figures and tables)
- Group discussion about how to interpret the result, limitations, etc., and when needed tweak the figures and tables
- Each group will prepare a short PowerPoint presentation of their findings and discussions

Presentation from the three groups (10 min each (30 min))

Discussions and questions (15 min)

- A-1077** WORKSHOP 05: HAND SURGERY AND THERAPY RESEARCH: THE EFSHT STUDYATHON
 Alice Ørts, Robbert Wouters | *Denmark, The Netherlands*
 105 min

Thursday, 11 May 2023

	ROOM WORKSHOP C
13:45-15:30	ST10 REHAND: INNOVATION, SENSORIMOTOR APPROACH AND EXERCISES PRESCRIPTION TO IMPROVE HAND SURGERY AND HAND THERAPY PRACTICE

Chairs: A Suero (Spain)

- A-1079** WORKSHOP 13: REHAND: INNOVATION, SENSORIMOTOR APPROACH AND EXERCISES PRESCRIPTION TO IMPROVE HAND SURGERY AND HAND THERAPY PRACTICE
 Alejandro Suero Pineda, Tom Lattré | *Spain, Belgium*
 105 min

Thursday, 11 May 2023

	ROOM ANFITEATRO
14:40-15:30	SS17 TRANSPLANTATION

Chairs: Jorma Ryhänen (Finland), Paolo Sassu (Italy)

- A-1262** LYON EXPERIENCES: SELECTION, PROCESS, INDICATIONS, CONTRAINDICATIONS, OUTCOMES AND TECHNICAL POINTS
 Christophe Gaillard | *Hospices Civils de Lyon, France*
 15 min

- A-1263** 3D PRINTED SKIN GUIDES IN BILATERAL HAND-ARM TRANSPLANTATION
 Stefan Hummelink | *Technical Physician, Radboudumc, The Netherlands*
 5 min

- A-1264** THE FIRST DOUBLE HAND TRANSPLANTATION IN THE NETHERLANDS: ANYTHING NEW?
 Steven Hovius | *Radboudumc Nijmegen Xperts Clinic, The Netherlands*
 8 min

- A-1265** THE FIRST DOUBLE HAND TRANSPLANTATION IN SWEDEN
 Per Fredrikson | *Mölnal Hospital, Sweden*
 8 min

- A-1266** NEUROMUSCULOSKELETAL PROSTHESES, AN ALTERNATIVE TO HAND TRANSPLANT?
 Max Ortiz-Catalan | *Göteborg, Sweden*
 8 min

Discussion

Thursday, 11 May 2023

	ROOM ANFITEATRO
16:00-17:00	SS64 HAND FRACTURES

Chairs: David Espen, Alberto Lazzerini

- A-1148** PHALANGEAL FRACTURES: FUNCTIONAL AFTERTREATMENT ALWAYS POSSIBLE?
Andrea Poggetti | *Italy*
8 min
- A-1149** EXTERNAL FIXATION IN PHALANGEAL FRACTURES: FUNCTIONAL AFTER TREATMENT TO AVOID STIFFNESS
Alberto Lazzerini | *Italy*
8 min
- A-1150** SOFT TISSUE LESIONS: WHEN MICROSURGICAL INTERVENTION IS NEEDED
Luca Vaienti | *Italy*
8 min
- A-1151** OVERLAPPING FINGERS DUE TO MALUNION OF A PHALANX: CORRECTION OSTEOTOMIES - INDICATION AND TECHNIQUE
Christoph Pezzei | *Austria*
8 min
- A-1152** PLATE FIXATION IN PHALANGEAL FRACTURES? NEVER, SOMETIMES OR WHAT?
David Espen | *Italy*
8 min
- A-1153** MANAGEMENT OF HAND FRACTURE COMPLICATIONS: WHEN SOMETHING GOES WRONG
Nicole Zelenski | *USA*
8 min
- A-1154** ROUND TABLE: LOOKING FOR CONSENSUS IN FINGER FRACTURE TREATMENT: INDICATIONS? APPROACHES? POST-OP-IMMOBILIZATION?
All faculty
12 min

Thursday, 11 May 2023

	ROOM CASTELLO
16:00-17:00	SS65 MICROSURGERY IN INFECTIONS AND TUMORS AT UPPER LIMB LEVEL

Chairs: Marco Innocenti, Francisco Del Pinal

- A-1127** DIAGNOSTIC, CLASSIFICATION, INDICATIONS AND TIMING FOR SURGICAL TREATMENT IN INFECTIONS—
Zoe Dailiana | *Larissa, Greece*
10 min

- A-1128** DIAGNOSTIC, CLASSIFICATION, INDICATIONS AND TIMING FOR SURGICAL TREATMENT IN TUMORS
G. Beltrami | *Bologna, Italy*
10 min
- A-1129** RECONSTRUCTION IN INFECTIONS
Thomas Giesen | *Gravesano, Switzerland*
10 min
- A-1130** RECONSTRUCTION IN TUMORS
Davide Ciclamini | *Turin, Italy*
10 min
- A-1131** TREATMENT OF FAILURES AND RECURRENCES IN INFECTIONS
Ferdinando Da Rin | *Cortina, Italy*
10 min
- A-1132** THE EXIT STRATEGY AND THE ROLE OF MICROSURGERY IN COMPLICATIONS AND FAILURES OF PREVIOUS SURGERY
M. Fernandez | *Barcelona, Spain*
10 min

Thursday, 11 May 2023

	ROOM TEMPIO
16:00-17:00	SS66 MADELUNG DEFORMITY

Chairs: Christianne van Nieuwenhoven, Lorenzo Garagnani

- A-1133** FACTS AND TREATMENT APPROACH
Lorenzo Garagnani | *UK*
10 min
- A-1134** SOFT TISSUE FEATURES
Christianne van Nieuwenhoven | *The Netherlands*
10 min
- A-1135** SURGICAL TREATMENT
Massimo Corain | *Italy*
10 min
- A-1136** 3D PLANNING FOR DEFORMITY CORRECTION
Hermann Krimmer | *Germany*
10 min
- A-1137** ROUND TABLE - CASE DISCUSSION
Nunzio Catena | *Italy*
20 min

Thursday, 11 May 2023

	ROOM ARCO
16:00-18:00	SS23 FESSH DELEGATES ASSEMBLY

Thursday, 11 May 2023

	ROOM ARENGO
16:00-18:00	SS09 BASIC RESEARCH

Chairs: Francesco De Francesco (Italy), Anuj Mishra (UK)

- A-0107** ANATOMIC PATTERN OF PERFORATING ARTERIES FROM PROPER DIGITAL ARTERIES IN HUMAN TRIPHALANGEAL DIGITS
Fernando Navío Fernández¹, Anna Arabí Soliveres², Esther Pastor Fernández¹, Fernando Corella^{2,3,4}, Montserrat Ocampos^{2,3} | ¹*Orthopaedic and Trauma Department, Hospital Francesc de Borja, Valencia, Spain;* ²*Orthopaedic and Trauma Department, Hospital Universitario Infanta Leonor, Madrid, Spain;* ³*Hand Surgery Unit, Hospital Universitario Quironsalud Madrid, Madrid, Spain;* ⁴*Surgery Department, School of Medicine, Complutense University of Madrid, Madrid Spain*
6 min
- A-0482** ESTABLISHMENT OF A NEW CLASSIFICATION OF HAMATE FRACTURES BASED ON CADAVER LAB ANALYSIS
Belén García-Medrano¹, Claudia González García², Jose Antonio Fernández Martín², Elvira Mateos Álvarez¹, Félix J De Paz³, David C Noriega González¹ | ¹*Hand Surgery Unit, Orthopedic Surgery Department, Hospital Clínico Universitario de Valladolid, Spain;* ²*Upper Extremity Unit, Orthopedic Surgery Department, Hospital Virgen de la Victoria, Málaga, Spain;* ³*Anatomy Professor, Anatomical and Radiologist Department, Faculty of Medicine, University of Valladolid, Spain*
6 min
- A-0122** SMARTPHONE-BASED MACHINE LEARNING ALGORITHM FOR DISEASE SCREENING WITH THE 10-S GRIP-AND-RELEASE TEST
Koji Fujita¹, Takuya Ibara¹, Ryota Matsui², Hideo Saito², Yuta Sugiura² | ¹*Department of Functional Joint Anatomy, Graduate School of Medical and Dental Sciences, Tokyo Medical and Dental University, Tokyo, Japan;* ²*School of Science for Open and Environmental Systems, Graduate School of Science and Technology, Keio University, Kanagawa, Japan*
6 min
- A-0673** BIOMECHANICAL EVALUATION OF THREE MODIFIED KESSLER METHODS FOR FLEXOR TENDON REPAIR: SUITABLE FOR EARLY ACTIVE MOBILIZATION?
Marlies Schellnegger^{1,2}, Alvin Lin³, Judith CJ Holzer-Geissler², Felix Pierrung³, Niels Hammer³, Lars-Peter Kamolz^{1,2}, Werner Girsch² | ¹*COREMED – Cooperative Centre for Regenerative Medicine, JOANNEUM RESEARCH Forschungsgesellschaft mbH, Graz, Austria;* ²*Division of Plastic, Aesthetic and Reconstructive Surgery, Department of Surgery, Medical University of Graz, Graz, Austria;* ³*Division of Macroscopy and Clinical Anatomy, Gottfried Schatz Research Center, Medical University of Graz, Graz, Austria*
6 min

- A-0113** ELUCIDATING THE ROLE OF DENTAL PULP STEM CELLS IN POLYLACTIC GLYCOLIC ACID (PLGA) FIBRE CONDUIT IN PERIPHERAL NERVE INJURY; AN ANIMAL STUDY
 Mohamad Amiruddin Abdul Razak¹, Nor Hazla Mohamed Hafilah¹, Soon Yong Thow¹, Amaramalar Selvi Naicker¹, Ohnmar Htwe¹, Yogeswaran Lokanathan², Shalimar Abdullah¹, Min Hwei Ng² |
¹Department of Orthopaedic and Traumatology, Universiti Kebangsaan, Malaysia; ²Tissue Engineering Centre, Universiti Kebangsaan, Malaysia
 6 min
- A-0140** CENTRAL SLIP VS LUMBRICALS - WHO EXTENDS WHOM? NEWS FROM THE EXTENSOR APPARATUS
 Simon Oeckenpöhler, Jens Wermers, Helke Mennenga, Martin Langer | *University Hospital Muenster, Department of Hand, Trauma and Reconstructive Surgery, Germany*
 6 min
- A-0250** THREE-DIMENSIONAL MOTION ANALYSIS OF THE UPPER EXTREMITY ON PIANO PERFORMANCE - AN EXPLORATORY STUDY
 Aya Kanazuka^{1,3}, Takane Suzuki², Yusuke Matsuura³, Yosuke Ito³, Kenji Kubota³, Atsushi Hojo³, Ryutaro Iwasaki³, Takashi Nomoto³, Yukari Matsuzawa³, Seiji Otori³ | ¹Translational Research and Development Center, Chiba University Hospital, Japan; ²Department of Bioenvironmental Medicine, Chiba University, Japan; ³Department of Orthopaedic Surgery, Chiba University, Japan
 6 min
- A-0320** IMMUNOREGULATORY ROLE OF ORGAN SPECIFIC NK CELLS IN P3 DIGIT TIP REGENERATION
 Nadjib Dastagir^{1,2,3}, Doha Obed², Khaled Dastagir², Peter Maria Vogt² | ¹Jackson Laboratory (JAX), Bar Harbor, Maine, USA; ²Medizinische Hochschule Hannover (MHH), Hannover Germany; ³Mount Desert Island Biological Laboratory (MDIBL), Bar Harbor, Maine, USA
 6 min
- A-0085** CLEMASTINE IMPROVES ELECTROPHYSIOLOGIC AND HISTOMORPHOMETRIC CHANGES THROUGH PROMOTING MYELIN REPAIR IN A MURINE MODEL OF COMPRESSION NEUROPATHY
 Jung Il Lee, Jong Woong Park, Donghwan Kim | *Department of Orthopedic Surgery, Korea University College of Medicine, Seoul, South Korea*
 6 min
- A-0603** THE HEAVY POSITIVE ROLE OF ADIPOSE DERIVED STEM CELLS (ADSCC) IN THE HEALING PROCESS OF DIGITAL ULCERS IN PATIENTS WITH SCLERODERMA: OPENING OF A NEW PERSPECTIVE
 Aurelio Portincasa, Fedele Lembo, Liberato Roberto Cecchino | *University Plastic Surgery Department, University and Medical School of Foggia, Italy*
 6 min
- A-0311** EARLY HEALING STRENGTH AND HISTOLOGY OF THE FLEXOR TENDONS REPAIRED WITH KESSLER OR MODIFIED KESSLER METHODS IN A CHICKEN MODEL
 Jing Chen, Qian Qian Yang, Jin Bo Tang | *Affiliated hospital of Nantong University, Nantong, China*
 6 min

- A-0492** COMPLIANCE WITH WEARING A NIGHT EXTENSION SPLINT AFTER DUPUYTREN SURGERY: A PROSPECTIVE, SENSOR-CONTROLLED STUDY
 Bram Van Hove^{1,3,4}, Joris Duerinckx^{1,2} | ¹Department of Orthopaedic Surgery and Traumatology, Ziekenhuis Oost-Limburg, Genk, Belgium; ²Hasselt University, Department of Rehabilitation Sciences, Diepenbeek, Belgium; ³Department of Orthopaedic Surgery and Traumatology, Regionaal Ziekenhuis Heilig Hart Leuven, Leuven, Belgium; ⁴Department of Orthopaedic Surgery and Traumatology, Universitair Ziekenhuis Brussel, Jette, Belgium
 6 min
Discussion

Thursday, 11 May 2023

	ROOM BORGIO
16:00-18:00	SS28 TENDONS

Chairs: David Elliott (UK), Maddalena Bertolini (Italy)

- A-0109** OPERATIVE MANAGEMENT OF POST-TRAUMATIC EXTENSOR CARPI ULNARIS INSTABILITY – A SYSTEMATIC REVIEW OF OUTCOMES AND COMPLICATIONS
 Ali Lari¹, Waleed Burhamah¹, Mohammad Alherz², Carlos Prada¹ | ¹Department of orthopedic Surgery, AlRazi National Orthopedic hospital, Kuwait; ²Division of Orthopaedic Surgery, Department of Surgery, McMaster University, Hamilton, ON, Canada
 6 min
- A-0659** COMPARATIVE ANALYSIS OF THE MODIFIED TURN-OVER SPLIT TENDON LENGTHENING (THE G.I.V.I.S.S.I.S PROCEDURE) VERSUS INTERCALATED TENDON AUTOGRAFTING IN THE TREATMENT OF FLEXOR TENDON DEFECT RECONSTRUCTION: A RETROSPECTIVE COHORT STUDY
 Eleni Karagergou¹, Dimitrios Kitridis^{2,3}, Paschalia Athanasiadou², Zoi Tzimirota¹, Byron Chalidis², Giviviss Panagiotis² | ¹Department of Plastic Surgery, Papanikolaou Hand Surgery Center, Georgios Papanikolaou Hospital, Thessaloniki, Greece; ²1st Orthopaedic Department, Papanikolaou Hand Surgery Center, School of Medicine, Aristotle University of Thessaloniki, Thessaloniki, Greece; ³1st Orthopaedic Department, 424 Army General Training Hospital, Thessaloniki, Greece
 6 min
- A-0934** NEGLECTED MULTI-DIGITAL FLEXOR INJURIES , OUTCOMES OF SINGLE STAGE REPAIR BY HETERO-DIGITAL FLEXOR DIGITORIIUM PROFUNDUS
 Samir Razali | Amir Clinic, Medea, Algeria
 6 min
- A-0144** SURGICAL TREATMENT OF THE TRIGGER FINGER: COMPARATIVE STUDY OF A1 PULLEY OPENING VERSUS ULNAR BAND RESECTION OF THE SUPERFICIAL FLEXOR OF THE FINGERS
 Nicolas Bigorre, Taha Mouhib, Jerome Jeudy, Yann Saint Cast, Alexandre Petit | Centre de la Main Angers, France
 6 min

- A-0298** HIGH BIOMECHANICAL REQUIREMENT TENDON REPAIR: A NOVEL TECHNIQUE
Alfonso Echeverria¹, Jorge Clifton², Rafael Reynoso¹ | ¹*General Hospital, Mexico City, Mexico;*
²*Autonomous University of Guadalajara, Jalisco, Mexico*
6 min
- A-0347** ONE-STAGE RECONSTRUCTION OF OLD FLEXOR TENDON LESIONS BY HETERODIGITAL TRANSFER OF HALF OF THE FDP IN CHILDREN. ABOUT 6 CASES
Samir Razali | *Amir Clinic, Medea, Algeria*
6 min
- A-0826** PULL-OUT SUTURE TECHNIQUE FOR FLEXOR TENDON REPAIR IN ZONE I AND II: IS STILL AN OPTION?
Elisa Rosanda, Federica Martini, Chiara Parolo, Giorgio Pajardi | *Ospedale San Giuseppe, Multi-medica IRCCS, Milano, Italy*
6 min
- A-0028** PATIENT-REPORTED RECOVERY AFTER TRIGGER DIGIT SURGERY- A PROSPECTIVE PARALLEL GROUP STUDY COMPARING OPEN VERSUS PERCUTANEOUS RELEASE IN 41 PATIENTS
Hasan Bitar^{1,2}, Joakim Strömberg^{1,2} | ¹*University of Gothenburg, Sahlgrenska Academy, Department of Clinical Sciences, Gothenburg, Sweden;* ²*Department of Surgery and Orthopaedics, Alingsås Lasarett, Alingsås, Sweden*
6 min
- A-0381** FACTORS AFFECTING RUPTURE OF FLEXOR TENDON REPAIR WITH THE SIX-STRAND TECHNIQUE FOLLOWED BY EARLY ACTIVE MOBILIZATION
Yoshiyuki Matsuyama^{1,2}, Koji Moriya², Hisao Koda², Naoto Tsubokawa², Yutaka Maki² | ¹*Tokyo Metropolitan Bokutoh Hospital, Tokyo, Japan;* ²*Niigata Hand Surgery Foundation, Niigata, Japan*
6 min
- A-0667** INTERNAL SPLINTING AFTER A4 PULLEY RELEASE AND RECONSTRUCTION
Daniele De Spirito | *Ospedale Regionale di Lugano, Switzerland*
6 min
- A-0545** AN EVIDENCE-BASED ALGORITHM FOR THE APPROACH AND MANAGEMENT OF FLEXOR TENDON RUPTURES
Ishan Radotra, Kanchana Niruttan, Mr Samuel George | *Queen Elizabeth Hospital Birmingham, UK*
6 min

Discussion

Thursday, 11 May 2023

	ROOM LAVATOIO
16:00-17:00	SS85 TAKING YOUR WALANT TENDON TRANSFERS TO THE NEXT LEVEL

Chairs: Don Lalonde, Elisabet Hagert

- A-1380** MY BEST TIPS ON TAKING YOUR TENDON TRANSFERS TO THE NEXT LEVEL
Caroline Leclercq | *France*
5 min
- A-1381** MY BEST TIPS ON TAKING YOUR WALANT TENDON TRANSFERS TO THE NEXT LEVEL
Thomas Aparé | *France*
5 min
- A-1382** MY BEST TIPS ON TAKING YOUR WALANT TENDON TRANSFERS TO THE NEXT LEVEL
Xavier Gueffier | *France*
5 min
- A-1383** MY BEST TIPS ON TAKING YOUR WALANT TENDON TRANSFERS TO THE NEXT LEVEL
Elisabet Hagert | *Qatar*
5 min
- A-1384** MY BEST TIPS ON TAKING YOUR WALANT TENDON TRANSFERS TO THE NEXT LEVEL
Giovanna Petrella | *Italy*
5 min
- A-1385** MY BEST TIPS ON TAKING YOUR WALANT TENDON TRANSFERS TO THE NEXT LEVEL
Amir Ahmad | *Malaysia*
5 min
- A-1386** MY BEST TIPS ON TAKING YOUR WALANT TENDON TRANSFERS TO THE NEXT LEVEL
Don Lalonde | *Canada*
5 min
- A-1387** MY BEST TIPS ON TAKING YOUR WALANT TENDON TRANSFERS TO THE NEXT LEVEL
Carlos Pérez Uribarri | *Spain*
5 min
- A-1388** MY BEST TIPS ON TAKING YOUR WALANT TENDON TRANSFERS TO THE NEXT LEVEL
Egemen Ayhan | *Turkey*
5 min

Thursday, 11 May 2023

	ROOM PIAZZA
16:00-17:00	ST17 EFSHT KEYNOTE LECTURE 1

A-0997 MYSTERIES OF THE MANO MUSCLES
Pat McKee | *University of Toronto, Canada*
50 min

Discussion

Thursday, 11 May 2023

	ROOM ANFITEATRO
17:00-18:00	SS70 DUPUYTREN

Chairs: David Warwick, Michele Riccio

A-1162 INTRODUCTION
David Warwick and Michele Riccio
5 min

Dissolving Dupuytren's

A-1163 THE RISE AND FALL OF XIAFLEX IN EUROPE
Caroline Leclercq
6 min

A-1164 DO WE NEED A NEW DRUG? WHAT DOES AN IDEAL DRUG LOOK LIKE?
Michele Riccio
6 min

A-1165 VIBRIO ALGINOLYTICUS COLLAGENASE PRELIMINARY RESULTS OF THE CLINICAL STUDY
Bert Reichert
6 min

It is just a bent finger- why do we treat Dupuytren's?

A-1166 RATIONING OF HEALTH CARE COSTS- WHY WE SHOULD NOT FIX EVERY BENT FINGER
David Warwick
5 min

A-1167 OUTCOME MEASURES- WHAT PROBLEMS DOES DD REALLY CAUSE?
Rafael Sanjuan-Cervero
6 min

A-1168 RELATIVE COSTS OF TREATMENT FOR DD
Helen Dakin
6 min

A-1169 CLOSE
David Warwick, Michele Riccio | *UK, Italy*
5 min
Discussion
15 min

Thursday, 11 May 2023

	ROOM CASTELLO
17:00-18:00	SS42 THE ROLE OF MICROSURGERY IN COMPLEX TRAUMATIC LESIONS

Chairs: Bruno Battiston, Marko Bumbasirevic

- A-1121** DIAGNOSTIC, CLASSIFICATION, INDICATIONS AND TIMING FOR SURGICAL TREATMENT OF THE MANGLED HAND
Alexandru Georgescu | *Cluj, Romania*
15 min
- A-1122** FINGERS RECONSTRUCTION
Igor Golubev | *Moscow, Russia*
15 min
- A-1123** TREATMENT OF COMPLICATIONS AND FAILURES
Bauback Safa | *USA*
15 min
Discussion
15 min

Thursday, 11 May 2023

	ROOM TEMPIO
17:00-18:00	SS71 SCAPHOID NONUNION

Chairs: Rohit Arora, Thomas Pillukat

- A-1170** PATHOANATOMY AND CLASSIFICATION OF SNU
Thomas Pilluka | *Germany*
6 min
- A-1171** IMAGING OF SNU
Andreas Schweizer | *Switzerland*
6 min
- A-1172** RESTORING STABILITY IN SNU
Pedro J. Delgado | *Spain*
6 min

- A-1173** RESTORING VASCULARITY IN SNU
Rohit Arora | *Austria*
6 min
 - A-1174** BONE GRAFT SELECTION IN SNU SURGERY
Gernot Schmidle | *Austria*
6 min
 - A-1175** ROLE OF ARTHROSCOPY IN SNU TREATMENT
Lucian Lior Marcovici | *Italy*
6 min
 - A-1176** THE FAILED SNU SURGERY - COMPLICATIONS AND HOW TO AVOID THEM
Pierpaolo Borelli | *Italy*
6 min
- Discussion**

Thursday, 11 May 2023

	ROOM LAVATOIO
17:00-18:00	SS86 DRUJ WORKSHOP

Chair: Grey Giddins

Aim: to explain why the assessment of DRUJ instability matters and how to improve clinical assessment

1. Explanation of how we have measured DRUJ instability and what we have learnt from ongoing feedback
2. Introduction of the concept of DRUJ instability as a spectrum
3. Report the incidence of DRUJ instability with particular emphasis on recent research about its association with distal radius fractures
4. Explanation of the unreliability of clinical assessment and what this means for the published medical literature
5. Instruction on how to reliably assess DRUJ instability with opportunity to practice this amongst the audience
6. Discussion of the treatment options of symptomatic DRUJ instability

- A-1509** EXPLANATION OF HOW WE HAVE MEASURED DRUJ INSTABILITY AND WHAT WE HAVE LEARNT FROM ONGOING FEEDBACK
Grey Giddins | *UK*
10 minutes
- A-1410** INTRODUCTION OF THE CONCEPT OF DRUJ INSTABILITY AS A SPECTRUM
Greg Pickering | *UK*
7 minutes

- A-1412** REPORT THE INCIDENCE OF DRUJ INSTABILITY WITH PARTICULAR EMPHASIS ON RECENT RESEARCH ABOUT ITS ASSOCIATION WITH DISTAL RADIUS FRACTURES
Tom Knapper | *UK*
7 minutes
- A-1411** EXPLANATION OF THE UNRELIABILITY OF CLINICAL ASSESSMENT AND WHAT THIS MEANS FOR THE PUBLISHED MEDICAL LITERATURE
Nicola Fine | *UK*
7 minutes
- A-1413** INSTRUCTION ON HOW TO RELIABLY ASSESS DRUJ INSTABILITY WITH OPPORTUNITY TO PRACTICE THIS AMONGST THE AUDIENCE
Grey Giddins | *UK*
15 MINUTES
- A-1510** DISCUSSION OF THE TREATMENT OPTIONS OF SYMPTOMATIC DRUJ INSTABILITY
Greg Pickering | *UK*
7 MINUTES
- Discussion**
7 min

Thursday, 11 May 2023

	ROOM PIAZZA
17:00-18:00	ST48 TO SPLINT OR NOT TO SPLINT?

Chairs: K Fournier (UK), Dieuwke Broekstra (The Netherlands)

- A-1065** 1ST CMC: TO SPLINT THEM ALL OR NOT TO SPLINT 1
K Schultz | *USA*
10 min
- A-1066** 1ST CMC: TO SPLINT THEM ALL OR NOT TO SPLINT 2
R Wouters | *The Netherlands*
10 min
- A-1067** DUPUYTREN'S: TO SPLINT OR NOT TO SPLINT 1
G Pegoraro | *Italy*
10 min
- A-1068** DUPUYTREN'S: TO SPLINT OR NOT TO SPLINT 2
M Blakeway | *UK*
10 min
- Discussion**
10 min

Thursday, 11 May 2023

	ROOM MARINA
17:00-18:00	ST18 PEDIATRICS

Chairs: Michel Reisdorf (France), Cigdem Öksüz (Turkey)

A-0263 THE INTERNAL ROTATION IS IMPORTANT AS THE EXTERNAL ROTATION IN THE FUNCTION IN CHILDREN WITH BRACHIAL PLEXUS BIRTH PALSY

Esra Merve Çakıryılmaz¹, Tüzün Fırat², Gürsel Leblebicioğlu³ | ¹*Department of Physiotherapy and Rehabilitation, Faculty of Health Sciences, Yüksek İhtisas University, Ankara, Turkey;* ²*Faculty of Physical Therapy and Rehabilitation, Hacettepe University, Ankara, Turkey;* ³*Private Clinic on Hand Surgery, Çankaya, Ankara, Turkey*

15 min

A-0896 ARE CHILDREN LOSING HAND STRENGTH?: RESULTS OF A SCHOOL SCREENING PROJECT
Burcu Semin Akel, Kübra Önerge, Halenur Evrendilek, İmge Nas, Adnan Apti, Ekin Akalan | *İstanbul Kultur University, Faculty of Health Sciences, Department of Physiotherapy and Rehabilitation*

15 min

A-0792 SENSORY PROCESSING IN CHILDREN WITH CONGENITAL UPPER LIMB ANOMALIES
İlkem Ceren Sigirtmac, Ozge Buket Arslan, Cigdem Oksuz | *Hacettepe University, Ankara, Turkey*

15 min

Discussion

15 min

Thursday, 11 May 2023

	ROOM WORKSHOP A
17:00-18:00	ST21 VIBRAMOOV

Chairs: Denis Gerlac (France), Michel Boutan (France)

A-1040 WORKSHOP 03: VIBRAMOOV
D Gerlac, Michel Boutan | *France*

60 min

Thursday, 11 May 2023

	ROOM WORKSHOP B
17:00-18:00	ST11 RADIOLOGY FOR THERAPISTS - EXTENDED SCOPE PRACTICE

Chairs: S Mee (UK)

A-1042

WORKSHOP 06: RADIOLOGY FOR THERAPISTS - EXTENDED SCOPE PRACTICE
S Mee | UK
60 min

Thursday, 11 May 2023

	ROOM WORKSHOP C
17:00-18:00	ST12 WRIST-WIDGET 1: THE WRIST-WEIGHT BEARING TEST: CONCEPT, APPLICATION AND IMPLICATIONS FOR PRACTICE

Chairs: W Meideros (USA)

A-1075

WORKSHOP 15: WRIST-WIDGET 1 - THE WRIST-WEIGHT BEARING TEST: CONCEPT, APPLICATION AND IMPLICATIONS FOR PRACTICE
Wendy Meideros | USA
60 min

FRIDAY | 12 MAY

	ANFITEATRO FESSH-EFSHT	CASTELLO FESSH	TEMPIO FESSH	ARCO FESSH	ARENGO FESSH	BORGO FESSH	LAVATOIO FESSH
08:00 - 09:00	Instructional Book Session 1	Nerve Lesions	Distal Radius	Nations' Competition: Unsolved hand problem	Regenerative surgery	Journal of Hand Surgery (European Vol) Best paper session	Vascular malformation of the upper limb
09:00 - 10:00							
10:00 - 10:30	Coffee break						
10:30 - 11:30	Instructional Book Session 2	Nerve Compression	Distal Radius / Fracture	Shark tank/ grants winners	Soft Tissue	HTC Symposium	RE-LIVE Surgery - Prosthesis
11:30 - 12:00						FESSH HTC: Where we are, future plans, ideas	RE-LIVE SURGERY - MIX
12:00 - 12:30							
12:30 - 13:45	Lunch break / Lunch symposia						
13:45 - 14:40	Joint FESSH-EFSHT Session	Nerve / Pain / TMR	Ulnar Wrist Pain	New Technologies 1	Complications in CTS surgery	Prevention	Up-to-Date on Traumatic Brachial Plexus Lesions
14:40 - 15:30						YEHS	
15:30 - 16:00	Coffee break						
16:00 - 17:00	Imaging meets Arthroscopy in SL instability	Brachial plexus / Palsy	What can go wrong in thumb CMC surgery?	New Technologies 2	Microsurgery and Infection	Tumours	The challenge to define persistent and recurrent CTS: the second step of the Delph study
17:00 - 18:00	Imaging meets Arthroscopy in DRUJ instability		Staging Kienbock based on arthroscopy				
19:30 - 02:00	FESSH Party (with optional ticket)						

FRIDAY | 12 MAY

	PIAZZA EFSHT	MARINA EFSHT	PARCO EFSHT	WORKSHOP A EFSHT	WORKSHOP B EFSHT	WORKSHOP C EFSHT
08:00 - 09:00	Entrapment Tendinopathies - Which modalities or treatment work best?					ReHand: innovation, sensorimotor approach and exercises prescription to improve hand surgery and hand therapy practice
09:00 - 10:00	Lateral Elbow Disorder (LED) - Is it tennis elbow or something else?					
10:00 - 10:30	Coffee break					
10:30 - 11:30	EFSHT Keynote Lecture 2					
11:30 - 12:30	Digital nerves - Treatment paradigm change	Patient mindset and mental health in hand therapy	Virtual Rehabilitation	VibraMoov	Radiology for therapists - Extended scope practice	Wrist widget 2 - Ulnar sided wrist pain: differential diagnosis
12:30 - 13:45	Lunch break / Lunch symposia					
13:45 - 14:40		Tele-Rehabilitation, Innovation and post-pandemic practice in Hand Therapy	All about the process becoming an ECHT		EFSHT Studyathon - Part 2	
14:40 - 15:30						
15:30 - 16:00	Coffee break					
16:00 - 17:00	Personalized approaches in hand therapy to optimize sports and music performance	Replantation - Let's make it functional and not just viable	Hand and Wrist	Anatomy from dissection to function	Non-surgical PIPj distraction orthosis	Hands-on Evaluation of the wrist
17:00 - 18:00						
20:00 - 23:00	Presidential Dinner (with invitation only)					

Friday, 12 May 2023

	ROOM ANFITEATRO
08:00-10:00	SS24 INSTRUCTIONAL BOOK SESSION 1
	Chairs: Riccardo Luchetti (Italy), Fernando Corella (Spain), Carlos Heras-Palou (UK)
A-1488	BIOMECHANICS OF THE WRIST Jonathan Compson <i>UK</i> 11 min
A-1489	ROLE OF MUSCLES IN WRIST STABILIZATION AND CLINICAL IMPLICATIONS Mireia Esplugas <i>Spain</i> 11 min
A-1490	LIGAMENT INJURY AND CARPAL INSTABILITY Carlos Heras-Palou <i>UK</i> 11 min
A-1491	ARTHROSCOPIC EXAMINATION OF THE WRIST Jane Messina <i>Italy</i> 11 min
A-1492	IMAGING OF THE WRIST Luis Cerezal 11 min DISCUSSION 11 min
A-1493	ALGORITHM OF TREATMENT “4R” Riccardo Luchetti, Fernando Corella <i>Italy, Spain</i> 11 min
A-1494	ACUTE REPAIR SL. OPEN REPAIR Frankk Nienstedt <i>Italy</i> 11 min
A-1495	ACUTE REPAIR SL. ARTHROSCOPIC TREATMENT Vicente Carratala <i>Spain</i> 11 min
A-1496	REINFORCEMENT: ARTHROSCOPIC CAPSULODESIS Lorenzo Merlini <i>France</i> 11 min
	Discussion 5 min

	ROOM CASTELLO
08:00-10:00	SS25 NERVE LESIONS

Chairs: Adeline Cambon (France), Alessandro Crosio (Italy)

- A-0276** CLINICAL AND NEUROPHYSIOLOGICAL RESULTS TWO YEARS AFTER AIN TO DBUN TRANSFER FOR COMPLETE PROXIMAL ULNAR NERVE LESIONS
 Rasmus Dehli Thorkildsen¹, Frode Thu¹, Lars-Eldar Myrseth¹, Ellen Jørum², Inge Petter Kleggetveit², Lise Maurstad Madsen³, Bjørg Bolstad³, Magne Røkkum^{1,4} | ¹*Upper Extremity and Microsurgical Unit, Orthopaedic Department, Oslo University Hospital, Oslo, Norway;* ²*Neurological Department, Clinical Neurophysiology, Oslo University Hospital, Oslo, Norway;* ³*Unit for Clinical Service, Orthopaedic Department, Oslo University Hospital, Oslo, Norway;* ⁴*Oslo University, Faculty of Medicine, Oslo, Norway*
 6 min
- A-0698** PERIPHERAL NERVE INJURY IN MODERN WARFARE
 Andrii Lysak, Serhii Strafun, Artur Bezuhlyi, Sergii Tymoshenko | *SI "Institute of Traumatology and Orthopedics of the NAMS of Ukraine," Kyiv, Ukraine*
 6 min
- A-0519** RECOVERY OF WRIST AND FINGER/THUMB EXTENSION AFTER NERVE TRANSFER FOR RADIAL NERVE INJURY: A SYSTEMATIC REVIEW
 Gaurang Bhatt, Oshin Puri, Vivek Singh | *All India Institute of Medical Sciences, Rishikesh, India*
 6 min
- A-0527** ULTRASONOGRAPHIC EVALUATION OF MORPHOLOGICAL CHANGES IN PERIPHERAL NERVES AFTER TRAUMATIC INJURY AND NERVE REPAIR – A PROSPECTIVE STUDY
 Léna Dietrich¹, Bettina Juon¹, Christian Wirtz², Esther Vögelin¹ | ¹*Department of Hand and Plastic Surgery, Inselspital, University Hospital Bern, University of Bern, Switzerland;* ²*Department of Surgery, Handsurgery, Chur, Switzerland*
 6 min
- A-0557** ANATOMY OF THE SUPERFICIAL RADIAL NERVE AND ITS TARGET NERVES FOR TARGETED MUSCLE REINNERVATION: AN ANATOMICAL CADAVER STUDY AND CASE SERIES
 Mirte Langeveld¹, Luca Bruin¹, Caroline A. Hundepool¹, Dominic M. Power², Liron S. Duraku³, J. Michiel Zuidam¹ | ¹*Department of Plastic, Reconstructive Surgery and Handsurgery, Erasmus Medical Center Rotterdam, the Netherlands;* ²*Hand and Peripheral Nerve Injury Service, Queen Elizabeth Hospital, University Hospitals Birmingham NHS Foundation Trust, United Kingdom;* ³*Department of Plastic, Reconstructive Surgery and Handsurgery, Amsterdam UMC, the Netherlands*
 6 min
- A-0618** OUTCOMES OF SUPERCHARGED END TO SIDE (SETS) ANTERIOR INTEROSSEOUS NERVE TRANSFER FOR ULNAR NERVE LESIONS-IN-CONTINUITY: A CASE SERIES
 Chane Kulenkampff^{1,2,3}, Rajan Choudhary², Samuel George^{1,2,3}, Dominic Power^{1,2,3} | ¹*The HaPPeN Research Group, Institute of Translational Medicine, Birmingham, UK;* ²*The Birmingham Hand Centre, University Hospitals Birmingham NHS Foundation Trust, UK;* ³*The Peripheral Nerve Injury Service, University Hospitals Birmingham NHS Foundation Trust, UK*
 6 min

- A-0619** ARE WE SPEAKING THE SAME LANGUAGE? SUPERCHARGING END TO SIDE NERVE TRANSFER FOR ULNAR NEUROPATHY: REDEFINING NOMENCLATURE AND RECOMMENDATION FOR STANDARDISATION OF SURGICAL TECHNIQUE
 Chane Kulenkampff^{1,2,3}, Samuel George^{1,2,3}, Dominic Power^{1,2,3} | ¹The HaPPeN Research Group, Institute of Translational Medicine, Birmingham, UK; ²The Birmingham Hand Centre, University Hospitals Birmingham NHS Foundation Trust, UK; ³The Peripheral Nerve Injury Service, University Hospitals Birmingham NHS Foundation Trust, UK
 6 min
- A-0622** RAPS: RADIAL NERVE PALSY SCALE- A NOVEL APPROACH TO CLASSIFYING RADIAL NERVE INJURY AND RECOVERY
 Chane Kulenkampff^{1,2,3}, Christie Brennan², Samuel George^{1,2,3} | ¹The HaPPeN Research Group, Institute of Translational Medicine, Birmingham, UK; ²The Birmingham Hand Centre, University Hospitals Birmingham NHS Foundation Trust, UK; ³The Peripheral Nerve Injury Service, University Hospitals Birmingham NHS Foundation Trust, UK
 6 min
- A-0663** RECOVERY 6 AND 12 MONTHS AFTER DIGITAL NERVE REPAIR IN COMPLEX HAND INJURIES
 Taran Amble, Magne Røkkum, Tone Vaksvik | *Oslo University Hospital, Orthopaedic Department Rikshospitalet, Oslo, Norway*
 6 min
- A-0738** SUPERCHARGED END-TO-SIDE ANTERIOR INTEROSSEOUS TO ULNAR MOTOR NERVE: FINDING A SAFE ZONE FOR A MINIMALIZED PROCEDURE. CADAVERIC PRELIMINARY STUDY
 Miguel Tovar Bazaga, Javier Cervera Irimia, Jose Sous Sanchez | *Hospital Universitario Fundación Jiménez Díaz, Madrid, Spain*
 6 min
- A-0269** A SYSTEMATIC REVIEW OF NERVE GAP REPAIR: COMPARATIVE EFFECTIVENESS OF ALLOGRAFTS, AUTOGRAFTS, AND CONDUITS
 Joseph F. Styron¹, Jonathan Lans², Kyle Eberlin², Peter J. Evans³, Deana Mercer⁴, Jeffrey A. Greenberg⁵ | ¹Cleveland Clinic, Cleveland, Ohio, USA; ²Massachusetts General Hospital, Boston, Massachusetts, USA; ³Cleveland Clinic Florida, Palm City, Florida, USA; ⁴University of New Mexico, Albuquerque, New Mexico, USA; ⁵Indiana Hand to Shoulder Center, Indianapolis, Indiana, USA
 6 min

Discussion

	ROOM TEMPIO
08:00-10:00	SS27 DISTAL RADIUS

Chairs: Alberto Lazzarini (Italy), Fizan Younis (UK)

- A-0011** THE VOLAR APPROACH IN DISTAL FRACTURES OF THE RADIUS AND FLEXOR CARPI RADIALIS. COMPARISON BETWEEN TWO DIFFERENT APPROACHES
 Ana Scott-Tennent de Rivas^{1,2}, Pau Solé Florensa¹, Cesar Salamanca Ontiveros¹, Federico García de Luis¹, Pau Forcada Calvet^{1,2,3,4} | ¹Hospital Arnau de Vilanova Lleida, Spain; ²Hospital Santa Maria Lleida, Spain; ³Universitat de Lleida (UdL), Spain; ⁴Laboratorio de Anatomia Universitat de Barcelona, Spain
 6 min
- A-0177** PRIMARY ARTHROSCOPY-ASSISTED FOVEAL REPAIR OF TRIANGULAR FIBROCARILAGE COMPLEX ASSOCIATED WITH ACUTE DISTAL RADIUS FRACTURES IN YOUNG ADULTS
 Jinsik Park¹, Kwang-Hyun Lee², Joo-Hak Kim³, Wan-Sun Choi⁴, Young Seok Lee⁵, Chang-Hun Lee⁶ | ¹Department of Orthopaedic Surgery, MS Reconstruction Hospital, Daegu, South Korea; ²Department of Orthopaedic Surgery, Jeju Regional Rehabilitation Hospital; ³Department of Orthopedic Surgery, Myongji Hospital, Hanyang University, Goyang, South Korea; ⁴Department of Orthopaedic Surgery, Ajou University College of Medicine, Suwon, South Korea; ⁵Department of Orthopedic Surgery, Hanyang University Guri Hospital, Guri, South Korea; ⁶Department of Orthopaedic Surgery, Hanyang University College of Medicine, Seoul, South Korea
 6 min
- A-0102** COMPUTER-AIDED MEASUREMENT OF RADIOGRAPHIC PARAMETERS IN DISTAL RADIUS FRACTURES
 Johanna Liukkonen¹, Nora Suojärvi², Robert Sippo², Theresa Höglund², Eero Waris² | ¹Department of Hand Surgery, Päijät-Häme Joint Authority for Health and Wellbeing, Lahti, Finland; ²Department of Hand Surgery, University of Helsinki and Helsinki University Hospital, Helsinki, Finland
 6 min
- A-0648** WHAT IS COMMON IN ORIF CASES OF DISTAL RADIUS FRACTURE?
 Balazs Lenkei, Adrienn Lakatos | *Hand Surgery Center Miskolc*
 6 min
- A-0880** PRELIMINARY RESULT OF AN ULTRASOUND COMPARATIVE STUDY VERSUS RADIOGRAPHIC CRITERIA OF THE SOONG CLASSIFICATION
 Vittoria Mazzola¹, Stefania Briano¹, Giacomo Demontis¹, Emanuela Dapelo¹, Alessandra Galuppi¹, Giulia Pachera¹, Tatiana Selini² | ¹San Martino Polyclinic Hospital, Genova, Italy; ²San Paolo Hospital, Savona, Italy
 6 min
- A-0505** SUTURE-BUTTON FIXATION FOR TREATMENT OF DISTAL RADIOULNAR INSTABILITY AFTER DISTAL RADIUS FRACTURE: RANDOMIZED CONTROL TRIAL
 Yohan Lee^{1,2}, Kee Jeong Bae², Kyu Wan Kim², Seongju Choi³ | ¹Department of Orthopaedic Surgery, Seoul National University College of Medicine, Seoul, South Korea; ²Department of Orthopedic Surgery, Seoul National University Boramae Medical Center, Seoul, South Korea; ³Department of Orthopaedic Surgery, Nowon Eulji Medical Center, Eulji University School of Medicine, Seoul, South Korea
 6 min

- A-0845** DESCRIPTION OF UNUSUAL OSTEOCHONDRAL LAMINAR FRAGMENT PATTERNS IN DISTAL RADIUS FRACTURES
 Agustin Guillermo Donndorff, Virginia Maria Cafruni, Pedro Bronenberg Victorica, Gerardo Luis Gallucci, Jorge Guillermo Boretto, Pablo De Carli | *Hospital Italiano de Buenos Aires, Capital Federal, Argentina*
 6 min
- A-0421** EFFECT OF WRIST JOINT ANGLE ON THE RADIOCARPAL JOINT SURFACE: A FINITE ELEMENT ANALYSIS
 Takashi Nomoto¹, Yusuke Matsuura¹, Takahiro Yamazaki¹, Yoshiyuki Matsuyama², Yosuke Ito¹, Kenji Kubota¹, Ryutarō Iwasaki¹, Atsushi Hojo¹, Matsuzawa Yukari¹, Takuto Takeda¹, Seiji Otori¹ | ¹*Department of Orthopaedic Surgery, Chiba University Graduate School of Medicine, Japan;* ²*Tokyo Metropolitan Bokuto Hospital, Japan*
 6 min
- A-0853** RISK OF VOLAR LOCKING PLATE REMOVAL FOLLOWING DISTAL RADIUS FRACTURES. TIME TO EVENT ANALYSIS
 Fernando Holc, Rocio Avanzi, Ivan Huespe, Pedro Bronenberg, Mariano Abrego, Ignacio Rellan, Agustin Donndorff, Gerardo Gallucci, Pablo De Carli, Jorge Boretto | *Hospital Italiano de Buenos Aires, Argentina*
 6 min
- A-0661** SUPER ELDERLY PATIENTS WITH DISTAL RADIUS FRACTURES: A REGISTER BASED STUDY EVALUATING MORTALITY
 Linnea Arvidsson¹, Ellen Lööf¹, Marcus Landgren², Antonio Abramo³, Anna Kajsa Harding¹, Magnus Tägil¹ | ¹*Institute of Clinical Sciences, Department of Orthopedics, Lund University and Skåne University Hospital, Lund, Sweden;* ²*Department of Orthopedic Surgery, Hand Surgery Unit, Copenhagen University Hospital, Herlev and Gentofte, Gentofte, Denmark;* ³*Institute of Clinical Sciences, Department of Hand Surgery, Skåne University Hospital, Malmö, Sweden*
 6 min
- A-0583** LENGTH OF THE ULNAR STYLOID AS A RISK FACTOR IN ULNAR STYLOID FRACTURE ASSOCIATED WITH DISTAL RADIUS FRACTURE
 Sassi Sassi, Grey Giddins | *Royal United Hospitals, Bath UK*
 6 min
- A-0806** VOLAR LOCKING PLATE VS CAST IMMOBILIZATION FOR DISTAL RADIUS FRACTURES: A SYSTEMATIC REVIEW AND META-ANALYSIS
 Lorenzo Massimo Oldrini¹, Pietro Feltri¹, Jacopo Albanese¹, Stefano Lucchina^{1,2,3}, Giuseppe Filardo^{1,4}, Christian Candrian^{1,4} | ¹*Service of Orthopaedics and Traumatology, Department of Surgery, EOC, Lugano, Switzerland;* ²*Surgical Department - Hand Surgery Unit EOC, Locarno's Regional Hospital, Locarno, Switzerland;* ³*Locarno Hand Center, Locarno, Switzerland;* ⁴*Faculty of Biomedical Sciences, Università della Svizzera Italiana, Lugano, Switzerland*
 6 min

- A-0383** PREDICTING FAILURE OF DISTAL RADIUS FIXATION WITH VOLAR LOCKING PLATE: IS SURGEON GRADE OR SPECIALTY KEY?
Ashley Newton, James Redfern, Nastaran Sargazi, Dileep Karthikappallil, Graham Cheung, Daniel Brown | *Liverpool University Hospitals NHS Foundation Trust, Liverpool, United Kingdom*
6 min
- Discussion**

Friday, 12 May 2023

	ROOM ARCO
08:00-10:00	SS43 NATIONS' COMPETITION: UNSOLVED HAND PROBLEM
	CMC thumb joint osteoarthritis: trapeziectomy versus arthroplasty Chairs: Ana Pinto (Portugal), Stephan Schindele (Switzerland)
A-1185	CMC THUMB JOINT OSTEOARTHRITIS: TRAPEZIECTOMY Reinier Feitz <i>The Netherlands</i> 10 min
A-1186	CMC THUMB JOINT OSTEOARTHRITIS: ARTHROPLASTY Adil Trabelsi <i>France</i> 10 min
	Scaphoid nonunion: vascularized versus non-vascularized Chairs: Ana Carreño (Spain), Pascal Hannemann (Netherlands)
A-1187	SCAPHOID NONUNION: VASCULARIZED Lorenzo Garagnani <i>UK</i> 10 min
A-1188	SCAPHOID NONUNION: NON-VASCULARIZED Balazs Lenkei <i>Hungary</i> 10 min
	Wrist arthritis: arthrodesis versus arthroplasty Chairs: Ilse Degreef (Belgium), Ole Reigstad (Norway)
A-1189	WRIST ARTHRITIS: ARTHRODESIS Mariusz Bonczar <i>Poland</i> 10 min
A-1190	WRIST ARTHRITIS: ARTHROPLASTY Greg Packer <i>UK</i> 10 min
	DRUJ instability: open versus arthroscopic reinsertion Chairs: Enrico Carità (Italy), Eva-Maria Baur (Germany)

A-1191 DRUJ INSTABILITY: OPEN
Radek Kebrle | *Czech Republic*
10 min

A-1192 DRUJ INSTABILITY: ARTHROSCOPIC REINSERTION
Pedro J. Delgado | *Spain*
10 min

Discussion

Friday, 12 May 2023

	ROOM ARENGO
08:00-09:00	SS73 REGENERATIVE SURGERY

Moderators: Eva-Maria Baur (Germany), Francesco De Francesco (Italy)

A-1142 UPDATE ON FAT TISSUES PROPERTIES
Andrea Sbarbati | *Verona, Italy*
7 min

A-1143 AUTOLOGOUS MICROFRAGMENTED ADIPOSE TISSUE FOR THE TREATMENT OF THUMB BASAL JOINT ARTHRITIS: IN VITRO AND IN VIVO EVALUATION
Francesco De Francesco | *Ancona, Italy*
7 min

A-1144 AUTOLOGOUS FAT MICRO-GRAFT INJECTION IN CMC JOINT
Elisabet M Haas | *Germany*
7 min

A-1145 ARTHROSCOPIC SYNOVIECTOMY AND AUTOLOGOUS FAT MICRO-GRAFT INJECTION IN CMC JOINT
Eva-Maria Baur | *Germany*
7 min

A-1146 AUTOLOGOUS FAT MICRO-GRAFT PLUS PRP INJECTION IN TREATMENT OF WRIST OSTEOARTHRITIS
Marie Witters | *France*
7 min

Discussion

15 min

Friday, 12 May 2023

	ROOM BORGIO
08:00-10:00	SS29 JOURNAL OF HAND SURGERY (EUROPEAN VOL) BEST PAPER SESSION

Chairs: J Henk Coert (The Netherlands), Tim Hems (UK)

A-1480 THE RESEARCH QUESTION
Simon Farnebo | *Sweden*
7 min

Top 10 Most Cited Papers

A-1459 REHABILITATION AFTER FLEXOR TENDON REPAIR AND OTHERS: A SAFE AND EFFICIENT PROTOCOL
Jin Bo Tang | *China*
5 min

A-1460 IMPLEMENTATION OF VIRTUAL CONSULTATION FOR HAND SURGEONS AND THERAPISTS: AN INTERNATIONAL SURVEY AND FUTURE IMPLICATIONS
Alexander Scarborough, Luke Geoghegan, Maxim D Horwitz, Zaf Naqui | *UK*
5 min

A-1461 THE IMPACT OF TRANSVERSE COMPONENTS ON 4-STRAND TENDON REPAIRS
Ya Fang Wu, Wei Feng Mao, Jin Bo Tang | *China*
5 min

A-1462 DISTAL RADIUS FRACTURE VOLAR LOCKING PLATE OSTEOSYNTHESIS USING WIDE-AWAKE LOCAL ANAESTHESIA
Ruben Dukan, Elie Krief, Remy Nizard | *France*
5 min

A-1464 A SYSTEMATIC REVIEW IDENTIFYING OUTCOMES AND OUTCOME MEASURES IN DUPUYTREN'S DISEASE RESEARCH
Marta Karpinski, Syena Moltaji, Charmaine Baxter, Jessica Murphy, Jo-Anne Petropoulos, Achilleas Thoma | *Canada*
5 min

A-1465 BASAL THUMB OSTEOARTHRITIS SURGERY IMPROVES HEALTH STATE UTILITY IRRESPECTIVE OF TECHNIQUE: A STUDY OF UK HAND REGISTRY DATA
Jennifer C. E Lane, Jeremy N Rodrigues, Dominic Furniss, Edward Burn, Robert Poulter, Matthew D. Gardiner | *UK*
5 min

Top 10 most downloaded papers

A-1466 THE TERATOGENIC EFFECTS OF THALIDOMIDE ON LIMBS
Neil Vargesson | *UK*
5 min

- A-1467** FUNCTIONAL OUTCOMES AFTER SURGERY FOR THUMB CARPOMETACARPAL JOINT ARTHRITIS
Grey Giddins | *UK*
5 min
- A-1468** MACRODACTYLY: DECISION-MAKING AND SURGERY TIMING
Scott N. Oishi | *USA*
5 min
- A-1469** PREFERRED OPTIONS AND EVIDENCE FOR UPPER LIMB SURGERY FOR SPASTICITY IN CEREBRAL PALSY, STROKE, AND BRAIN INJURY
Ann Van Heest, Geneva V. Tranchida | *USA*
5 min
- A-1470** EVALUATION OF FUNCTIONAL OUTCOMES AFTER BRACHIAL PLEXUS INJURY
Tom J. Quick, Hazel Brown | *UK*
5 min
- A-1471** IS DUPUYTREN'S DISEASE REALLY A 'DISEASE OF THE VIKINGS'?
Dominic Furniss, Bruce Winney, Michael Ng, Daniel J Lawson | *UK*
5 min
- A-1463** SURFACE REPLACING ARTHROPLASTY OF THE PROXIMAL INTERPHALANGEAL JOINT USING THE CAPFLEX-PIP IMPLANT: A PROSPECTIVE STUDY WITH 5-YEAR OUTCOMES
Vanessa Reischenbock, Miriam Marks, Daniel B Herren, Stephan Schindele | *Switzerland*
5 min
- Editor's choice**
- A-1472** LONG-TERM RESULTS OF DISTAL OBLIQUE BUNDLE REINFORCEMENT FOR TREATMENT OF CHRONIC BIDIRECTIONAL INSTABILITY OF THE DISTAL RADIOULNAR JOINT
DO Verbeek, NOJ Wilssens, JA ten Bosch, PFW Hannemann | *The Netherlands*
5 min
- A-1473** MEDIUM-TERM CLINICAL OUTCOMES OF ZONE 2B/2C FINGER FLEXOR TENDON REPAIRS: INFLUENCE OF MANAGEMENT OF FLEXOR DIGITORUM SUPERFICIALIS. *J HAND SURG EUR.* 2022, 47: 1056-63
G Lebot, M Halbaut, C Chantelot, M Saab | *France*
5 min
- A-1474** THE EFFECTS OF PARTIAL WRIST DENERVATION IN WRIST OSTEOARTHRITIS: PATIENT-REPORTED OUTCOMES AND OBJECTIVE FUNCTION. *J HAND SURG EUR.* 2022, 47: 798-804
EM Swärd, MA Franko, MK Wilcke | *Sweden*
5 min
- A-1475** A COMPARATIVE ANALYSIS OF MULTIDIMENSIONAL COMPUTERIZED ADAPTIVE TESTING FOR THE DASH AND QUICKDASH SCORES IN DUPUYTREN'S DISEASE. *J HAND SURG EUR.* 2022, 47,47: 750-4
C Harrison, AD Clelland, TRC Davis
5 min

- A-1476** THE ASSOCIATION OF BARIATRIC SURGERY AND DUPUYTREN'S DISEASE: A PROPENSITY SCORE-MATCHED COHORT STUDY. J HAND SURG EUR. 2022, 47: 288-95
T Burkard, JCE Lane, D Holmberg, A Thorell, AM Burden, D Furniss
5 min
- A-1477** NONRESPONDER BIAS IN HAND SURGERY: ANALYSIS OF 1945 CASES LOST TO FOLLOW-UP OVER A 6-YEAR PERIOD. J HAND SURG EUR. 2022, 47: 197-205
PHC Stirling et al.
5 min
- A-1478** THE INFLUENCE OF SAGITTAL DEFORMITY OF THE DISTAL RADIUS ON PRONOSUPINATION: A CADAVER STUDY J HAND SURG EUR. 2022, 47:1142-46
L Auberson, J-Y Beaulieu, L Athlani
5 min
- A-1479** A STUDY TO COMPARE STRENGTHS OF CADAVERIC TENDON REPAIRS WITH ROUND-BODIED AND CUTTING NEEDLES. J HAND SURG EUR. 2022, 47: 481-5
G Vissers et al. | *UK*
5 min

Discussion

Friday, 12 May 2023

	ROOM PIAZZA
08:00-09:00	ST22 ENTRAPMENT TENDINOPATHIES - WHICH MODALITIES OR TREATMENT WORK BEST?

Chairs: G Pompili (Italy), S Tocco (Italy)

- A-1003** INFLAMMATION, DEGENERATION AND PREVENTION (HISTOLOGICAL POINT OF VIEW, INCIDENCE, EPIDEMIOLOGY)
S Paparo | *Italy*
10 min
- A-1004** MANUAL THERAPY USE AND THERAPEUTIC EXERCISE IN TREATING DEQUERVAIN'S SYNDROME AND TRIGGER FINGER
F De Lazzari | *Italy*
10 min
- A-1005** MYTH OR REALITY: PHYSICAL MODALITIES AND ORTHOTIC MANAGEMENT TO TREAT ENTRAPMENT TENDINOPATHIES OF THE HAND AND WRIST (ULTRASOUNDS, LASER, ACUPUNCTURE, TAPING, DIATHERMY MACHINE, SHOCK WAVE THERAPY SYSTEM, ETC.): EVIDENCE!
J Fedorczyk | *USA*
10 min
- A-1213** CORTICOSTEROID INJECTION FOR ENTRAPMENT TENDINOPATHIES OF THE HAND: WHEN, WHY, AND HOW?
C Parolo | *Italy*
10 min

- A-1006** CAN WE TREAT THE DISTAL UPPER EXTREMITY LIKE WE DO IN LOWER LIMBS? LITERATURE REVIEW
 F Romagnoli | *Italy*
 10 min
- Discussion**
 10 min

Friday, 12 May 2023

	ROOM MARINA
08:00-10:00	ST36 UPDATE ON PERIPHERAL NERVE REHABILITATION

Chairs: S Kamal (USA), J Larocerie (Canada)

- A-1025** A NOVEL CONCEPTUAL FRAMEWORK FOR UNDERSTANDING AND MANAGING NERVE PAIN: A SURGEON'S PERSPECTIVE ON NERVE TRANSFERS AND PAIN MANAGEMENT
 E Hill | *USA*
 20 min
- A-1026** NOT ALL NERVE COMPRESSIONS IS CARPAL TUNNEL; LACERTUS: THE DIAGNOSIS AND ITS RELEASE AND THE ROLE OF HIERARCHICAL SCRATCH COLLAPSE TEST IN ASSESSING MULTIPLE NERVE COMPRESSIONS
 E Hagert | *Sweden*
 20 min
- A-1027** PROXIMAL CONSIDERATIONS IN UPPER EXTREMITY NERVE ENTRAPMENT- THE THORACIC OUTLET ENIGMA!
 A Bakshi | *USA*
 20 min
- A-1028** THERAPEUTIC MANAGEMENT STATUS POST NERVE TRANSFERS
 L Kahn | *USA*
 20 min
- A-1029** DOES MYOFASCIAL MOBILIZATION FACILITATE THE THERAPEUTIC BENEFITS OF NEUROMOBILIZATION?
 S Kamal | *USA*
 10 min
- A-1030** POST TRAUMATIC TREMORS AND NERVE INVOLVEMENT - CASE STUDIES DEMONSTRATING ITS MANAGEMENT AND TREATMENT
 S Kamal | *USA*
 10 min
- Discussion**
 20 min

Friday, 12 May 2023

ROOM PARCO

08:00-10:00 ST23 RESEARCH IN HAND THERAPY

Chairs: A Ørts (Denmark), R Wouters (The Netherlands)

This session will be a kind of a 'Tips and Tricks' session on how to get started with research and share experiences. Researchers and editors with different levels of experience will share their most important lessons and experiences.

- A-1007** INTRODUCTION
5 min
- A-1008** RESEARCH IN HAND THERAPY PRESENTATION 1
Brocha Stern | *USA*
15 min
- A-1009** RESEARCH IN HAND THERAPY PRESENTATION 2
R Selles | *The Netherlands*
15 min
- A-1010** RESEARCH IN HAND THERAPY PRESENTATION 3
R Cantero | *Spain*
15 min
- A-1011** RESEARCH IN HAND THERAPY PRESENTATION 4
M Marks | *Switzerland*
15 min
- A-1012** RESEARCH IN HAND THERAPY PRESENTATION 5
A Wolff | *USA*
15 min
- A-1013** RESEARCH IN HAND THERAPY PRESENTATION 6
L Newington | *UK*
15 min
- A-1014** RESEARCH IN HAND THERAPY PRESENTATION 7
Tamara Hauri | *Switzerland*
10 min

Discussion and dialogue about research in hand therapy

15 min

Friday, 12 May 2023

	ROOM WORKSHOP C
08:00-10:00	ST19 REHAND: INNOVATION, SENSORIMOTOR APPROACH AND EXERCISES PRESCRIPTION TO IMPROVE HAND SURGERY AND HAND THERAPY PRACTICE

Chairs: A Suero (Spain)

- A-1096** WORKSHOP 13: REHAND: INNOVATION, SENSORIMOTOR APPROACH AND EXERCISES PRESCRIPTION TO IMPROVE HAND SURGERY AND HAND THERAPY PRACTICE
Alejandro Suero Pineda, Tom Lattré | *Spain, Belgium*
120 min

Friday, 12 May 2023

	ROOM ARENGO
09:00-10:00	SS68 ROUNDTABLE: RHEUMATOID ARTHRITIS

Chairs: Jorma Ryhänen, Esther Vögelin

- A-1111** JUVENILE RA
Werner Girsch | *Austria*
10 min
- A-1112** WINNERS AND LOSERS: LEARNING CURVE OVER 20 YEARS
Daniel Herren | *Switzerland*
10 min
- A-1113** FUSE OR REPLACE WRIST PATHOLOGIES
Sumedh Talwalkar | *Wrightington, UK*
10 min
- A-1114** TENDON TRANSFERS IN RHEUMATOID HAND
Susanna Stjernberg-Salmela | *Finland*
10 min
- A-1115** DIGITAL PATHOLOGY AND BALANCING IN RA
Nicola Borisch | *Germany*
10 min
- A-1116** OCCUPATIONAL THERAPY IN RA PATIENTS: A TEAMWORK APPROACH
Patricia Kammermann, Bernadette Tobler | *Switzerland*
10 min

Discussion

Friday, 12 May 2023

	ROOM LAVATOIO
09:00-10:00	SS87 VASCULAR MALFORMATION OF THE UPPER LIMB

Chairs: Alberto Lazzarini, Luciana Marzella

- A-1394** DIAGNOSTIC AND THERAPEUTIC ALGORITHM FOR VASCULAR MALFORMATIONS
Luciana Marzella | *Italy*
15 min
- A-1395** ROLE OF ANGIOGRAPHY AND ANGIOMRI
D. Poretti | *Italy*
15 min
- A-1396** ULTRASONIC DISSECTION IN VASCULAR MALFORMATIONS
Stephane Guero | *France*
15 min
- A-1397** PEARLS AND PITFALLS IN THE SURGICAL TREATMENT OF VASCULAR MALFORMATION OF THE HAND
Piero Di Giuseppe | *Italy*
15 min

Friday, 12 May 2023

	ROOM PIAZZA
09:00-10:00	ST15 LATERAL ELBOW DISORDER (LED) - IS IT TENNIS ELBOW OR SOMETHING ELSE?

Chairs: J Fedorczyk (USA), Chiara Parolo (Italy)

- A-0994** HISTORY REVIEW, MIS-BELIEFS AND PATHOMECHANICS OF LATERAL ELBOW TENDINOPATHY & HOW TO PROPERLY DIAGNOSE LATERAL ELBOW TENDINOPATHY (LET) FROM OTHER ASSOCIATED DISEASES
F De Lazzari | *Italy*
20 min
- A-0996** REVIEW OF ESTABLISHED LET TREATMENTS (MEDICAL) AND EXERCISE
J Fedorczyk | *USA*
13 min
- A-0998** INTRODUCTION OF NEWER APPROACHES (ESWT, PRP, BLOODFLOWRESTRICTION, ETC.)
R Grippo-LeFauve | *USA*
13 min
- Discussion**
14 min

Friday, 12 May 2023

	ROOM ANFITEATRO
10:30-12:30	SS30 INSTRUCTIONAL BOOK SESSION 2

Chairs: Riccardo Luchetti (Italy), Fernando Corella (Spain), Carlos Heras-Palou (UK)

- A-1497** ANATOMY AND HISTOLOGY OF WRIST LIGAMENTS
Elisabeth Hagert | *Qatar*
11 min
- A-1498** S-L LIGAMENT INJURY AETIOLOGY AND CLASSIFICATION
Ana Scott-Tennent | *Spain*
11 min
- A-1499** PERILUNATE INJURIES (CHRONIC PLIND)
Guillaume Herzberg, Marion Burnier | *France*
11 min
- A-1500** AXIAL DISLOCATIONS
Alex Lluch | *Spain*
11 min
- A-1501** RESECTION: OPEN TREATMENT
Herman Krimmer | *Germany*
11 min
- A-1502** RESECTION ARTHROSCOPIC TREATMENT
Eva-Maria Baur | *Germany*
11 min
- A-1503** CLASSIFICATION AND AETIOLOGY OF L-T LIGAMENT INJURY AND INSTABILITY
Teun Teunis | *The Netherlands*
15 min
- A-1504** CHRONIC INJURY L-T: OPEN TREATMENT
Thomas Pillukat | *Germany*
12 min
- A-1505** STAGING & TREATMENT OF NON-DISSOCIATIVE PROXIMAL ROW INSTABILITY
Andrea Atzei | *Italy*
12 min
- A-1506** PISOTRIQUETRAL INSTABILITY
Eduardo Zancolli | *Argentina*
10 min
- Discussion**
5 min

	ROOM CASTELLO
10:30-12:30	SS31 NERVE COMPRESSION

Chairs: Lorenzo Rocchi (Italy), Phillippe Cuenod (Switzerland)

- A-0419** PREVALENCE OF SURGICAL TREATMENT OF CARPAL TUNNEL SYNDROME AND ULNAR NERVE ENTRAPMENT IN DIABETES
 Malin Zimmerman^{1,2,3}, Stina Andersson¹, Anna-Karin Svensson³, Raquel Perez⁴, Lars B Dahlin^{1,2,5} | ¹Department of Translational Medicine – Hand Surgery, Lund University, Skåne University Hospital, Malmö, Sweden; ²Department of Hand Surgery, Skåne University Hospital, Malmö, Sweden; ³Department of Orthopaedics, Helsingborg's Helsingborg, Sweden; ⁴Unit for Social Epidemiology, Department of Clinical Sciences Malmö, Lund University, Malmö, Sweden; ⁵Department of Biomedical and Clinical Sciences, Linköping University, Linköping, Sweden
 6 min
- A-0614** EFFICACY OF DISTAL NERVE DECOMPRESSION AFTER PROXIMAL PERIPHERAL NERVE INJURY SECONDARY TO COVID PRONING: A CASE SERIES
 Chane Kulenkampff^{1,2,3}, Christopher McGhee^{1,3}, Samuel George^{1,2,3}, Liron Duraku^{1,2,3}, Dominic Power^{1,2,3} | ¹The HaPPeN Research Group, Institute of Translational Medicine, Birmingham, UK; ²The Birmingham Hand Centre, University Hospitals Birmingham NHS Foundation Trust, UK; ³The Peripheral Nerve Injury Service, University Hospitals Birmingham NHS Foundation Trust, UK
 6 min
- A-0534** OUTCOME AFTER CUBITAL TUNNEL OBLITERATION FOR ULNAR NEURITIS AT THE ELBOW: A PRELIMINARY REPORT
 Wan Kee Hong, Ji Sup Hwang, Jihyeung Kim | Seoul National University College of Medicine, Seoul, South Korea
 6 min
- A-0542** UPPER LIMB PERIPHERAL NERVE TUMORS AND TUMOR LIKE LESION: OUR EXPERIENCE IN THE LAST 10 YEARS
 E. Taglieri, A. Pagnotta, I. Molayem, LL Marcovici, A. Greco, VM Formica | Jewish Hospital, Rome, Italy
 6 min
- A-0676** ULNAR NERVE DECOMPRESSION AND ANTERIOR TRANSPOSITION USING AN ADIPOFASCIAL FLAP: CLINICAL OUTCOMES FOR PRIMARY AND RECALCITRANT NEUROPATHY
 Fraser J. Leversedge, Maximilian Meyer, Helene Retrouvey | University of Colorado School of Medicine, Denver, Colorado, USA
 6 min
- A-0430** PREDICTION OF THE OUTCOME AFTER SUPRACLAVICULAR SCALENECTOMY IN PATIENTS WITH THORACIC OUTLET SYNDROME
 Wan Kee Hong, Ji Sup Hwang, Jihyeung Kim | Department of Orthopedic Surgery, Seoul National University College of Medicine, Seoul, South Korea
 6 min

A-0647 MULTIPLE COMPRESSION SYNDROMES OF THE SAME UPPER EXTREMITY: PREVALENCE, RISK FACTORS, AND TREATMENT OUTCOMES
 N.H.A. Mendelaar^{1,2,3}, C.A. Hundepool¹, L. Hoogendam^{1,2,3}, L.S. Duraku^{3,4}, O. Zöphel³, J.M. Zuidam¹, R.W. Selles^{1,2}, HandWristStudy Group | ¹Department of Plastic, Reconstructive and Hand Surgery, Erasmus MC - University Medical Centre Rotterdam, The Netherlands; ²Department of Rehabilitation Medicine, Erasmus MC - University Medical Centre Rotterdam, The Netherlands; ³Hand and Wrist Centre, Xpert Clinic, The Netherlands; ⁴Department of Plastic, Reconstructive and Hand Surgery, Amsterdam UMC, Amsterdam, The Netherlands
 6 min

A-0266 THE ROLE OF MEASURING TWO-POINT DISCRIMINATION IN THE DIAGNOSIS OF CARPAL TUNNEL SYNDROME – IS IT A RELIABLE DIAGNOSTIC TOOL?
 Luca Hergár^{1,2}, Judit Réka Hetthéssy^{3,4}, Béla Hadi⁵ | ¹Semmelweis University, Department of Orthopedics, Budapest, Hungary; ²Semmelweis University, Centre for Translational Medicine, Budapest, Hungary; ³Kézklinika Budapest, Hungary; ⁴Semmelweis University, Research management workgroup, Budapest, Hungary; ⁵Szent Imre Teaching Hospital, Department of Gastroenterology, Budapest, Hungary
 6 min

A-0186 ISOLATED COMPRESSION OF THE ULNAR MOTOR BRANCH DUE TO CARPAL JOINT GANGLIA: CLINICAL SERIES, SURGICAL TECHNIQUE AND POSTOPERATIVE OUTCOMES
 Lorenzo Rocchi, Camillo Fulchignoni, Michela Saracco, Vincent Mazzone, Antonio Pagliei | Department of Orthopaedics - Hand Surgery Unit, Fondazione Policlinico Universitario A. Gemelli IRCCS, Roma - Università Cattolica del Sacro Cuore, Rome, Italy
 6 min

A-0362 EVALUATION OF THE THENAR MUSCLE USING ULTRASONOGRAPHY
 Issei Nagura¹, Takako Kanatani², Fumiaki Takase², Atsuyuki Inui³, Yutaka Mifune³, Ryosuke Kuroda³ | ¹Ako City Hospital, Hyogo, Japan; ²Kobe Rosai Hospital, Hyogo, Japan; ³Kobe University Graduate School of Medicine, Hyogo, Japan
 6 min

Discussion

Friday, 12 May 2023

	ROOM TEMPIO
10:30-12:30	SS33 DISTAL RADIUS / FRACTURE

Chairs: Nico Schwalfenberg (Germany), Augusto Marcuzzi (Italy)

A-0928 CLINICAL PERFORMANCE OF A LOCKED INTRAMEDULLARY WRIST ARTHRODESIS NAIL
 John Heifner | St George's University School of Medicine, USA
 6 min

- A-0215** DOES RADIOGRAPHY PREDICT SUBJECTIVE OUTCOME AFTER DISTAL RADIUS FRACTURE IN SUPERELDERLY? A REGISTER STUDY
Magnus Tägil^{1,2}, Linnea Arvidsson¹, Antonio Abramo², Marcus Landgren³, Anna Kajsa Harding¹ | ¹*Department of Orthopedics, Lund University, Lund, Sweden;* ²*Department of Hand Surgery, Lund University, Malmö, Sweden;* ³*Department of Hand Surgery, Gentofte Hospital, University of Copenhagen, Denmark*
6 min
- A-0221** DETERMINATION OF THE ACTIVITY LIMITATION PERIOD AFTER PLATE REMOVAL OF FOREARM DIAPHYSEAL FRACTURES: THE BONE STRENGTH EVALUATION USING PATIENT SPECIFIC CT BASED FINITE ELEMENT ANALYSIS
Yusuke Matsuura, Takane Suzuki, Aya Kanazuka, Takahiro Yamazaki, Shinji Taniguchi | *Department of Orthopaedic Surgery, Graduate School of Medicine, Chiba University, Japan*
6 min
- A-0386** GPS - A RESCUE TECHNIQUE IN NON-HEALING BONES AND IN REPLACEMENT OF LARGE BONE DEFECTS IN HAND SURGERY: A RETROSPECTIVE COHORT STUDY
C. Dereskewitz¹, M. Coenen², K.-D. Rudolf¹ | ¹*Berufsgenossenschaftliches Unfallkrankenhaus Hamburg, Department of Hand, Micro and Plastic Surgery and Burn Unit, Germany;* ²*Ludwig Maximilian University, IBE, Germany*
6 min
- A-0912** WRIST SPANNING PLATES IN COMPLEX DISTAL RADIUS FRACTURES “BOON OR BANE” – EXPERIENCE FROM A MAJOR TRAUMA CENTRE
H Bowyer, I Reichert, R Tahmassebi, A Tavakkolizadeh, K Karuppaiah | *King's College Hospital, UK*
6 min
- A-0004** A DISTAL RADIUS FRACTURE CLASSIFICATION PREDICTIVE OF ULNAR SIDED WRIST INJURY
John Heifner¹, Paul DeVito², Francisco Rubio³, Deana Mercer⁴, Jorge Orbay² | ¹*St George's University School of Medicine,* ²*Larkin Hospital Orthopaedics,* ³*Miami Bone and Joint Institute,* ⁴*University of New Mexico Orthopaedics*
6 min
- A-0514** DUMONTIER GROUP 2 RADIOCARPAL FRACTURE-DISLOCATION: THE RESULTS OF OPEN REDUCTION AND FIXATION WITHOUT LIGAMENT REPAIR
Chin-Hsien Wu^{1,2}, Yuan-Kun Tu^{1,2} | ¹*Department of Orthopedics, E-Da Hospital, Kaohsiung, Taiwan;* ²*School of Medicine, College of Medicine, I-Shou University, Kaohsiung, Taiwan*
6 min
- A-0240** SHORT ARM CAST IS AS EFFECTIVE AS LONG ARM CAST IN MAINTAINING DISTAL RADIUS FRACTURE REDUCTION: RESULTS OF THE SLA-VER NONINFERIORITY TRIAL
Giovanni Dib, Tommaso Maluta, Matteo Cengarle, Alice Bernasconi, Giulia Marconato, Massimo Corain, Bruno Magnan | *Azienda Ospedaliera Universitaria Integrata Verona*
6 min

- A-0344** CAN A GENERIC FRACTURE FIXATION ASSESSMENT TOOL (FFAT) BE USED TO ASSESS QUALITY OF DISTAL RADIUS FRACTURE FIXATION, AND DOES THE SCORE CORRELATE WITH FIXATION FAILURE?
Sara Beattie, Ashley Newton, Mutaz Alsumadi, Zeeshan Akbar, Graham Cheung, Daniel Brown | *Liverpool University Hospitals NHS Foundation Trust, Liverpool, United Kingdom*
6 min
- A-0047** CT-BASED MICROMOTION ANALYSIS OF FRACTURE FRAGMENT MIGRATION AFTER LOCKING PLATE FIXATION OF AO TYPE C DISTAL RADIUS FRACTURES
Eva Lundqvist^{1,2}, Henrik Olivecrona³, Per Wretenberg^{1,2}, Marcus Sagerfors^{1,2} | *¹Faculty of Medicine and Health, Örebro University, Sweden; ²Dept. of Orthopedics and Hand Surgery, Örebro University Hospital, Sweden; ³Dept. of Molecular Medicine and Surgery, Karolinska institutet, Stockholm Sweden*
6 min
- A-0568** HISS SCORE AND MODIFIED VASCULAR HISS SCORE CORRELATION WITH SHORT AND LONG-TERM OUTCOMES IN COMPLEX HAND INJURIES: A RETROSPECTIVE PRELIMINARY STUDY
Letizia Senesi, Pier Paolo Pangrazi, Andrea Marchesini, Francesco De Francesco, Michele Riccio | *Department of Plastic Reconstructive Surgery - Hand Surgery Unit, Azienda Ospedaliero Universitaria delle Marche, Ancona, Italy*
6 min
- A-0678** GREATER ARC REVERSE (ULNAR-SIDED) PERILUNATE INJURY - A SYSTEMATIC REVIEW AND CASE REPORT. TIME TO QUESTION THE MAYFIELD CLASSIFICATION AGAIN?
Frantzeska Zampeli^{1,2}, Theodorakys Marin Fermin², Elisabet Hagert^{2,3}, Javier Arnaiz², Jonny K Andersson^{2,4,5} | *¹Hand-Upper Limb-Microsurgery Department, General Hospital KAT, Athens, Greece; ²Aspetar Orthopedic and Sports Medicine Hospital, Dept. of Surgery, Doha, Qatar; ³Karolinska Institutet, Dept of Clinical Science and Education; ⁴Gothenburg Handcenter, Gothenburg, Sweden; ⁵Department of Orthopaedics, Institute of Clinical Sciences, The Sahlgrenska Academy, University of Gothenburg, Gothenburg, Sweden*
6 min
- Discussion**

Friday, 12 May 2023

	ROOM ARCO
10:30-12:30	SS32 SHARK TANK/GRANTS WINNERS

Chairs: Simon Farnebo (Sweden)

Meet us after the session (12:30-13:30) at the FESSH Booth to answer questions regarding how to build a successful project (and win a FESSH Grant)

- A-1214** INTRODUCTION OF THE SHARK TANK COMPETITION
Simon Farnebo | *Sweden*
10 min

- A-1215** COMPETITION (PRESENTATIONS, QUESTIONS)
30 min
- A-1216** INTRODUCTION OF FESSH GRANTS
Simon Farnebo | *Sweden*
10 min
- A-1217** BASIC GRANT WINNER 2018: OPTIMISATION OF AN EX-VIVO LIMB PERFUSION PROTOCOL FOR COMPOSITE TISSUE TRANSPLANTATION
Kavit Amin | *UK*
3 min
- A-1218** BASIC GRANT WINNER 2020: KINEMATICS AT THE BASE OF THE NORMAL THUMB: AN ANALYSIS OF HEALTHY THUMBS COMBINING BI-PLANAR FLUOROSCOPY, MOTION CAPTURE AND 3D MODELING
Catherine Jones, Ryan Trickett | *UK*
3 min
- A-1219** BASIC GRANT WINNER 2021: DOES SHAPE SYMMETRY EXIST IN THE LUNATE BONE? TOWARDS DEVELOPMENT OF A PATIENT-SPECIFIC LUNATE IMPLANT
Johan van der Stok | *The Netherlands*
3 min
- A-1220** CLINICAL GRANT WINNER 2020: LUNOCAPITATE FUSION VERSUS FOUR-CORNER FUSION FOR SCAPHOID NON-UNION ADVANCED COLLAPSE (SNAC) AND SCAPHOLUNATE ADVANCED COLLAPSE (SLAC) ARTHRITIS. A RANDOMIZED COMPARISON
Thorsten Schriever | *Sweden*
10 min
- A-1221** FESSH / HAND FOUNDATION GRANT WINNER 2020: NERVE TRANSFERS FOR COGNITIVE REINNERVATION OF SPASTIC MUSCLES IN STROKE PATIENTS
Olga Politikou | *Switzerland*
6 min
- A-1222** FESSH / HAND FOUNDATION GRANT WINNER 2020: DIAGNOSTIC PERFORMANCE OF DYNAMIC FOUR-DIMENSIONAL COMPUTED TOMOGRAPHY (4D CT) COMPARED TO ARTHROSCOPY FOR ANALYZING SCAPHOLUNATE INSTABILITY
Brigitte van der Heijden | *The Netherlands*
6 min
- A-1223** FESSH / HAND FOUNDATION GRANT WINNER 2021: IMPROVING SURGICAL OUTCOMES BY OPTIMIZING PATIENTS' MINDSET; AN INTERNATIONAL COHORT STUDY
Michiel Zuidam | *The Netherlands*
6 min
- A-1224** SHARK TANK WINNER 2022: 3D PRINTED SUTURE PADS AND AUGMENTED REALITY TO IMPROVE MICROSURGICAL TRAINING
Olimpia Mani | *Italy*
7 min

A-1226 ANNOUNCEMENT OF THE SHARK TANK WINNER 2023
Simon Farnebo | *Sweden*
15 min

Friday, 12 May 2023

	ROOM ARENGO
10:30-12:30	SS34 SOFT TISSUE
	Chairs: Andrii Lysak (Ukraine), Alessia Pagnotta (Italy)
A-0043	THE PERFORATOR EVALUATION AND DESIGN OF ANTEROLATERAL THIGH FLAP BASED ON SUBCUTANEOUS PERFORATOR Yueheng Zhang, Yongtao Liu <i>Binzhou medical university hospital, Binzhou, China</i> 6 min
A-0461	ANATOMICAL STUDY OF POSSIBLE PEDICLES FOR THE FLEXOR DIGITORUM SUPERFICIALIS MUSCLE FLAP FOR THE COVERAGE OF THE MEDIAN NERVE IN THE DISTAL FOREARM Martin Czinner ^{1,2} , Radek Kebrle ² , Michal Tuček ³ ¹ <i>Orthopaedics, Regional Hospital Liberec, Czech Republic;</i> ² <i>Hand Clinic, Dr. Pirek's Clinic, Czech Republic;</i> ³ <i>1st Faculty of Medicine, Charles University; ⁴Orthopaedic Department, Military Hospital, Prague, Czech Republic</i> 6 min
A-0521	FIRST WEB RECONSTRUCTION: A COMPREHENSIVE REVIEW OF THE RECENT LITERATURE ABOUT INDICATIONS AND TECHNIQUES Franco Bassetto, Francesco Messina, Filippo Andrea Giovanni Perozzo, Stefano L'Erario, Benedetta Scucchi, Alfio Luca Costa, Cesare Tiengo <i>Padua University Hospital, Italy</i> 6 min
A-0525	DERMAL INDUCTORS AND RECONSTRUCTIVE SURGERY OF THE UPPER LIMB: FROM THE BEGINNINGS TO FUTURE PROSPECTS THROUGH THE ANALYSIS OF 20 YEARS OF EXPERIENCE Luigi Annacontini, Luigi Cagiano, Vincenzo Verdura, Nicola Fini, Pasquale Bisceglia, Domenico Parisi, Aurelio Portincasa <i>Policlinico "OO.RR." di Foggia, Foggia, Italy</i> 6 min
A-0778	EVALUATION OF DONOR-SITE MORBIDITY AFTER RADIAL FOREARM FLAP ELEVATION: COMPARISON BETWEEN TWO DIFFERENT COVERAGE STRATEGIES Davide Ciclamini ¹ , Mirko Preto ² , Francesco Giacalone ¹ , Francesca Fissore ¹ , Marco Falcone ² ¹ <i>SC Ortopedia e Traumatologia II ad indirizzo Chirurgia della Mano, Città della Salute e della Scienza, Presidio CTO, Turin, Italy;</i> ² <i>SC Urologia U, Città della Salute e della Scienza, Presidio Molinette, Turin, Italy</i> 6 min
A-0591	BIOENGINEERING AND REGENERATIVE SURGERY FOR RECONSTRUCTION OF COMPLEX DEFECTS OF THE UPPER EXTREMITY Aurelio Portincasa, Fedele Lembo., Liberato Roberto Cecchino <i>University Plastic Surgery Department; University and Medical School of Foggia, Italy</i> 6 min

- A-0774** THE CLINICAL APPLICATION OF FREE ANTEGRADE VENOUS FLAP FOR DIGIT LARGE DEFECTS REPAIR
Xing Shuguo, Mao Tian | *Affiliated Hospital of Nantong University, Nantong, China*
6 min
- A-0173** SHAPE MODIFIED RADIAL FOREARM FLAP. DOES IT STILL HAVE A ROLE IN UPPER EXTREMITY RECONSTRUCTION?
Giovanna Petrella, Filippo Pantaleoni, Roberto Adani | *Department of Hand Surgery and Microsurgery, University of Modena and Reggio Emilia, Modena, Italy*
6 min
- A-0318** COMPLEX TRAUMA WITH SOFT TISSUE AND BONE LOSS IN HAND SURGERY – A REAL RECONSTRUCTIVE CHALLENGE
Mihaela Pertea^{1,2}, Stefana Luca^{1,2}, Petru Ciobanu^{1,2}, Madalina Fotea², Dorin Sumanaru², Alexandru Amarandei², Bogdan Veliceasa^{1,3} | ¹*“Grigore T Popa” University of Medicine and Pharmacy, Iasi, Romania;* ²*Department of Plastic Surgery and Reconstructive Microsurgery, ‘Sf Spiridon’ Emergency County Hospital, Iasi, Romania;* ³*Department of Orthopaedics and Traumatology, ‘Sf Spiridon’ Emergency County Hospital, Iasi, Romania*
6 min
- A-0706** RECONSTRUCTION OF SOFT TISSUE DEFECTS OF THE HAND AND FINGERS USING VENOUS FREE FLAPS
Ondrej Sedivy^{1,2}, Zdenek Dvorak^{1,2}, Igor Stupka^{1,2}, Martin Knoz^{1,2}, Jiri Vesely^{1,2}, Libor Streit^{1,2}, Lubos Drazan^{1,2}, Martin Kubat^{1,2}, Andrej Berkes^{1,2}, Filip Klabusay^{1,2}, Tomas Kubek^{1,2}, Petr Hyza³, Adam Bajus² | ¹*Department of Plastic and Aesthetic Surgery, St. Anne’s University Hospital, Brno, Czech Republic;* ²*Faculty of Medicine, Masaryk University Brno, Czech Republic;* ³*Leticia, Clinic of Plastic and Aesthetic Surgery, Brno, Czech Republic*
6 min
- A-0907** BIODEGRADABLE TEMPORISING MATRIX (BTM), A VIABLE ALTERNATIVE TO FLAPS FOR THE RECONSTRUCTION OF COMPLEX UPPER LIMB DEFECTS: A CASE SERIES
Atta Rehman, Christie Brennan, Samuel George, Rajive Jose | *Queen Elizabeth Hospital Birmingham, UK*
6 min
- A-0088** BTM (BIODEGRADABLE TEMPORISING MATRIX): THE RISING STAR IN SYNTHETIC SKIN SUBSTITUTES FOR THE HAND?
Lena Fuest, Esther Vögelin | *University Hospital Bern, Inselspital, Switzerland*
6 min

Discussion

Friday, 12 May 2023

	ROOM BORGIO
10:30-12:00	SS35 HTC SYMPOSIUM
	Chairs: Simon Oeckenpoehler (Germany), Guillaume Prunieres (France), Sarah Tucker (UK)
A-1277	ANTIBIOTICS IN HAND SURGERY Franco Bassetto <i>Italy</i> 10 min
A-1278	TURKISH SOCIETY FOR SURGERY OF THE HAND AND UPPER EXTREMITY. RECENT EARTHQUAKES, HAND SURGEON PERSPECTIVES Egemen Ayhan <i>Turkey</i> 10 min
	Prosthesis as primary surgery in wrist and hand fracture
A-1279	PARTIAL PROSTHESIS IN DISTAL RADIUS FRACTURES - RATIONALE AND INDICATIONS Guillaume Prunieres, Philippe Liverneaux <i>France</i> 6 min
A-1280	PROSTHESIS IN DISTAL RADIUS FRACTURES – RESULTS AND PROBLEMS Guillaume Herzberg <i>France</i> 6 min
A-1281	TOTAL PROSTHESIS IN DISTAL RADIUS FRACTURES – IS THERE AN ADVANTAGE? Ivan Tami <i>Switzerland</i> 6 min
A-1305	TOTAL WRIST ARTHROPLASTY IN TRAUMA: OPERATIVE TECHNIQUE AND PRELIMINARY RESULTS Sacha Chrosciany <i>France</i> 6 min
A-1284	CONVENTIONAL TREATMENTS FOR DISTAL RADIUS FRACTURES IN THE ELDERLY POPULATION Nicholas Riley <i>UK</i> 6 min
A-1282	PROSTHESIS OF FINGERS AS PRIMARY SURGERY IN OPEN AND COMPLEX INJURY OF THE HAND Bruno Battiston, Pierluigi Tos <i>Italy</i> 6 min
A-1283	PROSTHESIS IN FINGER FRACTURES Maurizio Calcagni <i>Switzerland</i> 6 min
	Discussion 15 min

Friday, 12 May 2023

	ROOM LAVATOIO
10:30-11:30	SS88 RE-LIVE SURGERY - PROSTHESIS
	Chairs: Marco Guidi (Switzerland), Piotr Czarnecki (Poland)
A-1398	SILICONE AND CAPFLEX PIP JOINT IMPLANT Stefan Schindele <i>Switzerland</i> 15 min
A-1399	MOTEC TOTAL WRIST ARTHROPLASTY IMPLANT Ole Reigstad <i>Norway</i> 15 min
A-1400	ULNAR HEAD PROSTHESIS Simonetta Odella 15 min
A-1401	DUAL MOBILITY CMC TOUCH PROSTHESIS Joris Duerinckx 15 min

Friday, 12 May 2023

	ROOM PIAZZA
10:30-11:30	ST26 EFSHT KEYNOTE LECTURE 2
A-1069	HAND THERAPISTS' IMPORTANT, UNDER-RECOGNIZED ROLE IN HELPING PERSONS WITH EHLERS DANLOS SYNDROME Pat McKee <i>University of Toronto, Canada</i> 50 min
	Discussion

Friday, 12 May 2023

	ROOM LAVATOIO
11:30-12:30	SS89 RE-LIVE SURGERY - MIX
	Chairs: Lucian Marcovici, Alberto Lazzerini
A-1389	DISTAL RADIUS CORRECTIVE OSTEOTOMY Alex Berenguer <i>Italy</i> 15 min
A-1390	SCAPHO-LUNATE OPEN REPAIR AND REINFORCEMENT BY OPEN CAPSULODESIS Riccardo Luchetti <i>Italy</i> 15 min

- A-1391** SCAPHO-LUNATE ARTHROSCOPIC CAPSULODESIS
Max Haerle | *Germany*
15 min
- A-1392** VASCULARIZED BONE GRAFT FOR SCAPHOID NON UNION
Alessia Pagnotta | *Italy*
15 min

Friday, 12 May 2023

ROOM PIAZZA	
11:30-12:30	ST24 DIGITAL NERVES - TREATMENT PARADIGM CHANGE
	Chairs: T Vaksvik (Norway), K Gotfred-Iversen (Denmark)
A-1015	SURGICAL TREATMENT OF SENSORY NERVE LESIONS P Tos <i>Italy</i> 15 min
A-1016	OVERVIEW OF REHABILITATION TO PATIENTS WITH DIGITAL NERVE LESIONS L Evertsson <i>Sweden</i> 15 min
A-1017	LONG-TERM FOLLOW-UP AFTER DIGITAL NERVE LESIONS L Evertsson <i>Sweden</i> 15 min
	Discussion 15 min

Friday, 12 May 2023

ROOM MARINA	
11:30-12:30	ST20 PATIENT MINDSET AND MENTAL HEALTH IN HAND THERAPY
	Chairs: R Wouters (The Netherlands), L Newington (UK)
A-0999	INFLUENCE OF MINDSET AND MENTAL HEALTH ON TREATMENT OUTCOMES B Stern <i>USA</i> 10 min
A-1000	TREATMENT OUTCOME EXPECTATIONS AND SATISFACTION WITH TREATMENT RESULTS IN HAND THERAPY W de Ridder <i>The Netherlands</i> 10 min
A-1001	SENSE OF COHERENCE A Ørts <i>Denmark</i> 10 min

A-1002 HOW DOES THE PATIENT FEEL AND WHAT DOES THIS MEAN FOR TREATMENT?
 D Ring | USA
 20 min

Discussion
 10 min

Friday, 12 May 2023

	ROOM PARCO
11:30-12:30	ST29 VIRTUAL REHABILITATION

Chairs: Nicola Goldsmith (UK), Cate Allen (UK)

A-0944 PERSPECTIVES ON REMOTE LEARNING OF ORTHOTIC FABRICATION BY PRACTICING CERTIFIED HAND THERAPISTS
 Deborah A Schwartz¹, Katherine A Schofield² | ¹*Yeshiva University, Orfit Industries America, Leonia, NJ, USA;* ²*Midwestern University, Glendale, AZ, USA*
 12 min

A-0245 TELEREHABILITATION VERSUS IN-PERSON HAND THERAPY AFTER FLEXOR TENDON REPAIRS: A PRELIMINARY COMPARISON STUDY
 Zeynep Tuna-Emir¹, Sedanur Güngör¹, Kadir Çevik², Egemen Ayhan³ | ¹*Department of Physiotherapy and Rehabilitation, Faculty of Health Sciences, Gazi University, Ankara, Turkey;* ²*Department of Orthopaedics and Traumatology, Diskapi Yildirim Beyazit Training and Research Hospital, University of Health Sciences Turkey, Ankara, Turkey;* ³*Department of Orthopaedics and Traumatology, University of Health Sciences Basaksehir Cam and Sakura City Hospital, Istanbul, Turkey*
 12 min

A-0051 VIRTUAL REALITY IN UPPER LIMB REHABILITATION: AN OVERVIEW AND MY EXPERIENCE ABOUT
 Aurora Badiali | *Emg Ergoterapia Manoegomito Mendrisio, Switzerland*
 12 min

A-0954 A DESCRIPTION OF THE BARRIERS, FACILITATORS, AND EXPERIENCES OF HAND THERAPISTS IN PROVIDING REMOTE (TELE) REHABILITATION; AN INTERPRETIVE DESCRIPTION METHODOLOGICAL APPROACH
 Maryam Farzad¹, Joy MacDermid², Louis Ferreira³, Mike Szekeres⁴, Steven Cuypers⁵, Erfan Shafiee⁶ | ¹*Hand and Upper Limb Center, St. Joseph's Health Center, School of Physical Therapy, Department of Health and Rehabilitation Sciences, University of Western Ontario, London, Ontario, Canada;* ²*Physical Therapy and Surgery, Western University, London, ON, and Co-director Clinical Research Lab, Hand and Upper Limb Center, St. Joseph's Health Center, London, Ontario, Professor Rehabilitation Science McMaster University, Hamilton, ON, Canada;* ³*University of Western Ontario, Roth McFarlane Hand and Upper Limb Centre, Western University, London, Ontario, Canada;* ⁴*Occupational Therapy, Western University - Hand Therapy Canada - Lawson Health Research Institute, Canada;* ⁵*Orfit Industries, Wijnegem, Belgium;* ⁶*School of Physical Therapy, Department of Health and Rehabilitation Sciences, University of Western Ontario, London, ON, Canada*
 12 min

Discussion

Friday, 12 May 2023

	ROOM WORKSHOP A
11:30-12:30	ST30 VIBRAMOOV

Chairs: D Gerlac (France), Michel Boutan (France)

A-1097

WORKSHOP 03: VIBRAMOOV
D Gerlac, Michel Boutan | *France*
60 min

Friday, 12 May 2023

	ROOM WORKSHOP B
11:30-12:30	ST31 RADIOLOGY FOR THERAPISTS - EXTENDED SCOPE PRACTICE

Chairs: S Mee (UK)

A-1098

WORKSHOP 06: RADIOLOGY FOR THERAPISTS - EXTENDED SCOPE PRACTICE
S Mee | *UK*
60 min

Friday, 12 May 2023

	ROOM WORKSHOP C
11:30-12:30	ST32 WRIST WIDGET 2 - ULNAR SIDED WRIST PAIN: DIFFERENTIAL DIAGNOSIS

Chairs: W Meideros (USA)

A-1071

WORKSHOP 16: WRIST WIDGET 2 - ULNAR SIDED WRIST PAIN: DIFFERENTIAL DIAGNOSIS
Wendy Medeiros | *USA*
60 min

Friday, 12 May 2023

	ROOM BORGIO
12:00-12:30	SS80 FESSH HTC: WHERE WE ARE, FUTURE PLANS, IDEAS

Moderators: Pierluigi Tos (Italy), Massimo Corain (Italy)

Discussion

Friday, 12 May 2023

	ROOM PORTO
12:30-13:45	SS79 EWAS DELEGATES ASSEMBLY

Friday, 12 May 2023

	ROOM ANFITEATRO
13:45-15:30	SS41 JOINT FESSH-EFSHT SESSION

Chairs: M Langer (Germany), S Tocco (Italy)

- A-1088** THE IDEAL TENDON REPAIR TECHNIQUE
Maddalena Bertolini | *Italy*
15 min
- A-1089** PULLEY VENTING AND RECONSTRUCTION: HOW AND WHEN
Thomas Giesen | *Switzerland*
10 min
- A-1090** EVALUATION OF IMPACT OF WALANT ANESTHESIA ON FLEXOR TENDON SURGERY
Maurizio Calcagni | *Switzerland*
10 min
- A-1091** THE EVOLUTION OF REHABILITATION APPROACHES IN ZONE II FLEXOR REPAIR
Jane M Fedorczyk | *USA*
15 min
- A-1092** TREATMENT OF SURGICAL COMPLICATIONS
David Elliot | *UK*
15 min
- A-1093** WHAT CAN BE DONE IN CASE OF DELAYED REFERRAL?
Rose Luciano | *Italy*
10 min
- A-1094** ARE RUPTURES REALLY WORSE THAN ADHESIONS? WHAT TO EXPECT FROM A 2ND REPAIR AND TENOLYSIS?
Juliana Larocerie-Salgado | *Canada*
15 min
- Discussion**
20 min

	ROOM CASTELLO
13:45-15:30	SS38 NERVE / PAIN / TMR

Chairs: Tim Hems (UK), Giancarlo Caruso (Italy)

- A-0126** NEUROPATHIC PAIN IN THE DONOR-SITE FOLLOWING FREE FIBULA FLAP HARVEST: A MULTICENTER STUDY ON INCIDENCE, PROGNOSTIC FACTORS AND QUALITY OF LIFE
Luca Bruin¹, Caroline A Hundepool¹, Liron Duraku², Caroline Driessen², Hay Winters², Marc Mureau¹, J Michiel Zuidam¹ | ¹*Erasmus University Medical Center, Rotterdam, the Netherlands;* ²*Amsterdam University Medical Center, Amsterdam, the Netherlands*
6 min
- A-0352** THE EFFICACY OF BOTULINUM TOXIN FOR MANAGING UPPER LIMB NEUROPATHIC PAIN
Oliver Bloom, Molola Oyewole, David Pang, Lauren Uppal | *Guy's and St Thomas' Hospitals, UK*
6 min
- A-0476** A COHORT STUDY ON NEUROPATHIC PAIN OF THE SUPERFICIAL BRANCH OF THE RADIAL NERVE – FACTORS INFLUENCING SURGICAL OUTCOME
I Besmens, Th Enderlin, V Nietispach, S Brackertz, M Calcagni | *Department of Plastic Surgery and Hand Surgery, University Hospital Zurich, Zurich, Switzerland*
6 min
- A-0516** COMPLEX REGIONAL PAIN SYNDROME (CRPS) IN THE UPPER EXTREMITY -RISK FACTORS AND OUTCOME
Erika Nyman^{1,2}, Astrid Parinder³, Ellen Lyckegård Finn³, Lars. B. Dahlin^{2,3,4} | ¹*Department of Hand Surgery, Plastic Surgery and Burns, Linköping University Hospital, Linköping, Sweden;* ²*Department of Biomedical and Clinical Sciences, Linköping University, Linköping, Sweden;* ³*Department of Translational Medicine – Hand Surgery, Lund University, Malmö, Sweden;* ⁴*Department of Hand Surgery, Skåne University Hospital, Malmö, Sweden*
6 min
- A-0605** OUTCOME AFTER DIAGNOSIS AND TREATMENT OF COMPLEX REGIONAL PAIN SYNDROME (CRPS) IN THE UPPER EXTREMITY - A CROSS SECTIONAL STUDY OF PHYSICAL SYMPTOMS AND PSYCHOLOGICAL HEALTH IN LONG-TERM
Lars. B. Dahlin^{1,2,3}, Ellen Lyckegård^{1,2}, Astrid Parinder^{1,2}, Erika Nyman^{3,4} | ¹*Department of Translational Medicine – Hand Surgery, Lund University, Malmö, Sweden;* ²*Department of Hand Surgery, Skåne University Hospital, Malmö, Sweden;* ³*Department of Biomedical and Clinical Sciences, Linköping University, Linköping, Sweden;* ⁴*Department of Hand Surgery, Plastic Surgery and Burns, Linköping University Hospital, Linköping, Sweden*
6 min
- A-0708** DENERVATION OF THE PROXIMAL INTERPHALANGEAL JOINT
Katherine Browne, Michelle Spiteri | *Department of Hand and Wrist Surgery, Nuffield Orthopaedic Centre, Oxford Oxford University Hospitals NHS Foundation Trust, Oxford, UK*
6 min

- A-0367** DENERVATION AS A TREATMENT STRATEGY FOR PAIN IN HAND OSTEOARTHRITIS: A SYSTEMATIC LITERATURE REVIEW
C. van der Meulen¹, L.A. van de Stadt¹, A. Claassen², F.P.B. Kroon³, M.J.P.F. Ritt⁴, F.R. Rosendaal⁵, S.E.S. Terpstra¹, A.J.H. Vochteloo⁶, M. Kloppenburg¹ | ¹*Leiden university medical Center, department of Rheumatology, Leiden, the Netherlands;* ²*Dutch Society for Rheumatology;* ³*Zuyderland Medical Center, Department of Rheumatology, Heerlen, the Netherlands;* ⁴*Amsterdam University Medical Center, department of Plastic, Reconstructive and Hand Surgery, Amsterdam, the Netherlands;* ⁵*Leiden university medical Center, department of Clinical Epidemiology, Leiden, the Netherlands;* ⁶*OCON orthopedic clinic, Hengelo, the Netherlands*
6 min
- A-0290** PREVALENCE OF POST-TRAUMATIC NEUROPATHIC PAIN AFTER DIGITAL NERVE REPAIR AND FINGER AMPUTATION
J.W.D. de Lange¹, L.S. Duraku², D.M. Power³, V. Rajaratnam⁴, M.J.W. van der Oest¹, R.W. Selles^{1,5}, F.J.P.M. Huygen⁶, C.A. Hundepool¹, J.M. Zuidam¹ | ¹*Department of Plastic, Reconstructive and Hand Surgery, Erasmus Medical Centre, Rotterdam, The Netherlands;* ²*Department of Plastic, Reconstructive and Hand Surgery, Amsterdam UMC, Amsterdam, The Netherlands;* ³*Hand and Peripheral Nerve Surgery Service, Queen Elizabeth Hospital, Birmingham, UK;* ⁴*Department of Trauma and Orthopaedics, Khoo Teck Puat Hospital, Singapore;* ⁵*Department of Rehabilitation Medicine, Erasmus Medical Centre, Rotterdam, The Netherlands;* ⁶*Department of Anesthesiology, Center of Pain Medicine, Erasmus Medical Centre, Rotterdam, the Netherlands*
6 min
- A-0555** LONG-TERM OUTCOMES OF TARGETED MUSCLE REINNERVATION FOR THE TREATMENT OF NEUROPATHIC PAIN: A CROSS-SECTIONAL STUDY
Mirte Langeveld^{1,2}, Romy Bosman^{1,2}, Caroline A. Hundepool¹, Christopher McGhee², Liron S. Duraku³, J. Michiel Zuidam¹, Dominic M. Power² | ¹*Department of Plastic, Reconstructive Surgery and Handsurgery, Erasmus Medical Center Rotterdam, the Netherlands;* ²*Hand and Peripheral Nerve Injury Service, Queen Elizabeth Hospital, University Hospitals Birmingham NHS Foundation Trust, United Kingdom;* ³*Department of Plastic, Reconstructive Surgery and Handsurgery, Amsterdam UMC, the Netherlands*
6 min
- A-0560** TARGETED MUSCLE REINNERVATION FOR THE SURGICAL TREATMENT OF PAINFUL NEUROMA IN NON-AMPUTEES PATIENTS
Mirte Langeveld¹, Caroline A. Hundepool¹, Liron S. Duraku², J. Michiel Zuidam¹ | ¹*Department of Plastic, Reconstructive Surgery and Handsurgery, Erasmus Medical Center Rotterdam, the Netherlands;* ²*Department of Plastic, Reconstructive Surgery and Handsurgery, Amsterdam UMC, the Netherlands*
6 min

- A-0613** THE DOUBLE-OPPOSING ADIPOFASCIAL INTERPOSITION FLAP: A NOVEL TECHNIQUE TO PREVENT SCAR TETHER AND SYMPTOMATIC NEUROMA OF THE SUPERFICIAL RADIAL NERVE AFTER TRAUMA
 Chane Kulenkampff, Rajan Choudhary, Niall O'Hara, Samuel George | ¹The HaPPeN Research Group, Institute of Translational Medicine, Birmingham, UK; ²The Birmingham Hand Centre, University Hospitals Birmingham NHS Foundation Trust, UK; ³The Peripheral Nerve Injury Service, University Hospitals Birmingham NHS Foundation Trust, UK
 6 min
Discussion

Friday, 12 May 2023

	ROOM TEMPIO
13:45-15:30	SS40 ULNAR WRIST PAIN

Chairs: Berthold Bickert (Germany), Della Rosa Norman (Italy)

- A-0768** MODIFIED HEMIREESECTION INTERPOSITION ARTHROPLASTY FOR DISTAL RADIOULNAR JOINT OSTEOARTHRITIS
 Shohei Omokawa, Takamasa Shimizu, Naoki Minami, Mitsuyuki Nagashima, Yasuaki Nakanishi, Kenji Kawamura, Yasuhito Tanaka | *Nara Medical University, Nara, Japan*
 6 min
- A-0223** DARRACHS RESECTION FOR DRUJ ARTHROSIS; NOT AN UNCOMPLICATED PROCEDURE
 Ole Reigstad¹, Rasmus Thorkildsen², Maria Vatne², Trygve Holm-Glad², Johanne Korslund², Magne Røkkum² | ¹*Orthopedic department, Martina Hansens Hospital, Norway;* ²*Hand- and Microsurgery department, OUS-Rikshospitalet, Norway*
 6 min
- A-0343** DOES SHAPE SYMMETRY EXIST IN THE LUNATE BONE? TOWARDS DEVELOPMENT OF A PATIENT-SPECIFIC LUNATE IMPLANT
 Johan van der Stok^{1,2}, Nazli Tümer³, Gert Jan Kleinrensink⁴, Ian Blom¹, Olivier Hiemstra^{1,3}, Wilrik Crezee^{1,3}, Rui No Lima^{1,3}, Nina Mathijssen¹, Amir Zadpoor³, Gerald Kraan¹ | ¹*Reinier Haga Orthopaedic Hospital, Zoetermeer, The Netherlands;* ²*University Hospital Limerick, Limerick, Ireland;* ³*Technological University Delft, Delft, The Netherlands;* ⁴*Erasmus University, Rotterdam, The Netherlands*
 6 min
- A-0097** LONG-TERM OUTCOME OF THE SAUVÉ-KAPANDJI PROCEDURE IN PATIENTS WITH POSTTRAUMATIC DISORDERS OF THE DISTAL RADIOULNAR JOINT
 Gijs Debeij, Pascal Hannemann, Jan Ten Bosch | *Maastricht University Medical Center, Maastricht, The Netherlands*
 6 min

- A-0331** STABILIZATION OF THE DISTAL RADIOULNAR JOINT USING A DISTAL OBLIQUE BUNDLE AUGMENTATION
Priscilla A Jawahier¹, Zulfi O Rahimtoola², Niels WL Schep¹ | ¹*Maasstad hospital, Rotterdam, the Netherlands;* ²*The Royal Berkshire Hospital, Reading, Berkshire, United Kingdom*
6 min
- A-0937** COMPLICATIONS OF ULNAR IMPACTION SYNDROME TREATMENT: DISTAL RADIUS LENGTHENING OSTEOTOMY VS. ULNAR SHORTENING OSTEOTOMY
Joana Lebre da Silva, Sergi Barrera-Ochoa, Sergi Alabau Rodriguez, Tryno Muñoz Perdomo, Osman Benavides Gonzales, Xavier Mir Bulló | *ICATME - Dexeus University Hospital, Barcelona, Spain*
6 min
- A-0955** A NEW ARTHROSCOPIC CLASSIFICATION OF TFCC DISORDERS
G Herzberg, M Burnier, L Ly, T Nakamura | *Lyon, France*
6 min
- A-0515** OUR TREATMENT ALGORITHM OF KIENBÖCK DISEASE, BASED ON DIFFERENT SURGICAL TECHNIQUES REGARDING CLASSIFICATION SYSTEM (LICHTMAN)
Margarita Kateva, Kalin Angelov, Kalin Dimitrov, Nikola Simeonov, Iliyana Marcheva, Elena Apostolu | *Clinic of hand surgery and reconstructive surgery, UMHAT Sofamed, Sofia, Bulgaria*
6 min
- A-0548** STAGE 3 KIENBOCK DISEASE: A NEW FIXATION TECHNIQUE FOR CUSTOM MADE LUNATE PROSTHESIS
Giorgio Antonietti, Priscilla Di Sette, Daniele Paravani, Ilaria Pignatale, Michele Rampoldi | *C.T.O. A. Alesini, Roma, Italy*
6 min
- A-0824** COMBINED ARTHROSCOPIC WAFER RESECTION AND TRIANGULAR FIBRO-CARTILAGE COMPLEX DEBRIDEMENT VERSUS ULNAR SHORTENING DIAPHYSEAL OSTEOTOMY IN MANAGEMENT OF ULNAR IMPACTION SYNDROME
Ahmed G El-Tayar, Mohamed Ghazal, Ibrahim Rakha, Asser Sallam | *Suez Canal University Hospitals, Ismailia, Egypt*
6 min
- A-0024** DO TRIANGULAR FIBROCARTILAGE COMPLEX FOVEAL INJURIES AFFECT THE CLINICAL OUTCOME OF ULNAR SHORTENING OSTEOTOMY FOR ULNAR IMPACTION SYNDROME?
Masahiro Tatebe, Michiro Yamamoto, Shigeru Kurimoto, Katsuyuki Iwatsuki, Hidemasa Yoneda, Hitoshi Hirata | *Department of Hand Surgery, Nagoya University Graduate School of Medicine, Nagoya, Japan*
6 min

Discussion

	ROOM ARCO
13:45-15:30	SS39 NEW TECHNOLOGIES 1

Chairs: Gerald Kraan (The Netherlands), Nicola Bizzotto (Italy)

- A-0128** COLD ABLATION ROBOT-GUIDED LASER OSTEOATOMY IN HAND, WRIST AND FOREARM SURGERY – A FEASIBILITY STUDY
 Enrico Coppo^{1,2}, Maximilian Hofer^{2,3}, Magdalena Müller-Gerbl⁴, Philipp Honigmann^{1,2,5} | *¹Hand and Peripheral Nerve Surgery, Department of Orthopaedic Surgery and Traumatology, Kantonsspital Baselland (Bruderholz, Liestal, Laufen), Bruderholz, Switzerland; ²Medical Additive Manufacturing, Department of Biomedical Engineering, University Basel, Switzerland; ³Faculty of Medicine, University of Basel, Switzerland; ⁴Institute of Anatomy, University of Basel, Switzerland; ⁵Amsterdam UMC, University of Amsterdam, Department of Biomedical Engineering and Physics, Amsterdam Movement Sciences, Amsterdam, The Netherlands*
 6 min
- A-0670** PRELIMINARY STUDY ON THE USE OF INDOCYANINE GREEN IN THE DECISION-MAKING ALGORITHM OF COMPLEX HAND TRAUMA
 Alfio Luca Costa, Vincenzo Vindigni, Cesare Tiengo, Franco Bassetto | *Clinic of Plastic Surgery, Neuroscience Department, Azienda Ospedale Università di Padua, Padua, Italy*
 6 min
- A-0404** ROBOTIC MICROSURGERY, THE FUTURE FOR HANDSURGEONS?
 Tom van Mulken, Yasmine Jonis, Shan Shan Qiu Shao | *Maastricht University Hospital, Maastricht, The Netherlands*
 6 min
- A-0436** ALGORITHM VERSUS EXPERT: IS A PREDICTION MODEL BETTER THAN HAND SURGEONS IN PREDICTING SYMPTOM IMPROVEMENT FOLLOWING CARPAL TUNNEL RELEASE?
 Nina L. Loos^{1,2}, Lisa Hoogendam^{1,2,3}, J. Sebastiaan Souer³, Jeroen H. van Uchelen³, Robbert M. Wouters^{1,2}, Harm P. Slijper³, Ruud W. Selles^{1,2} | *¹Department of Rehabilitation Medicine, Erasmus MC University Medical Center, Rotterdam, The Netherlands; ²Department of Plastic, Reconstructive, and Hand Surgery, Erasmus MC University Medical Center, Rotterdam, The Netherlands; ³Hand and Wrist Center, Xpert Clinics, Eindhoven, the Netherlands*
 6 min
- A-0588** ENDOSCOPIC TRANSRETINACULAR CARPAL TUNNEL RELEASE - A NEW PROCEDURE
 Ivo Tarfusser¹, Markus Mariacher², Wilhelm Berger², Thomas Tarfusser³, Frank Nienstedt¹ | *¹Centro di Chirurgia Sant'Anna, Merano, Italy; ²General Hospital, Merano, Italy; ³Hospital Vipiteno, Italy*
 6 min
- A-0231** DEVELOPMENT OF A SCREENING METHOD FOR CERVICAL MYELOPATHY BY HAND MOVEMENTS USING MACHINE LEARNING
 Eriku Yamada¹, Takuya Ibara², Akiko Yamamoto¹, Kazuya Tsukamoto¹, Koji Fujita² | *¹Department of Orthopaedic and Spinal Surgery, Graduate School of Medical and Dental Sciences, Tokyo Medical and Dental University, Tokyo, Japan; ²Department of Functional Joint Anatomy, Graduate School of Medical and Dental Sciences, Tokyo Medical and Dental University, Tokyo, Japan*
 6 min

- A-0703** REVIEW OF DEFORMITY FOLLOWING DISTAL RADIUS FRACTURE MALUNION – THE CORRECTION NEEDED TO RESTORE ANATOMY IN PATIENT SPECIFIC OSTEOTOMIES
Soha Sajid¹, Johannes Winker², Simon Pickard³ | ¹*Dudley Group of Hospitals, Dudley, UK;* ²*KLS Martin;* ³*Robert Jones and Agnes Hunt Orthopaedic Hospital, Oswestry, UK*
6 min
- A-0739** 3D PRINTED, PATIENT-SPECIFIC SCAPHOID PROSTHESIS AS A TREATMENT OPTION FOR NON-RECONSTRUCTABLE SCAPHOID NONUNIONS
Willem Geuskens, Eline Stroobants, Kathleen Janssens, Frederik Verstreken | *AZ Monica Hospital, Antwerp, Belgium*
6 min
- A-0873** A NEW METHOD OF DETECTING TISSUE ISCHEMIA – THE ISCALERT STUDY
Johanne Korslund¹, Rasmus Thorkildsen¹, Espen Lindholm², Tor-Inge Tønnessen^{1,3}, Magne Røkkum^{1,3} | ¹*Hand and microsurgery department, Oslo University Hospital, Norway;* ²*Division of Emergencies and Intensive Care, Oslo University Hospital, Norway;* ³*Institute of Clinical Medicine, University of Oslo, Norway*
6 min
- A-0612** RESECTION OF HIGH FLOW VASCULAR MALFORMATIONS WITH TRANSOPERATIVE SUPERSELECTIVE EMBOLIZATION
Alfonso Echeverria¹, Andrea Embarcadero¹, Melissa De Anda¹, Antonio Ugalde¹, Jorge Clifton², Carlos Zaldivar¹, Roció Enríquez¹, Guadalupe Guerrero¹, Rafael Reynoso¹ | ¹*General Hospital, Mexico City, Mexico;* ²*Autonomous University of Guadalajara, Jalisco, Mexico*
6 min

Discussion

Friday, 12 May 2023

	ROOM ARENGO
13:45-15:30	SS36 COMPLICATIONS IN CTS SURGERY

Chairs: Andrew Chin (Singapore), Alberto Lazzarini (Italy)

- A-1424** HISTORY OF CTS RELEASE
Peter Amadio | *USA*
12 min
- A-1425** CTS OPEN RELEASE: TEN COMMANDMENTS TO PREVENT COMPLICATIONS
Michele Riccio | *Italy*
12 min
- A-1426** CLASSIFICATION OF FAILED CTS SURGERY
Riccardo Luchetti | *Italy*
12 min

- A-1427** WHICH IS THE BEST METHOD TO EVALUATE THE MEDIAN NERVE IN FAILED CTR: THE PLACE OF THE HIGH-RESOLUTION ULTRASONOGRAPHY VERSUS EMG
Luca Padua | *Italy*
20 min
- A-1428** MANAGEMENT AND RESULTS OF FAILED CTR
Tahseen Chaudhry | *UK*
12 min
- A-1429** THE CHALLENGE OF DEFINING PERSISTENT AND RECURRENT CTS: THE FIRST STEP OF THE DELPHI STUDY
Brigitte van der Heijden, Ritsaart Westenberg | *The Netherlands*
20 min
- Discussion**
10 min

Friday, 12 May 2023

	ROOM BORGIO
13:45-14:45	SS45 PREVENTION
A-1193	STRATEGY OF FESSH HAND INJURY PREVENTION SUBGROUP Anna de Leo <i>UK</i> 15 min
A-1194	PREVENTION OF HAND INJURIES Zoe Dailiana <i>Greece</i> 15 min
A-1195	REVIEW OF EPIDEMIOLOGICAL DATA, FIRST STEP OF MANAGEMENT Dionysia Vasdeki <i>Greece</i> 15 min
	Discussion 15 min

Friday, 12 May 2023

	ROOM LAVATOIO
13:45-14:45	SS90 UP-TO-DATE ON TRAUMATIC BRACHIAL PLEXUS LESIONS
	Chairs: Nicola Felici, Marios Vekris
A-1402	DIAGNOSIS AND TIMING FOR TRAUMATIC BRACHIAL PLEXUS REPAIR Joaquim Casanas <i>Spain</i> 10 min

- A-1403** PLEXUS EXPLORATION AND FOLLOWING STRATEGY IN UPPER PLEXUS PALSIES
Nicola Felici | *France*
10 min
- A-1404** FROM CLASSIC REPAIR TO NERVE TRANSFERS
Jean Noel Goubier | *Italy*
10 min
- A-1405** THE USE OF CONTRALATERAL C7 IN TOTAL PALSIES
Paolo Titolo, Bruno Battiston | *Germany*
10 min
- Discussion**
20 min

Friday, 12 May 2023

	ROOM MARINA
13:45-15:30	ST37 TELEREHABILITATION, INNOVATION AND POST-PANDEMIC PRACTICE IN HAND THERAPY

Chairs: K Fournier (UK), Davide Giulian (Italy)

- A-1031** IS TELEREHABILITATION HERE TO STAY?
K Fournier | *UK*
15 min
- A-1033** VIRTUAL ASSESSMENT OF THE RANGE OF MOTION
L Newington | *UK*
15 min
- A-1034** ARE WE OVER TREATING - WHAT HAPPENS WHEN WE STOP PROVIDING TREATMENT FOR SOME OF OUR PATIENTS?
K Fournier | *UK*
15 min
- A-1035** THEORY OF GAMIFICATION AND INTEGRATION INTO HAND THERAPY
N Goldsmith | *UK*
15 min
- A-1036** RE-HAND - EVIDENCE BASE OF A TELE-REHABILITATION DEVICE
A Suero Pineda | *Spain*
15 min
- A-1037** VIRTUAL FRACTURE CLINIC
E Pereira | *UK*
15 min
- Discussion**
15 min

Friday, 12 May 2023

	ROOM PARCO
13:45-15:30	ST47 ALL ABOUT THE PROCESS BECOMING AN ECHT
	Chairs: Georgia Petta (Greece), Terese Aglen (Norway), Kathleen Meeûs (Belgium), Vera Beckmann-Fries (Switzerland)
A-1481	WELCOME 10 min
A-1482	ECHT - SHORT INTRODUCTION Georgia Petta <i>Chair EC-EFSHT; President of Greek HT Society</i> 5 min
A-1483	THE ECH PROCESS Terese Aglen <i>Norway; EFSHT- ECHT Coordinator</i> 10 min
A-1484	TIPS HOW TO START THE PROCESS OF BECOMING AN ECHT Karin Boer-Vreeke <i>The Netherlands; EFSHT President Elect</i> 10 min
	Questions from the audience/ Google Form 10 min
A-1485	TIPS FOR EFFECTIVELY PREPARING CASE STUDIES FOR YOUR ECHT PORTFOLIO Sarah G. Ewald <i>Handtherapie, Zürich, Switzerland</i> 10 min
A-1486	POSSIBLE PITFALLS APPLYING FOR THE ECHT Kathleen Meeûs <i>Medihand, Belgium; EFSHT Promotion Member</i> 10 min
A-1487	THE JOURNEY OF A CERTIFIED ECHT: REFLECTIONS ON CHALLENGES, ACHIEVEMENTS, AND GROWTH Angeliki Vervainioti <i>Greek delegate for EFSHT</i> 10 min
	Discussion 15 min

ROOM WORKSHOP B

13:45-15:30 ST38 EFSHT STUDYATHON - PART 2

Chairs: R. Wouters (The Netherlands), A. Ørts (Denmark)

Please note that this workshop is divided in two sessions, one is on Thursday May 11th (13.45-15.30h) and the other on Friday May 12th (again 13.45-15.30h)

Session chairs: dr. R. Wouters, dr. A. Ørts

Other session faculty:

- Prof. dr. R. Selles, Erasmus MC
- Lisa Hoogendam, MSc, Erasmus MC and Xpert Clinics
- Yara van Kooij, MSc, Erasmus MC and Xpert Hand Therapy
- Nina Loos, Erasmus MC
- Marloes ter Stege, MSc, Erasmus MC and Xpert Clinics

With the dataset of the Hand Wrist Study Group Cohort (www.handwriststudygroup.org), we will do real-time data analysis and answer research questions brought up by the audience. 3-4 researchers with programming skills of the Hand Wrist Study Group (the so-called 'hackers') will lead subgroups and do the analysis. In subgroups, participants will discuss and interpret the result and prepare a presentation with the outcomes. Furthermore, there will be short lectures about the research process involved in the analysis of 'real-world clinical data' or registry data.

Therefore, if you have an interest in research, a clinical research question that you want to answer, or want to know more about the research process when analyzing real-world clinical data, from data to results, you should sign up for this session!

If you register for this workshop, please also fill out this form for us: <https://forms.gle/HrGHVjZ5yzAV7ioZ8>

Workshop day 1 (Thursday, May 11th, 13:45 - 15:30)

Introduction to the Hand Wrist Study Group Cohort (10 min)

Brainstorm research questions/ideas in groups (10-15 min)

Presentations (20 min):

- Data included in the Hand Wrist Study Group Cohort
- How to define a research question
- How to assess data from the cohort (outcomes, time points, analysis)

(During the presentations, "hackers" from the Hand Wrist Study Group select feasible ideas from the brainstorming)

In subgroups: (60 min)

- Define an answerable and specific research question
- Specify how to answer the research question (the protocol)
- Make an "analysis protocol" (including a draft for table 1)

Workshop day 2 (Friday, May 12th, 13:45 - 15:30)

In subgroups: (60 min)

- The "hackers" present results to the group (figures and tables)
- Group discussion about how to interpret the result, limitations, etc., and when needed tweak the figures and tables
- Each group will prepare a short PowerPoint presentation of their findings and discussions

Presentation from the three groups (10 min each (30 min))

Discussions and questions (15 min)

- A-1076** WORKSHOP 05: HAND SURGERY AND THERAPY RESEARCH: THE EFSHT STUDYATHON
 Alice Ørts, Robbert Wouters | *Denmark, The Netherlands*
 105 min
- Discussion**

Friday, 12 May 2023

	ROOM BORGIO
14:45-15:30	SS50 YEHS

Chairs: Camillo Fulchignoni, Jonathan Hobby, Letizia Marengi

- A-1267** YEHS PRESENTATION
 Camillo Fulchignoni | *Italy*
 3 min
- A-1268** CHOOSING A JOB AND MANAGING YOUR FIRST YEAR AS CONSULTANT
 Jonathan Hobby | *UK*
 6 min
- New working settings**
- A-1269** TEAM AS ONE: PROS AND CONS OF WORKING IN A TEAM
 Marina Brndusic | *Serbia*
 5 min
- A-1270** BALANCING CLINICAL AND MANAGERIAL RESPONSIBILITIES
 Sergi Alabau | *Spain*
 5 min
- A-1271** STAYING MOTIVATED DURING TOUGH TIMES
 Macarena Vizcay | *Argentina/Italy*
 6 min
- A-1272** CONTINUED LEARNING: WHEN AND HOW TO TAKE THE EBHS EXAM
 Julia Ruston | *UK*
 5 min
- A-1273** BENEFITS OF INTERNATIONAL NETWORKING
 Giuseppe Rovere | *Italy*
 5 min
- Discussion**
 10 min

Friday, 12 May 2023

	ROOM ANFITEATRO
16:00-17:00	SS44 IMAGING MEETS ARTHROSCOPY IN SL INSTABILITY
	Chairs: Gernot Schmidle (Austria), Jane Messina (Italy)
A-1414	WHAT THE SURGEON NEEDS TO STAGE SL INSTABILITY? A Lluch <i>Spain</i> 15 min
A-1415	WHAT IMAGING CAN OFFER IN SL INSTABILITY? TJ Dietrich 10 min
A-1416	WHAT ARTHROSCOPY CAN OFFER IN SL INSTABILITY? F Corella <i>Spain</i> 10 min
A-1417	REBUTTAL: IMAGING IN SL INSTABILITY A Bazzocchi <i>Italy</i> 5 min
A-1418	REBUTTAL: ARTHROSCOPY IN SL INSTABILITY S De Santis <i>Italy</i> 5 min
	Discussion 15 min

Friday, 12 May 2023

	ROOM CASTELLO
16:00-18:00	SS46 BRACHIAL PLEXUS / PALSY
	Chairs: Nicola Felici (Italy), Joaquim Casanas Sintes (Spain)
A-0681	BRACHIAL PLEXUS INJURIES ASSOCIATED WITH VASCULAR LESIONS: PRIMARY OR DELAYED EMERGENCY VS SECONDARY REPAIR Teodor Stamate ¹ , Camelia Tamas ¹ , Radu Budurca ¹ , Mariana Stamate ^{2,1} , Ionut Topa ¹ ¹ University of Medicine and Pharmacy "GrTPopa" Iasi, Romania; ² Laboratory of Neurophysiology – Neurosurgery Hospital, Iasi, Romania 6 min
A-0754	TRAPEZIUS ELBOW FLEXOLASTY: A NOVEL TECHNIQUE TO RESTORE SHOULDER AND ELBOW FUNCTION IN LATE PREGANGLIONIC PAN-PLEXUS INJURIES Khalid Masood, Kashif Shafi, Khalid Zulfiqar Qureshi <i>Hand and Upper Limb Surgery Center, CMH Lahore Medical College Lahore, Pakistan</i> 6 min

- A-0147** SURGICAL MANAGEMENT OF RADIATION-INDUCED BRACHIAL PLEXOPATHY: A REVIEW OF LITERATURE
Mira Shoukry, Shelley S Noland | *Mayo Clinic, Phoenix, Arizona, USA*
6 min
- A-0188** RECONSTRUCTIVE STRATEGY IN UPPER BRACHIAL PLEXUS INJURIES
Nicola Felici¹, Camillo Fulchignoni², Daniele Tosi¹, Pietro Delle Femmine¹, Matteo Ornelli¹, Giovanni Ruocco¹ | ¹*UOC Chirurgia ricostruttiva degli Arti. Ospedale San Camillo, Roma, Italy;* ²*Department of Orthopaedics - Hand Surgery Unit, Fondazione Policlinico Universitario A. Gemelli IRCCS, Roma - Università Cattolica del Sacro Cuore, Rome, Italy*
6 min
- A-0189** IS IT POSSIBLE TO USE FLEXOR CARPI ULNARIS AS DONOR IN TENDON TRANSFER IN C5-C6-C7 BRACHIAL PLEXUS PALSY AFTER OBERLIN NEUROTIZATION?
Nicola Felici¹, Camillo Fulchignoni², Stefania Bassini³, Valentina Ceconato⁴, Daniele Tosi¹, Matteo Ornelli¹, Giovanni Ruocco¹, Pietro Delle Femmine¹ | ¹*UOC Chirurgia ricostruttiva degli Arti. Ospedale San Camillo, Roma, Italy;* ²*Department of Orthopaedics - Hand Surgery Unit, Fondazione Policlinico Universitario A. Gemelli IRCCS, Roma - Università Cattolica del Sacro Cuore, Rome, Italy;* ³*Division of Hand Surgery and Microsurgery, Azienda Ospedaliero-Universitaria di Modena, Modena, Italy;* ⁴*Division of Hand Surgery and Microsurgery, Ospedali Riuniti di Ancona, Ancona, Italy*
6 min
- A-0692** NERVE TRANSFERS FOR RESTORING ELBOW FLEXION IN BRACHIAL PLEXUS PALSY
Teodor Stamate¹, Camelia Tamas¹, Radu Budurca¹, Gabriel Mazilu, Mariana Stamate², Ionut Topa¹ | ¹*University of Medicine and Pharmacy "GrTPopa" Iasi, Romania;* ²*Laboratory of Neurophysiology – Neurosurgery Hospital, Iasi, Romania*
6 min
- A-0799** EFFECT OF SHORTER NERVE GRAFT AND SELECTIVE MOTOR RECIPIENT NERVE ON NERVE TRANSFER SURGERY FOR RESTORATION OF ELBOW FLEXION IN TRAUMATIC BRACHIAL PLEXUS PALSY
Panai Laohaprasitiporn¹, Kanapot Pengked², Yuwarat Monteerarat¹, Roongsak Limthongthang¹, Torpon Vathana¹ | ¹*Department of Orthopaedic Surgery, Faculty of Medicine Siriraj Hospital, Bangkok, Thailand;* ²*Walailak University, Nakhon Si Thammarat, Thailand*
6 min
- A-0052** SHOULDER EXTERNAL ROTATION RECOVERY IN OBSTETRICAL BRACHIAL PLEXUS PALSY: SURGICAL STRATEGY, LONG TERM FOLLOW UP AND DECISIONAL ALGORITHM
FM Senes¹, A. Valore², N. Catena³ | ¹*Consultant at Hand Surgery Unit Department – University Hospital SGiuseppe Multimedica Group, Milano, Italy;* ²*Consultant at Hand Surgery Unit, Pederzoli Hospital, Peschiera del Garda (VR), Italy;* ³*Head of Reconstructive Surgery and Hand Surgery Unit – IRCCS Istituto G Gaslini Genova, Italy*
6 min
- A-0575** SHOULDER CONTRACTURE FOLLOWING OBPI
Grey Giddins, James Fagg | *Royal United Hospitals, Bath, UK*
6 min

A-0176 OBSTETRICAL SHOULDER: REMODELING IN CHILDREN OPERATED AT THE AGE OF MORE THAN 05 YEARS OLD; ABOUT 13 CASES
Samir Razali | *Amir Clinic, Medea, Algeria*
6 min

A-0191 SHORT-TERM OUTCOME AFTER ISOLATED HSN OF THE ELBOW FLEXORS ASSESSED VIA 3D MOTION ANALYSIS AND SURFACE EMG
Mirjam Thielen, Julia Glaser, Anna Pennekamp, Ursula Trinler, Leila Harhaus | *BG Klinik Ludwigshafen, Ludwigshafen, Germany*
6 min

Discussion

Friday, 12 May 2023

	ROOM TEMPIO
16:00-17:00	SS48 WHAT CAN GO WRONG IN THUMB CMC SURGERY?

Chairs: Benjamin Panzram, Piotr Czarnecki

A-1124 TRAPEZIECTOMY
Massimo Corain | *Italy*
15 min

A-1125 REPLACEMENT
Joris Duerinckx | *Belgium*
15 min

A-1126 ROUND TABLE AND CROSSFIRE DISCUSSION
All faculty
30 min

Friday, 12 May 2023

	ROOM ARCO
16:00-18:00	SS47 NEW TECHNOLOGIES 2

Chairs: Bassetto Franco (Italy), Camillo Fulchignoni (Italy)

A-0137 FIRST EXPERIENCES WITH THE FEELING HAND PROSTHESIS (FEELIX) AFTER TSR SURGERY FOR PREVENTION AND TREATMENT OF PHANTOM LIMB PAIN AND NEUROPATHIC PAIN
Alexander Gardetto¹, Rainer Schultheis², Wolfgang Schaden³, Gernot Müller-Putz⁴, Kyriaki Kostoglou⁴, Valeira Mondini⁴, Johannes Grillari⁵, Jennifer Ernst⁶ | ¹*Centre for Plastic, Aesthetic and Reconstructive Surgery with Hand Surgery. Reference Centre for Bionic Prosthetics. Brixsana Private Clinic, Bressanone, Italy;* ²*Saphenus Medical Technology, Vienna, Austria;* ³*AUVA Medical Directorate, Vienna, Austria;* ⁴*Institute of Neural Engineering, University of Technology Graz, Austria;* ⁵*Ludwig Boltzmann Institute for Traumatology. The Research Center in Cooperation with AUVA, Vienna;* ⁶*Department of Traumatology, University of Hannover, Germany*
6 min

- A-0246** THE SCAPHIX STUDY: COHORT ANALYSIS OF A CUSTOMIZED PERCUTANEOUS 3D-PRINTED GUIDE FOR SCAPHOID FIXATION
 Francesc A. Marcano-Fernández, Ferran Fillat-Gomà, Jaume Cámara-Cabrera J, Corona Poy-Gual, Alexandre Berenguer | *Hand Surgery Department, Parc Taulí Hospital Universitari, Institut d'Investigació i Innovació Parc Taulí I3PT, Universitat Autònoma de Barcelona, Sabadell (Barcelona), Spain*
 6 min
- A-0475** ROBOTIC MICROSURGERY IN EXTREMITY RECONSTRUCTION, FIRST EXPERIENCES WITH A NOVEL ROBOTIC SYSTEM
 Inga Besmens, Maurizio Calcagni | *Department of Plastic Surgery and Hand Surgery, University Hospital Zurich, Zurich, Switzerland*
 6 min
- A-0915** WORKING SMART WITH EXCEL: USING FORMULAE TO EXTRACT AND ANALYSE SURGICAL DATA
 Rajan Choudhary², Chane Kulenkampff^{1,2,3}, Kathryn Dickson², Samuel George^{1,2,3} | *The HaPPeN Research Group, Institute of Translational Medicine, Birmingham, UK; ²The Birmingham Hand Centre, University Hospitals Birmingham NHS Foundation Trust, UK; ³The Peripheral Nerve Injury Service, University Hospitals Birmingham NHS Foundation Trust, UK*
 6 min
- A-0150** FABRICATION OF ALIGNED COLLAGEN COATED POLYGLYCOLIC ACID (PLGA) NANOFIBRES WITH DENTAL PULP STEM CELLS (DPSCS) NERVE CONDUIT FOR TREATMENT OF PERIPHERAL NERVE INJURY
 Hafizatul Akmar Hussin¹, Nor Hazla Mohamed Hafilah¹, Mohamad Amiruddin Abdul Razak¹, Soon Yong Thow¹, Amaramalar Selvi Naicker¹, Ohnmar Htwe¹, Yogeswaran Lokanathan², Shalimar Abdullah¹, Min Hwei Ng² | *¹Department of Orthopaedic and Traumatology, Universiti Kebangsaan, Malaysia; ²Tissue Engineering Centre, Universiti Kebangsaan, Malaysia*
 6 min
- A-0254** PRELIMINARY RESULTS OF LIDAR TECHNOLOGY IN HAND SURGERY
 Jan Menoušek^{1,2}, Zdeněk Dvořák^{1,2}, Igor Stupka¹, Karolína Svobodová¹, Martin Knoz^{1,2}, Tomáš Návrat³, Petr Vosynek³, Markéta Bradáčová⁴, Blanka Nečasová⁴, Eva Nosavcovová⁴, Tom Šácha² | *¹Department of Plastic and Aesthetic Surgery, St. Anne's University Hospital, Brno, Czech Republic; ²Faculty of Medicine, Masaryk University, Brno, Czech Republic; ³Institute of Solid Mechanics, Mechatronics and Biomechanics, Faculty of Mechanical Engineering, Brno University of Technology, Czech Republic; ⁴Department of Sports Medicine and Rehabilitation, St. Anne's University Hospital, Brno, Czech Republic*
 6 min
- A-0717** CORRESPONDENCE BETWEEN NERVE ULTRASOUND AND MICROSURGICAL RESULT IN THE TREATMENT OF PERIPHERAL NERVE INJURY
 Alberto Donadelli¹, Enrico Carita¹, Mara Laterza¹, Giampietro Zanette² | *¹Clinica san Francesco GHC Verona, Italy; ²Pedrzoli Hospital Peschiera del Garda, Italy*
 6 min

- A-0744** OSSEOINTEGRATED THUMB PROTHESIS
Heinz-Herbert Homann, Raouf Onallah, Matthias Jäger, Frauke Deneken | *BG Klinikum, Duisburg, Germany*
6 min
- A-0364** PATIENT-SPECIFIC LUNATE REPLACEMENT WITH PERILUNATE LIGAMENT RECONSTRUCTION – A 4D-CT KINEMATIC ANALYSIS IN CADAVERS
Mathias Haefeli^{1,2}, Geert Streekstra^{2,3}, Johannes Dobbe², Gustav Strijkers², Simon Strackee⁴, Joris Oonk², Jasmine Rueegg⁵, Philipp Honigmann^{2,6,7} | ¹*Hand Surgery, Kantonsspital Graubünden, Chur, Switzerland*; ²*Amsterdam UMC, University of Amsterdam, Department of Biomedical Engineering and Physics, Amsterdam Movement Sciences, Amsterdam, Netherlands*; ³*Department of Radiology, Academic Medical Center, University of Amsterdam, Amsterdam Movement Sciences, Amsterdam, The Netherlands*; ⁴*Department of Plastic, Reconstructive and Hand Surgery, Academic Medical Center, University of Amsterdam, Amsterdam Movement Sciences, Amsterdam, The Netherlands*; ⁵*Medartis AG, Basel, Switzerland*; ⁶*Hand Surgery, Kantonsspital Baselland, Liestal, Switzerland*; ⁷*Medical Additive Manufacturing, Department of Biomedical Engineering, University Basel, Switzerland*
6 min
- A-0068** A DEEP LEARNING BASED APPROACH FOR AUTOMATIC SEGMENTATION OF CARPAL BONES IN FOUR-DIMENSIONAL COMPUTED TOMOGRAPHY SCANS
E.H.S. Teule^{1,2}, N. Lessmann³, C.F.M. Buckens³, S. Hummelink², E.P.A. van der Heijden^{2,4} | ¹*Technical Medicine, University of Twente, Enschede, the Netherlands*; ²*Department of Plastic Surgery, Radboudumc, Nijmegen, the Netherlands*; ³*Department of Radiology, Radboudumc, Nijmegen, the Netherlands*; ⁴*Department of Plastic Surgery, Jeroen Bosch Hospital, 's-Hertogenbosch, the Netherlands*
6 min
- A-0529** A NOVEL METHOD FOR AUTOMATIC THREE-DIMENSIONAL (3D) DETERMINATION OF THE AXIS IN THE SCAPHOID, LUNATE AND CAPITATE IN FOUR-DIMENSIONAL COMPUTED TOMOGRAPHY (4DCT) DATASETS
M. Haenen^{1,2}, S. Hummelink², C.F.M. Buckens³, E.P.A. van der Heijden^{2,4} | ¹*Technical Medicine, University of Twente, Enschede, the Netherlands*; ²*Dept. of Plastic Surgery, Radboudumc, Nijmegen, the Netherlands*; ³*Dept. of Radiology, Radboudumc, Nijmegen, the Netherlands*; ⁴*Dept of Plastic Surgery, Jeroen Bosch Hospital, 's-Hertogenbosch, the Netherlands*
6 min

Discussion

	ROOM ARENGO
16:00-18:00	SS49 MICROSURGERY AND INFECTION

Chairs: Alexandru Georgescu (Romania), Pierluigi Tos (Italy)

- A-0321** THE EFFECTS OF VASOPRESSOR USE IN FREE FLAP TRANSPLANTS IN PATIENTS WITH VASCULAR COMORBIDITIES: A RETROSPECTIVE STUDY
Nadjib Dastagir^{1,2}, Doha Obed¹, Khaled Dastagir¹, Peter Maria Vogt¹ | ¹Medical School of Hannover (MHH), Germany; ²Mount Desert Island Biological Laboratory (MDIBL), USA
6 min
- A-0786** THE EVOLUTION OF THE INSETTING AND OSTEOSYNTHESIS OF FREE FIBULA FLAPS FOR THE TREATMENT OF FOREARM BONE DEFECTS IN 52 CONSECUTIVE CASES
Pierluigi Tos, Alessandro Crosio, Francesco Locatelli, Mauro Magnani, Arturo S Nozzolillo, Fabiana Zura Puntaroni, Simona Odella | *Hand Surgery and Reconstructive Microsurgery Department, ASST Gaetano Pini-CTO, Istituto Ortopedico Gaetano Pini – CTO, Milan, Italy*
6 min
- A-0019** MICROSURGICAL VASCULARIZED FREE FIBULA TRANSFER AS AN OPTIMAL METHOD FOR CLOSING EXTENSIVE BONE DEFECTS IN CHILDREN WITH NEUROFIBROMATOSIS
T.I. Tikhonenko, S.I. Golyana, N.S Galkina | *H.Turner National Medical Research Center for Children's Orthopedics and Trauma Surgery, Saint-Petersburg, Russia*
6 min
- A-0302** RING AVULSION INJURIES
Zdenek Dvorak, Lubos Drazan, Martin Knoz, Jan Menousek, Pavel Novak, Igor Stupka, Ondrej Sedivy, Tomas Vyska, Jiri Vesely | *Department of Plastic and Aesthetic Surgery, St. Anne`s University Hospital and Faculty of Medicine of Masaryk University, Brno, Czech Republic*
6 min
- A-0464** FIBULA FLAP FOR CLAVICLE RECONSTRUCTION: SURGICAL EXPERIENCE AND TECHNICAL ISSUES
Javier Pérez-Rodríguez, Luis Díaz-Ojeda, Pedro Bolado-Gutiérrez, Aleksandar Lovic | *La Paz University Hospital, Madrid, Spain*
6 min
- A-0910** THE USE OF HEAT SENSITIVE NAIL VARNISH FOR TEMPERATURE MONITORING IN DIGITAL MICROSURGICAL PROCEDURES
Elisa Rosanda, Sergio Miranda, Beniamino Bortoli, Giorgio Pajardi | *Ospedale San Giuseppe, Multimedica IRCCS, Milan, Italy*
6 min
- A-0805** BONE VIABILITY IN VASCULARIZED INTERPHALANGEAL UNICONDYLAR TRANSFER WORTH THE EFFORTS? A 5-YEAR FOLLOW-UP
Stefano Lucchina^{1,2}, Takako Kanatani³, Marco Guidi⁴ | ¹Hand Surgery Unit EOC, Locarno's Regional Hospital, Locarno, Switzerland; ²Locarno Hand Center, Locarno, Switzerland; ³Department of Orthopaedic Surgery, Kobe Rosai Hospital, Kobe, Japan; ⁴Department of Plastic Surgery and Hand Surgery, Aarau Cantonal Hospital, Switzerland
6 min

- A-0015** SELF-ASSESSMENT VERSUS PEER-ASSESSMENT IN MICROSURGERY LEARNING: A COMPARATIVE RETROSPECTIVE STUDY IN A SURGERY RESIDENTS COHORT
Nicolas Bigorre¹, Alexandre Petit¹, Jerome Brunet¹, Jerome Jeudy¹, Emmanuel Maugendre¹, Dominique Fournier² | ¹Centre de la Main Angers-Trelaze, France; ²Faculté de Médecine Laboratoire d'Anatomie Angers, France
6 min
- A-0642** USE OF VASCULARIZED COSTOCHONDRAL GRAFTS IN UPPER EXTREMITY SURGERY
Saskia Kamphuis, Alexandre Kaempfen | *University Hospital Basel, Switzerland*
6 min
- A-0839** MULTISTRUCTURAL VOLAR WRIST AND FOREARM INJURY: DEFINITION & TREATMENT ALGORITHM
S Syngouna, D Leivaditis, P Kanellos, E Fandridis | *Hand, Upper Limb & Microsurgery Dpt, KAT General Hospital, Athens, Greece*
6 min
- A-0838** POSTOPERATIVE INFECTION RATE IN LOW-ENERGY OPEN WRIST FRACTURES IN PATIENTS OLDER THAN 65 YEARS
Pilar Saralegui, Javier Sanchez Saba, Ignacio Rellán, Agustín Donndorff, Gerardo Gallucci, Pablo De Carli, Jorge Boretto | *Hospital Italiano de Buenos Aires, CABA, Argentina*
6 min
- A-0349** THE GREAT IMPOSTORS- ATYPICAL MYCOBACTERIA INFECTIONS IN HAND SURGERY
Annemarie Agnes¹, Johannes Albers¹, Giuseppe Broccoli¹, Sabine Görlitz² | ¹Roland Klinik Bremen, Germany; ²Klinikum Bremen-Ost, Germany
6 min

Discussion

Friday, 12 May 2023

	ROOM BORGGO
16:00-18:00	SS26 TUMOURS

Chairs: Martin Richter (Germany), Cesare Tiengo (Italy)

- A-0056** AUTOLOGOUS NERVE GRAFT FOR INTRANEURAL PERINEURIOMA OF THE UPPER EXTREMITY IN FOUR CASES
Shigeru Kurimoto, Masahiro Tatebe, Michiro Yamamoto, Katsuyuki Iwatsuki | *Nagoya University, Japan*
6 min
- A-0935** CLASSIC TYPE OF EPITHELIOD SARCOMA OF THE DISTAL UPPER EXTREMITY: CLINICAL AND ONCOLOGICAL CHARACTERISTICS
Farhad Farzaliyev^{1,2}, Hans-Ulrich Steinau¹, Andrej Ring^{3,4}, Lars Erik Podleska² | ¹Department of Hand-, Plastic, Reconstructive and Burn Surgery/BG-Klinik Tuebingen, Eberhard-Karl University Tuebingen, Germany; ²Department of Tumor Orthopedics and Sarcoma Surgery, University Hospital Essen, Germany; ³Department of Plastic and Reconstructive Surgery, St Rochus-Hospital, Castrop-Rauxel, Germany; ⁴Ruhr-University Bochum, Germany
6 min

- A-0772** SUBUNGUAL SQUAMOUS CELL CARCINOMA OF THE THUMB: CASE REPORT AND REVIEW OF LITERATURE
Saud Alkabbaa, Faisal Almehaid | *Prince Sultan Military Medical City, Riyadh, Saudi Arabia*
6 min
- A-0181** VASCULAR MALFORMATIONS OF THE HAND: DIAGNOSIS AND SURGICAL TREATMENT OF 220 CASES
Luciana Marzella¹, Piero Di Giuseppe², Raul Mattassi³ | *¹Hand Surgery Unit IRCCS Galeazzi-Sant'Ambrogio, Milan, Italy; ²Columbus Clinic, Milan, Italy; ³Centro Malformazioni Vascolari Stefan Belov IRCCS Humanitas Mater Domini, Castellanza, Italy*
6 min
- A-0388** EXTRA-ARTICULAR CHONDROMATOSIS OF FLEXOR AND EXTENSOR COMPARTMENTS OF THE WRIST: CASE REPORT
Wael Saif, Osama Shareefi | *Division of plastic surgery, Department of surgery, Prince Mohammed Bin Abdulaziz Hospital, Al Madinah Al Munawarah, Saudi Arabia*
6 min
- A-0929** OUT OF SIGHT OUT OF MIND: A DIAGNOSTIC ALGORITHM FOR MANAGEMENT OF GLOMUS TUMOURS
Gary Fenn¹, Riya Varman¹, Aurelie Fabre^{2,4}, Roisin Dolan^{1,4}, Colin Morrison^{1,4} | *¹Department of Plastic and Reconstructive Surgery, St Vincent's University Hospital, Dublin, Ireland; ²Department of Histopathology, St Vincent's University Hospital, Dublin, Ireland; ³UCD School of Medicine & Medical Sciences, University College Dublin, Ireland*
6 min
- A-0159** SURGICAL TREATMENT OF EARLY ONE-STAGE CURETTAGE AND AUTOGENOUS BONE GRAFT FOR ENCHONDROMA WITH PATHOLOGICAL FRACTURE
Jusung Lee¹, Cheungsoo Ha¹, Chi-Hoon On¹, Jun-Ku Lee², Soo-Hong Han¹ | *¹Department of Orthopedic Surgery, CHA Bundang Medical Center, CHA University School of Medicine, South Korea; ²Department of Orthopaedic Surgery, National Health Insurance Service Ilsan Hospital, South Korea*
6 min
- A-0530** MASSIVE BONE ALLOGRAFT ENGINEERED WITH AUTOLOGOUS VESSELS: A NEW PERSPECTIVE FOR THE FUTURE
Alessia Pagnotta, Virginia Maria Formica, Elena Taglieri, Lucian Lior Marcovici | *Hand and Microsurgery Unit, Jewish Hospital, Via Fulda 14, 00148 Rome, Italy*
6 min
- A-0537** WIDE RESECTION FOR GIANT-CELL TUMOR OF THE DISTAL RADIUS: OUR EXPERIENCE WITH VASCULARISED FIBULA RECONSTRUCTION
Virginia Maria Formica, Alessia Pagnotta, Elena Taglieri, Iakov Molayem, Alessandro Piperno | *Hand and Microsurgery Unit, Jewish Hospital, Via Fulda 14, 00148 Rome, Italy*
6 min

A-0696 RARE MALIGNANT SKIN TUMORS OF THE HAND
 Noémi Szakács¹, Luca Hergár¹, Mónika Frank², Teodóra Bánfalvi³ | ¹*Department of Orthopedics, Semmelweis University, Budapest, Hungary;* ²*Manninger Jenő National Institute of Traumatology, Budapest, Hungary;* ³*Dermatooncologic private practice, Budapest, Hungary*
 6 min

A-0869 GLOMUS TUMOUR OF FINGER TIP- ANALYSIS OF RECURRENCE AND NAIL DEFORMITIES
 Binoy Sayoojianadhan¹, Joyal Shenny² | ¹*St James Hospital, Chalakudy, India;* ²*University of Leeds, UK*
 6 min

Discussion

Friday, 12 May 2023

ROOM LAVATOIO	
16:00-17:00	SS91 THE CHALLENGE TO DEFINE PERSISTENT AND RECURRENT CTS: THE SECOND STEP OF THE DELPHI STUDY

Chairs: Brigitte van der Heijden, Ritsaart Westenberg, Henk Coert

As Delphi studies tend to take forever, we want to introduce a new concept at the FESSH congress in Rimini; the Q(ui)ck-L(ive)-CTS-Delphi study.

We are inviting experts on nerve surgery for the following two sessions: 1) “the challenge will be to define persistent and recurrent CTS; first step” in the complication after CTR session and 2) the workshop session from 16.00-17.00. Both sessions will be on Friday afternoon.

As a goal, we aim to reach an agreement on the definitions on persistent and recurrent CTS at the live Delphi session. All participants will be rewarded by a group authorship.

We have limited space for the workshop. Registration link will be sent via email to registered participants.

Hope to see you at the Q-L-CTS Delphi study!

A-1406 DELPHI STUDY WS 4
 Ritsaart Westenberg | *The Netherlands*
 15 min

A-1407 DELPHI STUDY WS 3
 Kamil Oflazoglu |
 15 min

A-1408 DELPHI STUDY WS 2
 Henk Coert | *The Netherlands*
 15 min

A-1409 DELPHI STUDY WS 1
 Brigitte van der Heijden | *The Netherlands*
 15 min

Friday, 12 May 2023

	ROOM PIAZZA
16:00-18:00	ST41 PERSONALIZED APPROACHES IN HAND THERAPY TO OPTIMIZE SPORTS AND MUSIC PERFORMANCE

Chairs: P McKee (Canada), R Lefauve (USA)

- A-1081** HEALTHY HABITS OF HIGHLY SUCCESSFUL MUSICIANS: WHAT CAN HAND THERAPISTS DO?
A Wolff | *USA*
14 min
- A-1082** MANAGING UPPER LIMB MOVEMENT DISORDERS IN THE MUSICAL ATHLETE
B Ackerman | *Australia*
14 min
- A-1083** FROM DISCORDANCE TO HARMONY: ADDRESSING PERSISTENT PAIN IN THE ELITE MUSICIAN
N Goldsmith | *UK*
14 min
- A-1084** STORIES OF MUSICIANS: ORTHOTIC INTERVENTIONS THAT ENABLED RETURN TO PERFORMING
P McKee | *Canada*
14 min
- A-1085** HAND THERAPY APPROACHES IN THE SPORT CLIMBING ATHLETE'S HAND: INJURY OR TISSUE ADAPTATION?
N Carnicero | *Spain*
14 min
- A-1086** SCAPHOLUNATE INTEROSSEOUS LIGAMENT DYSFUNCTION: FOCUS ON PROXIMAL OR DISTAL CONSEQUENCES TO OPTIMIZE PERFORMANCE
R Grippo LeFauve, Cigdem Ayhan Kuru | *USA, Turkey*
14 min
- A-1087** CUSTOMIZED SPLINTING APPROACHES FOR HIGH-PERFORMANCE ATHLETES AND RETURN TO PLAY
R Grippo-LeFauve | *USA*
14 min
- Discussion**
20 min

Friday, 12 May 2023

	ROOM MARINA
16:00-18:00	ST43 REPLANTATION - LET'S MAKE IT FUNCTIONAL AND NOT JUST VIABLE

Chairs: A Ørts (Denmark), M van der Hoeven (The Netherlands)

- A-1053** REPLANTATION : OVERVIEW OF FUNCTIONAL OUTCOMES
J Ryhänen | *Finland*
15 min
- A-1054** TRANSPLANTATION : 1ST DOUBLE HAND IN NL
S Hovius | *The Netherlands*
15 min
- A-1276** REHABILITATION OF DOUBLE TRANSPLANT
Andrea Derks | *The Netherlands*
15 min
- A-1055** TRANSPLANTATION : FUNCTIONAL OUTCOMES OF THE UK PROGRAM
J Burdon | *UK*
15 min
- A-1056** REPLANTATION – REHABILITATION AND DIFFERENCES WITH TRANSPLANTATION
S Taplin | *UK*
15 min
- A-1057** HIGH REPLANT: CASE STUDY
K Fournier | *UK*
5 min
- A-1058** TRANS-HUMERAL OSTEO-INTEGRATED PROSTHESES
R Banda Raba | *Chile*
15 min
- Discussion**
15 min

Friday, 12 May 2023

	ROOM PARCO
16:00-18:00	ST35 HAND AND WRIST

Chairs: Lisa Hoogendam (The Netherlands), Ashim Bakshi (USA)

- A-0672** THE POSTOPERATIVE MANAGEMENT OF DUPUYTREN'S DISEASE AFTER OPEN PALM TECHNIQUE
Rosana Stojmenova¹, Giulia Borgonovo¹, Francesco Costa², Philippe Cuénod³, Thomas Giesen² |
¹*Ergoterapia C. Kayar, Giubiasco, Switzerland*; ²*Clinica Ars Medica, Gravesano, Switzerland*; ³*Clinique de la Main, Genève, Switzerland*
15 min

- A-0247** COMPARISON OF EFFECTS OF DIABETES TYPES ON UPPER EXTREMITY FUNCTION, PAIN, AND QUALITY OF LIFE
Zeynep Irem Bulut¹, Yavuz Yakut¹, Murat Ali Cinar¹, Cigdem Ayhan Kuru² | ¹*Hasan Kalyoncu University, Gaziantep, Turkey;* ²*Hacettepe University, Ankara, Turkey*
15 min
- A-0599** EFFECTIVENESS OF DIFFERENT CONSERVATIVE TREATMENT OPTIONS IN PATIENTS WITH DE QUERVAIN'S DISEASE: A SYSTEMATIC REVIEW AND META-ANALYSIS
R. Bosman¹, M.J.W. Van der Oest^{1,2}, L.S. Duraku³, C.A. Hundepool¹, Vaikunthan Rajaratnam⁴, D.M. Power⁵, R.W. Selles^{1,2}, J.M. Zuidam¹ | ¹*Department of Plastic, Reconstructive and Hand Surgery, Erasmus MC, University Medical Center Rotterdam, Rotterdam, The Netherlands;* ²*Department of Rehabilitation Medicine, Erasmus MC, University Medical Center Rotterdam, Rotterdam, The Netherlands;* ³*Department of Plastic, Reconstructive and Hand Surgery, Amsterdam UMC, Amsterdam, The Netherlands;* ⁴*Department of Orthopaedic Surgery, Khoo Teck Puat Hospital, Singapore;* ⁵*Queen Elizabeth University Hospital Birmingham, United Kingdom*
15 min
- A-0593** EXERCISE THERAPY FOR HAND AND WRIST TENOSYNOVITIS: A SYSTEMATIC REVIEW
Elena Lanfranchi^{1,2,3}, Marco Cordella¹, Roberta Fornaro¹, Fabrizio Scopece¹, Leonardo Pellicciari¹ | ¹*Department of Medical and Health Science "Vincenzo Tiberio", University of Molise, Campobasso, Italy;* ²*Department of Biomedical and Neuromotor Sciences, Alma Mater Studiorum, University of Bologna, Bologna, Italy;* ³*Physical therapy private practice, Bologna Italy*
15 min
- A-0684** THE EFFECT OF MOBILE GAMING ON WRIST PROPRIOCEPTION IN HEALTHY ADULTS: A PILOT STUDY
Seda Duran¹, Halil İbrahim Ergen², Tuba Maden² | ¹*Ferhat Altundağ Physiotherapy Center, Şanlıurfa, Turkey;* ²*Gaziantep University, Gaziantep, Turkey*
15 min
- A-0953** OCCUPATIONAL PERFORMANCE, ACTIVITY LIMITATION AND PARTICIPATION RESTRICTION ONE YEAR AFTER DISTAL RADIUS FRACTURES BASED ON THE CLIENT'S PERSPECTIVE AND ICF FRAMEWORK
Maryam Farzad¹, Joy MacDermid², Amir Reza Farhoud³ | ¹*Hand and Upper Limb Center, St. Joseph's Health Center, School of Physical Therapy, Department of Health and Rehabilitation Sciences, University of Western Ontario, London, Ontario, Canada;* ²*Physical Therapy and Surgery, Western University, London, ON, and Co-director Clinical Research Lab, Hand and Upper Limb Center, St. Joseph's Health Center, London, Ontario, Professor Rehabilitation Science McMaster University, Hamilton, ON, Canada;* ³*Imam Hospital Complex, Tehran University of Medical Sciences, Joint Reconstruction Research Center, Canada*
15 min
- A-0810** THE EFFECT OF MOTOR IMAGERY ON UPPER EXTREMITY DYNAMIC BALANCE IN HEALTHY INDIVIDUALS
Burcu Semin Akel, Meral Nefes, Onur Çağlayan, Hilal Nur Yeğin | *İstanbul Kültür University, Faculty of Health Sciences, Department of Physiotherapy and Rehabilitation*
15 min
- Discussion**
15 min

Friday, 12 May 2023

	ROOM WORKSHOP A
16:00-18:00	ST42 ANATOMY FROM DISSECTION TO FUNCTION

Chairs: Michel Boutan (France), Vicenc Punsola (Spain)

A-1038 WORKSHOP 01: FINGER MOTION PHYSIOLOGY USING 3D MODELS
V Punsola | *Spain*
60 min

A-0965 WORKSHOP 01: CADAVER ANATOMY BASIS, STRENGTHENING TECHNIQUES, PROPRIOCEPTION AND HAND-FOREARM MYOFASCIAL CHAINS
M Boutan | *France*
60 min

Friday, 12 May 2023

	ROOM WORKSHOP B
16:00-18:00	ST33 NON-SURGICAL PIPJ DISTRACTION ORTHOSIS

Chairs: D Thomas (France)

A-1080 WORKSHOP 10: NON-SURGICAL DISTRACTION ORTHOSIS TO TREAT PIPJ FRACTURES
Dominique Thomas | *France*
120 min

Friday, 12 May 2023

	ROOM WORKSHOP C
16:00-18:00	ST34 HANDS-ON EVALUATION OF THE WRIST

Chairs: J Larocerie (Canada), S Chinchalkar (Canada)

A-1046 WORKSHOP 12: HANDS-ON-EVALUATION OF THE WRIST
J Larocerie, S Chinchalkar | *Canada*
120 min

Friday, 12 May 2023

	ROOM ANFITEATRO
17:00-18:00	SS92 IMAGING MEETS ARTHROSCOPY IN DRUJ INSTABILITY

Chairs: Riccardo Giunta (Germany), Andrea Atzei (Italy)

A-1419 WHAT THE SURGEON NEEDS TO STAGE DRUJ INSTABILITY?
M Esplugas | *Spain*
15 min

- A-1420** WHAT IMAGING CAN OFFER IN DRUJ INSTABILITY?
L Cerezal
10 min
- A-1421** WHAT ARTHROSCOPY CAN OFFER IN DRUJ INSTABILITY?
G Herzberg | *France*
10 min
- A-1422** REBUTTAL: IMAGING IN DRUJ INSTABILITY
L Cerezal
5 min
- A-1423** REBUTTAL: ARTHROSCOPY IN DRUJ INSTABILITY
E Zaidenberg | *Argentina*
5 min
- Discussion**
15 min

Friday, 12 May 2023

	ROOM TEMPIO
17:00-18:00	SS37 STAGING KIENBOCK BASED ON ARTHROSCOPY

Chairs: Greg Bain (Australia)

- A-1430** ALGORITHM BASED APPROACH TO KIENBOCK'S DISEASE
Gregory Bain | *Australia*
10 min
- A-1431** THE ROLE OF BONE GRAFT PROCEDURES FOR KIENBOCK'S DISEASE
Alessia Pagnotta | *Italy*
10 min
- A-1432** THE RADIAL FORAGE IN KIENBOCK'S DISEASE
Pablo De Carli | *Argentina*
10 min
- A-1433** ARTHROSCOPIC LUNECTOMY FOR KIENBOCK'S DISEASE
Lorenzo Merlini | *Italy*
10 min
- Discussion**
20 min

SATURDAY | 13 MAY

	ANFITEATRO FESSH	CASTELLO FESSH	TEMPIO FESSH	ARCO FESSH	ARENGO FESSH	BORGO FESSH
08:00 - 09:00	EWAS 1: Wrist Instability	Journal of Hand Surgery European Volume Reviewing Session	CMC Arthritis 1	Current Trends in Peripheral Nerve	Dupuytren	Congenital / Pediatric
09:00 - 10:00	EWAS 2: New techniques in Wrist Arthroscopy	Statistics in Hand Surgery		Everything the knee can give to a hand surgeon!		
10:00 - 10:30	Coffee break					
10:30 - 11:30	EWAS 3: Hybrid Wrist Surgery	Research methodologies	CMC Arthritis 2	COVID / WALANT	Finger Fractures	PULPE
11:30 - 12:30		Outcomes in Hand Surgery				
12:30 - 12:40	Break					
12:40 - 13:10	Closing ceremony (Anfiteatro)					

SATURDAY | 13 MAY

	PIAZZA EFSHT	MARINA EFSHT	PARCO EFSHT	WORKSHOP A EFSHT	WORKSHOP C EFSHT
08:00 - 09:00	Nerve Transfers to Restore Upper Extremity Function: surgery to rehabilitation	Assessment and data-driven therapy	Orthotics	Anatomy glove	Hand Edema... Just Coban?
09:00 - 10:00					
10:00 - 10:30	Coffee break				
10:30 - 11:30	Hand fracture	Congenital deformities	Neurological Disorders		
11:30 - 12:30					
12:30 - 12:40	Break				
12:40 - 13:10	Closing ceremony (Anfiteatro)				

Saturday, 13 May 2023

	ROOM ANFITEATRO
08:00-09:00	SS51 EWAS 1: WRIST INSTABILITY
	Chairs: Eva-Maria Baur (Germany), Michel Levadoux (France)
A-1319	VOLAR MIDCARPAL INSTABILITY: ARTHROSCOPIC TREATMENT Lorenzo Merlini <i>France</i> 10 min
A-1320	RADIO-FREQUENCY PROBES IN TREATMENT OF CARPAL INSTABILITY Istvan Zoltan Rigo <i>Norway</i> 10 min
A-1321	SCAPHOID INSTABILITY- WHY RECONSTRUCTION FAIL, AND NEW CONCEPT OF RECONSTRUCTION Gregory Bain <i>Australia</i> 10 min
A-1322	ANATOMIC TFC RECONSTRUCTION: ALL ARTHROSCOPIC TECHNIQUE Gustavo Mantovani <i>Brazil</i> 10 min
A-1323	ARASL: WHEN AND HOW Martín Fernando Caloia <i>Argentina</i> 10 min
	Case report discussion 10 min

Saturday, 13 May 2023

	ROOM CASTELLO
08:00-09:00	SS75 JOURNAL OF HAND SURGERY EUROPEAN VOLUME REVIEWING SESSION
	Moderators: Grey Giddins, Sudhi Ankarath
A-1235	WHY IS REVIEWING IMPORTANT AND THE REVIEW PROCESS FOR THE JHSE Sudhi Ankarath <i>UK</i> 10 min
A-1236	INTRODUCTION TO THE NEW REVIEWER'S TOOLKIT Wee Lam <i>UK</i> 5 min
A-1237	CASE STUDY: WHAT REVIEWS WILL YOU GIVE THIS PAPER? (WORK IN PAIRS) Grey Giddins and Ed Board member <i>UK</i> 45 min
	Discussion

Saturday, 13 May 2023

	ROOM TEMPIO
08:00-10:00	SS53 CMC ARTHRITIS 1
	Chairs: Balazs Lenkei (Hungary), Lucian Marcovici (Italy)
A-0101	THUMB CARPOMETACARPAL IMPLANT ARTHROPLASTY: THE FAST TRACK BACK TO WORK Xenia Startseva, Miriam Marks, Sara Neumeister, Stephan Schindele, Daniel B. Herren <i>Schulthess Klinik, Zurich, Switzerland</i> 6 min
A-0048	TOTAL TRAPEZIECTOMY, PARTIAL TRAPEZOIDECTOMY, PYROCARBON INTERPOSITION IMPLANT AND ADDITIONAL STABILIZATION BY A MINI ANCHOR FOR TRAPEZIOMETACARPAL JOINT OSTEOARTHRITIS, A NEW PROCEDURE: SURGICAL TECHNIQUE AND MID-TERM RESULTS Mehdi Ducasse, Hussein Choughri <i>Department of plastic, burns and hand surgery, Bordeaux, France</i> 6 min
A-0095	CURRENT TRENDS IN THUMB CMC REVISION SURGERY: RESULTS OF A WORLDWIDE DELPHI STUDY Miriam Marks ¹ , Sara Neumeister ¹ , Michel Boeckstyns ² , Jin Bo Tang ³ , Simon Farnebo ⁴ , Elisabet Hagert ⁵ , Alex Lluch ⁶ , Kevin Chung ⁷ , Andreas Schweizer ⁸ , Frederik Verstreken ⁹ , Daniel B. Herren ¹ ¹ <i>Schulthess Klinik, Zurich, Switzerland</i> ; ² <i>Capio Private Hospital, Hellerup, Denmark</i> ; ³ <i>Affiliated Hospital of Nantong University, Nantong, China</i> ; ⁴ <i>Linköping University, Linköping, Sweden</i> ; ⁵ <i>Aspetar Orthopedic and Sports Medicine Hospital, Doha, Qatar and Karolinska Institutet, Stockholm, Sweden</i> ; ⁶ <i>Vall d'Hebron Hospital and Institut Kaplan, Barcelona, Spain</i> ; ⁷ <i>University of Michigan Medical School, Ann Arbor, USA</i> ; ⁸ <i>Balgrist University Hospital, Zurich, Switzerland</i> ; ⁹ <i>AZ Monica Hospital, Antwerp, Belgium</i> 6 min
A-0468	PERI-PROSTHETIC OSSIFICATIONS AFTER TRAPEZO-METACARPAL ARTHROPLASTY Justine Dufour, Michaël Papaloizos, Svetlana Bogaert <i>Clinique de la Main, Geneva, Switzerland</i> 6 min
A-0503	COMPARISON OF SURGICAL OUTCOMES BETWEEN DERMAL ALLOGRAFT VERSUS FLEXOR CARPI RADIALIS FOR SUSPENSION-INTERPOSITION AFTER TRAPEZIECTOMY FOR THUMB CARPOMETACARPAL ARTHRITIS Shin Woo Choi ¹ , Joo-Yul Bae ¹ , Ha Sung Kim ¹ , Jae Kwang Kim ² ¹ <i>Gangneung Asan Hospital, Gangneung, South Korea</i> ; ² <i>Asan Medical Center, Seoul, South Korea</i> 6 min
A-0783	AUTOLOGOUS CHONDROCYTE TRANSPLANTATION IN THE TREATMENT OF THUMB CMC JOINT OSTEO-ARTHRITIS: FROM A TWO-STAGE TO A ONE-STAGE TECHNIQUE Jane C Messina, Ferruccio Torretta, Pietro S Randelli <i>First Orthopaedic Clinic, University of Milan. ASST Gaetano Pini Orthopaedic Institute- CTO, Milan Italy</i> 6 min

- A-0808** DUAL MOBILITY PROSTHESIS IN TREATMENT OF TRAPEZIOMETACARPAL OSTEOARTHRITIS: A PROSPECTIVE STUDY OF 97 PATIENTS
Matteo Guzzini, Leopoldo Arioli, Andrea Ferretti | *Sant'Andrea University Hospital, Rome, Italy; Sapienza University of Rome, Italy*
6 min
- A-0881** VOLAR PLATE RETENSIONING AFTER TRAPEZIECTOMY AND LIGAMENT RECONSTRUCTION TENDON INTERPOSITION IN BASAL THUMB ARTHRITIS WITH HYPEREXTENSION METACARPOPHALANGEAL INSTABILITY
Enrico Carità, Mara Laterza, Alberto Donadelli | *Clinica San Francesco, Verona, Italia*
6 min
- A-0100** 2-YEAR OUTCOMES OF THUMB CARPOMETACARPAL IMPLANT ARTHROPLASTY
Vanessa Reischenböck, Miriam Marks, Sara Neumeister, Stephan Schindele, Daniel B. Herren | *Schulthess Klinik, Zurich, Switzerland*
6 min
- A-0470** MID-TERM RESULTS OF AUTOLOGOUS FAT TRANSPLANTATION FOR CMC-1 OA
Elisabeth M. Haas-Lützenberger¹, Iana Emelianova¹, Nicholas Moellhoff¹, Ursula Berger², Riccardo Enzo Giunta¹ | ¹*Division of Hand, Plastic and Aesthetic Surgery, University Hospital, LMU Munich, Munich, Germany;* ²*Institute for medical Information Processing, Biometry, and Epidemiology, Ludwig Maximilian University of Munich, Munich, Germany*
6 min
- A-0200** A BIOMECHANICAL COMPARISON OF PLATE POSITION FOR TRAPEZIOMETACARPAL ARTHRODESIS
Do-Hyun Kim¹, Jae-Yong Cho¹, Joon-Ryul Lim², Won-Taek Oh¹, Il-Hyun Koh¹, Yong-Min Chun², Yun-Rak Choi¹ | ¹*Department of Orthopaedic Surgery, Yonsei University College of Medicine, Severance Hospital, Seoul, South Korea;* ²*Department of Orthopaedic Surgery, Arthroscopy and Joint Research Institute, Yonsei University College of Medicine, Severance Hospital, Seoul, South Korea*
6 min
- A-0757** THE USE OF ACELLULAR COLLAGEN IMPLANT FOR TRAPEZIO-TETACARPAL OSTEOARTHRITIS. PRELIMINARY RESULTS
Massimo Corain, Umberto Lavagnolo, Mattia Giardini, Filippo Zanotti | *Hand Surgery Unit - Regional reference center for Hand Surgery and Microsurgery – Polo Confortini - University Hospital of Verona, Veneto, Italy*
6 min

Discussion

Saturday, 13 May 2023

	ROOM ARCO
08:00-09:00	SS69 CURRENT TRENDS IN PERIPHERAL NERVE
	Chairs: Esther Vögelin, Gürsel Leblebicioglu
A-1138	BIOLOGICAL AND PSYCHOLOGICAL MECHANISMS IN NERVE COMPRESSION DISORDERS Lars Dahlin <i>Sweden</i> 15 min
A-1140	THE EFFECTS OF REHABILITATION ON NERVE REGENERATION AND FUNCTIONAL RECOVERY: THE EVIDENCE Çiğdem Öksüz <i>Turkey</i> 15 min
A-1139	TARGETED MUSCLE REINNERVATION Oskar Aszmann <i>Austria</i> 15 min
	Discussion 15 min

Saturday, 13 May 2023

	ROOM ARENGO
08:00-10:00	SS56 DUPUYTREN
	Chairs: Ilse Degreef (Belgium), Pierpaolo Pangrazi (Italy)
A-0679	DUPUYTREN TREATMENT EFFECTIVENESS TRIAL (DETECT): SHORT-TERM RESULTS FOR A RANDOMIZED, CONTROLLED, MULTICENTRE TRIAL COMPARING THE EFFECTIVENESS OF CLOSTRIDIUM HISTOLYTICUM, PERCUTANEOUS NEEDLE FASCIOTOMY AND LIMITED FASCIECTOMY IN TREATMENT-NAIVE DISEASE Mikko Petteri Räisänen ^{1,2} , Olli Leppänen ³ , Janne Soikkeli ⁴ , Aleks Reito ⁵ , Antti Malmivaara ^{6,7} , Rachel Buchbinder ⁸ , Hannu Kautiainen ⁹ , Teemu Karjalainen ^{3,8} , DETECT investigators*, *Toni Luokkala ¹⁰ , Susanna Stjernberg-Salmela ¹¹ , Minna Lappalainen ¹ , Annele Pönkkö ⁴ , Antti Kaivorinne ³ , Markus Pääkkönen ^{12,13,14} , Hanna-Stiina Taskinen ¹³ ¹ Department of Orthopaedics, Traumatology and Hand Surgery, Kuopio University Hospital, Kuopio, Finland; ² Tampere University, Tampere, Finland; ³ Department of Hand surgery and Microsurgery, Tampere University Hospital, Tampere, Finland; ⁴ Department of Hand surgery and Orthopaedics, Oulu University Hospital, Oulu, Finland; ⁵ Department of Orthopaedics, Tampere University Hospital, Tampere, Finland; ⁶ Finnish Institute for Health and Welfare, Helsinki, Finland; ⁷ Orthon Orthopaedic Hospital, Helsinki, Finland; ⁸ School of Public Health and Preventive Medicine, Monash University, Australia; ⁹ Medicare Oy, Helsinki, Finland; ¹⁰ Department of Surgery, Central Finland Central Hospital, Jyväskylä, Finland; ¹¹ Department of Hand Surgery, Helsinki University Hospital, Helsinki, Finland; ¹² Department of Pediatric Orthopaedic Surgery, Turku University Hospital, Turku, Finland; ¹³ Department of Hand Surgery, Turku University Hospital, Turku, Finland; ¹⁴ University of Turku, Turku, Finland 6 min

- A-0375** DUPUYTREN'S DISEASE IS A WORK-RELATED DISORDER: RESULTS OF A POPULATION-BASED COHORT STUDY
Bente A. van den Berge¹, Akira Wiberg², Paul M.N. Werker¹, Dieuwke C. Broekstra¹, Dominic Furniss² | ¹Department of Plastic Surgery, University of Groningen, University Medical Center Groningen, the Netherlands; ²Nuffield Department of Orthopaedics, Rheumatology and Musculoskeletal Sciences, University of Oxford, UK
6 min
- A-0145** MODELIZATION AND CONCEPTS OF THE MALINGUE PLASTY COMPARED TO THE Z-PLASTY
Thomas Albert, Alexandre Petit, Yann Saint Cast, Nicolas Bigorre | Centre de la Main Angers, France
6 min
- A-0261** COMPARATIVE EFFECTIVENESS OF PNA WITH AND WITHOUT TRIAMCINOLONE ACETONIDE FOR DUPUYTREN'S CONTRACTURE; AN OBSERVATIONAL MULTICENTER STUDY
L van Wijk^{1,2}, JS Teunissen^{1,2}, YE van Kooij^{2,3,4}, DC Broekstra⁵, PMN Werker⁵, RW Selles^{3,4}, OT Zöphel^{6,7}, on behalf of the Hand Wrist Study Group | ¹Department of Plastic, Reconstructive and Hand Surgery, Radboud Institute for Health Sciences, Radboudumc, Nijmegen, The Netherlands; ²Department of Plastic, Reconstructive and Hand Surgery, Erasmus MC, University Medical Centre Rotterdam, Rotterdam, The Netherlands; ³Xpert Clinics Hand Therapy, The Netherlands; ⁴Department of Rehabilitation Medicine, University Medical Center Rotterdam, The Netherlands; ⁵Department of Plastic Surgery, University of Groningen, Groningen, The Netherlands; ⁶Hand and Wrist Center, Xpert Clinics, Amsterdam, The Netherlands; ⁷Department of Plastic, Reconstructive and Hand Surgery, Ziekenhuisgroep Twente, Almelo, The Netherlands
6 min
- A-0377** ETIOLOGY OF DUPUYTREN'S FLARE AFTER TRIGGER FINGER RELEASE SURGERY - A CASE SERIES
Nellie Movtchan, Megan Anderson, Mira Shoukry, Abidemi Adenikinju, Max Shrout, Marco Rizzo, Shelley S Noland | Mayo Clinic AZ, USA
6 min
- A-0811** SURGICAL FASCIECTOMY VERSUS COLLAGENASE INJECTION IN RECURRENT DUPUYTREN CONTRACTURE: RANDOMIZED CONTROLLED TRIAL
Isam Atroshi, Anna Lauritzson, Philippe Kopylov | Department of Orthopedics Hässeleholm-Kristianstad, and Clinical Sciences, Lund University, Lund, Sweden
6 min
- A-0187** THE ROME EXPERIENCE WITH COLLAGENASE AND PERCUTANEOUS NEEDLE FASCIOTOMY
Nicola Felici¹, Camillo Fulchignoni², Daniele Tosi¹, Giovanni Ruocco¹, Pietro Delle Femmine¹, Matteo Ornelli¹ | ¹UOC Chirurgia ricostruttiva degli Arti. Ospedale San Camillo, Roma, Italy; ²Department of Orthopaedics - Hand Surgery Unit, Fondazione Policlinico Universitario A. Gemelli IRCCS, Roma - Università Cattolica del Sacro Cuore, Rome, Italy
6 min
- A-0776** REVIEW OF SEVEN YEARS RESULTS WHEN TREATING IV STAGE OF DUPUYTREN'S DISEASE WITH NEEDLE FASCIOTOMY
Sinolichka Djambazova-Zdravkovska | University Clinic for Traumatology, Orthopedics, Anesthesiology and Intensive care, Skopje, North Macedonia
6 min

- A-0597** DEVELOPMENT OF VIBRIO ALGINOLYTICUS COLLAGENASE IN TREATMENT OF DUPUYTREN DISEASE. DATA FROM LABORATORY TO CLINIC
Michele Riccio, Francesco De Francesco, Pasquale Gravina, Andrea Marchesini | *Department of Reconstructive Surgery and Hand Surgery, Azienda Ospedaliera; Universitaria delle Marche, Ancona, Italy*
6 min
- A-0669** CHANGES IN TREATMENT PRACTICE AFTER THE INTRODUCTION OF COLLAGENASE FOR DUPUYTREN'S CONTRACTURE. A REGISTER STUDY BASED ON 23,752 PATIENTS FROM THE SWEDISH NATIONAL PATIENT REGISTER
Martin Byström^{1,2}, Joakim Strömberg^{2,3} | *¹Department of Hand Surgery, Sahlgrenska University Hospital, Mölndal, Sweden; ²Department of Orthopaedics, Sahlgrenska Academy, University of Gothenburg, Sweden; ³Department of Surgery and Orthopaedics, Alingsås Hospital, Alingsås, Sweden*
6 min
- A-0129** RAIMBEAU PROCEDURE COMBINED WITH LIMITED FASCIECTOMY IN SEVERE RECURRENT DUPUYTREN'S DISEASE
Eduard Van Eecke, Bert Vanmierlo, Arne Decramer, Thomas Luyckx, Kjell Van Royen, Jean Goubau | *¹AZ Delta Roeselare, Belgium; ²AZ Damiaan Oostende, Belgium; ³AZ Maria Middelaers Gent, Belgium*
6 min
- A-0183** 10 YEARS FOLLOW-UP COMPARING COLLAGENASE AND OPEN SURGERY AS TREATMENT FOR DUPUYTREN DISEASE
Camillo Fulchignoni¹, Lorenzo Rocchi¹, Silvia Pietramala¹, Marco Barbaliscia¹, Gianfranco Merendi¹, Marco Passiatore², Rocco De Vitis¹ | *¹Department of Orthopaedics - Hand Surgery Unit, Fondazione Policlinico Universitario A. Gemelli IRCCS, Roma - Università Cattolica del Sacro Cuore, Rome, Italy; ²ASST Spedali Civili, Brescia, Italy*
6 min

Discussion

Saturday, 13 May 2023

	ROOM BORGO
08:00-10:00	SS55 CONGENITAL / PEDIATRIC

Chairs: Lorenzo Garagnani (UK), Christianne van Nieuwenhoven (The Netherlands)

- A-0834** RADIAL POLYDACTYLY: CLINIC AND RADIOGRAPHIC EVALUATION IN A MULTICENTER STUDY
Federico Martinelli¹, Massimo Corain², Maria Carolina Fra¹, Paweł Szałuba³, Roberta Sartore², Leszek Kaczmarek³, Piotr Czarnecki³ | *¹University of Verona, Italy; ²UOC Chirurgia della Mano AOUI Verona, Italy; ³Ortopedyczno Rehabilitacyjny Szpital Kliniczny im Wiktora Degi, Poznań, Poland*
6 min

- A-0353** CONGENITAL BRACHIAL ARTERY OCCLUSION: A PATIENT SERIES
Ilias Epanomeritakis, Lily Li, Linda Treharne, Ian Grant | *Addenbrooke's Hospital, Cambridge, United Kingdom*
6 min
- A-0600** A NEW PROTOCOL FOR RELEASING OF PSEUDOSYNDACTYLY IN RECESSIVE DYSTROPHIC EPIDERMOLYSIS BULLOSA (RDEB) USING MICROSURGERY AND A DERMALREGENERATION TEMPLATE TAYLORED GLOVE
Aurelio Portincasa, Fedele Lembo, Liberato Roberto Cecchino | *University Plastic Surgery Department, University and Medical School of Foggia, Italy*
6 min
- A-0740** SEVERE MADELUNG DEFORMITY – CORRECTION WITH DOUBLE OSTEOTOMY BASED ON 3D PLANNING
H. Krimmer, R. Wolters, R. Schandl | *Hand Center Ravensburg Germany*
6 min
- A-0406** TRETAMENT OPTION OF THE THUMB'S DELTA PHALANX DEFORMITY
Gergő Józsa^{1,2}, Aba Lőrincz¹, Zsolt Oberitter², Tamás Kassai³ | *¹Department of Thermophysiology, Institute for Translational Medicine, Medical School, University of Pécs, Pécs, Hungary; ²Division of Surgery, Traumatology and Otorhinolaryngology, Department of Paediatrics, Clinical Complex, University of Pécs, Pécs, Hungary; ³Department of Pediatric Traumatology, Péterfy Hospital, Manningér Jenő National Trauma Center, Budapest, Hungary*
6 min
- A-0866** A BLAUTH IIIB HYPOPLASTIC THUMB RECONSTRUCTED BY USING A NON-VASCULARIZED PROXIMAL INTERPHALANGEAL JOINT FROM THE TOE AS A NEW ALTERNATIVE TO POLLICIZATION - DESCRIPTION OF THE TECHNIQUE AND OWN EXPERIENCES
Michał Górecki, Piotr Czarnecki, Leszek Romanowski | *Department of Traumatology, Orthopaedics and Hand Surgery, Poznań University of Medical Sciences, Poznań, Poland*
6 min
- A-0408** LONG-TERM FOLLOW-UP OF SURGICAL TREATMENT FOR SYNDACTYLY
Gergő Józsa^{1,2}, Aba Lőrincz¹, Zsolt Oberitter² | *¹Department of Thermophysiology, Institute for Translational Medicine, Medical School, University of Pécs, Pécs, Hungary; ²Division of Surgery, Traumatology and Otorhinolaryngology, Department of Paediatrics, Clinical Complex, University of Pécs, Pécs, Hungary*
6 min
- A-0057** OUTCOMES OF EPIPHYSIODESIS ABOUT THE DISTAL RADIUS AND DISTAL ULNA
Omar Ahmed, Catherine May, Natasha McKibben, Joshua Abzug | *University of Maryland School of Medicine, Baltimore, MD, USA*
6 min
- A-0133** MICROVASCULAR FREE FLAP RECONSTRUCTION IN PEDIATRIC EXTREMITY TRAUMA - A GODINA PARADIGM COMPLEMENT
Nellie Movtchan, Lyndsay Kandi, Timothy Schaub | *Mayo Clinic AZ, Phoenix Children's Hospital*
6 min

A-0506 PERIPHERAL NERVE LESIONS AFTER OSTEOSYNTHESIS OF UPPER LIMB FRACTURES IN CHILDREN – AN ALGORITHM FOR TREATMENT
Nicola Ventura, Simon Kargl, Lisa Mailänder | *Kepler Universität Klinikum, Linz, Austria*
6 min

Discussion

Saturday, 13 May 2023

	ROOM PIAZZA
08:00-10:00	ST44 NERVE TRANSFERS TO RESTORE UPPER EXTREMITY FUNCTION: SURGERY TO REHABILITATION

Chairs: J Larocerie (Canada), S Kamal (USA)

A-1196 THERE AND BACK AGAIN – NERVE TRANSFER REVERSAL AFTER BRACHIAL PLEXUS RECONSTRUCTION AND OBERLIN TRANSFER
Oskar Aszmann | *Austria*
20 min

A-1197 BIONIC RECONSTRUCTION IN PATIENTS WITH BRACHIAL PLEXUS INJURIES
A Bösendorfer | *Austria*
20 min

A-1198 KEY FACTORS FOR REHABILITATION FOLLOWING AIN TO ULNAR NERVE TRANSFERS
L Kahn | *USA*
20 min

A-1199 DYNAMIC ASSIST SPLINTING TO ENHANCE RECOVERY OF MUSCLE FUNCTION FOLLOWING NERVE TRANSFERS
S Chinchalkar | *Canada*
20 min

A-1200 DONOR “DE-ACTIVATION”: THERAPEUTIC STRATEGIES TO MINIMIZE OVERPOWERING AND RELIANCE ON DONOR NERVE
J Larocerie | *Canada*
20 min

Discussion

20 min

Saturday, 13 May 2023

ROOM MARINA

08:00-10:00 ST28 ASSESSMENT AND DATA-DRIVEN THERAPY

Chairs: S Ewald (Switzerland), R Wouters (The Netherlands)

A-1018 SHORT INTRODUCTION TO PSYCHOMETRIC - WHAT TO BE AWARE OF USING PROM´S
A Ørts | *Denmark*
13 min

A-1019 KNOWLEDGE IS POWER: USING OUTCOME DATA IN DAILY CARE
R Wouters | *The Netherlands*
20 min

A-1020 THE VALUE OF EVALUATING PATIENT'S PERSPECTIVE IN PSYCHOMETRIC MEASUREMENTS
M Farzad | *Canada/Iran*
13 min

Discussion

5 min

A-1024 GUIDING PATIENTS TO DECISIONS CONSISTENT WITH THEIR VALUES: STRATEGIES FOR IDENTIFYING AND IMPLEMENTING THE MOST IMPACTFUL TREATMENTS
D Ring | *USA*
20 min

A-1022 USE OF DECISION SUPPORT TOOLS IN HAND THERAPY AND SURGERY (E.G., PREDICTION MODELS, EXTREME VALUE DETECTION, ETC)
H Slijper | *The Netherlands*
13 min

Discussion

5 min

A-1023 GOAL SETTING AND PERSONALIZED TREATMENT
Y van Kooij | *The Netherlands*
13 min

A-1021 UTILIZING THE CONSENSUS WRIST INDEX TO PROVIDE PATIENT CENTERED TREATMENT, FOR PATIENTS WITH WRIST PATHOLOGY
S Ewald | *Switzerland*
13 min

Discussion

5 min

	ROOM PARCO
08:00-10:00	ST49 ORTHOTICS

Chairs: Karin Boer (The Netherlands), Andrea Derks (The Netherlands)

- A-0220** USE OF RELATIVE MOTION ORTHOSES FROM THE PERSPECTIVE OF INDIVIDUALS WITH HAND INJURIES
 Özge Buket Arslan¹, Yeşim Şahin¹, İlkem Ceren Sığırtaç¹, Büşra Yıldız¹, Egemen Ayhan², Çiğdem Öksüz¹ | ¹*Department of Occupational Therapy, Faculty of Health Sciences, Hacettepe University, Ankara, Turkey;* ²*University of Health Sciences, Diskapi Y. B. Training and Research Hospital, Ankara, Turkey*
 15 min
- A-0852** COMPARISON OF ORTHOSIS SATISFACTION OF HAND-INJURED PATIENTS USING STATIC ORTHOSIS, DYNAMIC ORTHOSIS OR RELATIVE MOTION ORTHOSIS
 Büşra Yıldız, Özge Buket Arslan, İlkem Ceren Sığırtaç, Fatih Süleyman Okumuş, Çiğdem Öksüz | *Department of Occupational Therapy, Faculty of Health Sciences, Hacettepe University, Ankara, Turkey*
 15 min
- A-0478** COMPARISON OF TWO RELATIVE MOTION EXTENSION APPROACHES (RME WITH VERSUS WITHOUT AN ADDITIONAL OVERNIGHT ORTHOSIS) FOLLOWING ZONES V-VI EXTENSOR TENDON REPAIRS: A RANDOMIZED EQUIVALENCE TRIAL
 Melissa J Hirth^{1,2,3}, Ian Hunt⁴, Kelly Briody⁵, Zoe Milner⁶, Kate Sleep², Angela Chu¹, Emily Donovan⁷, Lisa O'Brien³ | ¹*Occupational Therapy Department, Austin Health, Heidelberg, Australia;* ²*Malvern Hand Therapy, Malvern, Australia;* ³*Department of Occupational Therapy, Faculty of Medicine, Nursing and Health Sciences, Monash University, Peninsula Campus, Frankston, Australia;* ⁴*TIA, College of Sciences and Engineering, University of Tasmania, Tasmania, Australia;* ⁵*Occupational Therapy Department, Monash Health, Dandenong, Australia;* ⁶*Occupational Therapy Department, Melbourne Health, Parkville, Australia;* ⁷*Occupational Therapy Department, Western Health, Footscray, Australia*
 15 min
- A-0621** RELATIVE MOTION ON LUMBRICAL MUSCLE TEARS IN SPORT CLIMBERS: A PARADIGM SHIFT?
 Núria Carnicero^{1,2}, Vicenç Punsola-Izard¹, Aroa Casado^{1,3}, Judit Mendieta-Zamora¹, Elena Ozaes-Lara¹, Àngel Ferreres⁴, Montserrat Del Valle⁵, Alfonso Rodríguez-Baeza² | ¹*Hand Therapy BCN, Barcelona, Spain;* ²*Department of Morphological Sciences, School of Medicine, Universitat Autònoma de Barcelona, Bellaterra, Spain;* ³*Unit of Human Anatomy and Embryology, University of Barcelona, Barcelona, Spain;* ⁴*Institut Kaplan, Surgery of the Hand and the Upper Extremity, Barcelona, Spain;* ⁵*Fundació Hospital de l'Esperit Sant, Santa Coloma de Gramenet, Spain*
 15 min
- A-0392** CASTING MOTION TO MOBILISE STIFFNESS: A GAME CHANGER IN THE TREATMENT OF STIFF HANDS
 Kylie O'Grady, Emma Carr, Roisin Dolan, Sean Carroll, Kieran O'Shea, Martina Fitzpatrick, Sarah McNally | *St. Vincent's University Hospital, Dublin, Ireland*
 15 min

A-0949 ORTHOTIC INTERVENTION WITH CUSTOM-MADE THERMOPLASTIC MATERIAL IN ACUTE AND CHRONIC MALLETT FINGER INJURY: A COMPARISON OF OUTCOMES
 Erfan Shafiee¹, Maryam Farzad² | ¹*School of Physical Therapy, Department of Health and Rehabilitation Sciences, University of Western Ontario, ON, Canada;* ²*School of Physical Therapy, Department of Health and Rehabilitation Sciences, University of Western Ontario, London, ON, Canada*
 15 min

Discussion
 15 min

Saturday, 13 May 2023

	ROOM WORKSHOP A
08:00-10:00	ST46 ANATOMY GLOVE

Chairs: P. McKee (Canada), S Mee (UK)

A-1045 WORKSHOP 09: LEARN AND TEACH ANATOMY FROM THE INSIDE OUT WITH THE ANATOMY GLOVE
 P McKee, S Mee | *Canada*
 120 min

Saturday, 13 May 2023

	ROOM WORKSHOP C
08:00-10:00	ST39 HAND EDEMA... JUST COBAN?

Chairs: Sheila Santandrea (Italy), Elena Lanfranchi (Italy)

A-1078 WORKSHOP 14: HAND EDEMA ... JUST COBAN
 Sheila Santandrea, Elena Lanfranchi | *Italy*
 120 min

Saturday, 13 May 2023

	ROOM ANFITEATRO
09:00-10:00	SS82 EWAS 2: NEW TECHNIQUES IN WRIST ARTHROSCOPY

Chairs: Andrea Atzei (Italy), Lorenzo Merlini (France)

A-1324 ARTHROSCOPIC SCAPHOIDECTOMY AND MIDCARPAL TENOPLASTY: A NEW OPTION FOR SLAC/ SNAC II WRIST
 Andrea Atzei | *Italy*
 10 min

- A-1325** ARTHROSCOPIC TREATMENT FOR OSTEOCHONDRAL INJURIES OF THE WRIST WITH ACELULAR COLLAGEN MATRIX
Pedro J. Delgado | *Spain*
10 min
- A-1326** EXTRINSIC LIGAMENOUS INJURIES IN DISTAL RADIUS FRACTURES
Margaret Fok | *Hong Kong*
10 min
- A-1327** NEW OPTIC TOOLS IN WRIST ATHROSCOPY
Andrew Chin | *Singapore*
10 min
- A-1328** THE MIDCARPAL VOLAR SCAPHOID PORTAL: A USEFUL AND SAFE NEW PORTAL. ANATOMICAL STUDY
Mireia Esplugas | *Spain*
10 min
- Case report discussion**
10 min

Saturday, 13 May 2023

	ROOM CASTELLO
09:00-10:00	SS52 STATISTICS IN HAND SURGERY

Moderators: Mike Ruettermann, Tim Hems

- A-1231** BASIC STATISTICS FOR THE HAND SURGEON
Jonathan Hobby | *UK*
10 min
- A-1232** GOOD DATA, WRONG STATISTICAL METHODOLOGY
Dieuwke Broekstra | *The Netherlands*
10 min
- A-1233** WHEN STATISTICS CAN MISLEAD CONCLUSIONS
Tim Hems | *UK*
10 min
- A-1234** CASE STUDY: WHAT STATISTICAL ANALYSIS WILL YOU CHOOSE? (WORK IN PAIRS)
30 min

Discussion

Saturday, 13 May 2023

	ROOM ARCO
09:00-10:00	SS54 EVERYTHING THE KNEE CAN GIVE TO A HAND SURGEON!
	Chairs: Heinz Bürger (Austria), Pierluigi Tos (Italy)
A-1285	MICROSURGICAL BONE RECONSTRUCTION OF THE WRIST. VBGS FROM THE FEMORAL CONDYLES AND BEYOND Heinz Bürger <i>Austria</i> 10 min
A-1287	MEDIAL FEMORAL CONDYLE CORTICOPERIOSTEAL FLAPS FOR LONG BONES NON UNIONS Matteo Guzzini, Alessandro Crosio, Simona Odella, Bruno Battiston, Pierluigi Tos <i>Italy</i> 10 min
A-1288	THE MICROVASCULAR GLIDING TISSUE FLAP FROM LATERAL FEMORAL CONDYLE FOR THE TREATMENT REZIDIVE FIBROSIS OF PERIPHERAL NERVES Maria Anoshina <i>Austria</i> 10 min
A-1289	FESSH SUBGROUP PRESENTATION AND MEETING: "MICROSURGERY IN HAND SURGERY – FROM TEACHING TO CLINICAL PERSPECTIVES" 5 min

Saturday, 13 May 2023

	ROOM ANFITEATRO
10:30-12:30	SS57 EWAS 3: HYBRID WRIST SURGERY
	Chairs: Riccardo Luchetti (Italy), Daniel Nagle (USA), Christophe Mathoulin (France)
A-1347	INTRODUCTION: FROM DRY WRIST ARTHROSCOPY TO HYBRID WRIST SURGERY Andrea Atzei <i>Italy</i> 10 min
A-1348	HYBRID SURGERY OF INTRA-ARTICULAR DISTAL RADIUS FRACTURE & MALUNION Vicente Carratalà <i>Spain</i> 10 min
A-1350	HYBRID SURGERY FOR TFCC RECONSTRUCTION Riccardo Luchetti <i>Italy</i> 10 min
A-1351	HYBRID SURGERY FOR SL RECONSTRUCTION Pedro J Delgado <i>Spain</i> 10 min

- A-1352** HYBRID SURGERY FOR CARPAL LIGAMENT RECONSTRUCTIONS AROUND THE WRIST
Gustavo Mantovani | *Brazil*
10 min
- A-1353** HYBRID SURGERY FOR PROXIMAL ROW CARPECTOMY IN KIENBÖCK DISEASE
B Oczelik | *Turkey*
10 min
- A-1354** HYBRID SURGERY IN THE MANAGEMENT OF PARTIAL WRIST FUSIONS
Eva-Maria Baur | *Germany*
10 min
- A-1355** HYBRID SURGERY FOR SCAPHOID NONUNION
Jeff Ecker | *Australia*
10 min
- A-1356** ADVANCED HYBRID SURGERY: RECONSTRUCTION OF SCAPHOID NONUNION WITH VASCULARIZED BONE GRAFT & ARTHROSCOPIC ASSISTANCE
Fernando Corella | *Spain*
10 min
- A-1357** DISCUSSION & CLINICAL CASES
Enrico Carità, Lucian Lior Marcovici | *Italy*
20 min

Saturday, 13 May 2023

	ROOM CASTELLO
10:30-11:30	SS58 RESEARCH METHODOLOGIES

Chairs: Miriam Marks (Switzerland), Ruud Selles (The Netherlands)

- A-1244** STRENGTHS AND WEAKNESSES OF RETROSPECTIVE STUDIES
Nadine Hollevoet | *Belgium*
15 min
- A-1245** STRENGTHS AND WEAKNESSES OF RANDOMIZED CONTROLLED TRIALS
Miriam Marks | *Switzerland*
15 min
- A-1246** STRENGTHS AND WEAKNESSES OF REGISTRY-BASED STUDIES
Ruud Selles | *The Netherlands*
15 min
- A-1247** STRENGTHS AND WEAKNESSES OF SYSTEMATIC REVIEWS / META-ANALYSES
Mike Ruettermann | *The Netherlands*
15 min

Saturday, 13 May 2023

	ROOM TEMPIO
10:30-12:30	SS59 CMC ARTHRITIS 2

Chairs: Alberto Donadelli (Italy), Ana Pinto (Portugal)

- A-0630** IS THE LOSS OF FIRST RAY HEIGHT AFTER TRAPEZECTOMY AND SUSPENSION WITH A BUTTON ASSOCIATED WITH A DECREASE IN POSTOPERATIVE PINCH AND GRIP?
Nuno Telo Ramos, Luísa Vital, Miguel Relvas, Fábía Silva, Joana Tavares Almeida, Mariana Cunha Ferreira, João Duarte Silva, António Sousa, Vitor Vidinha | *Centro Hospitalar e Universitário de São João, Porto, Portugal*
6 min
- A-0080** OUTCOME OF ARTHRODESIS FOR THE EATON LITTLER STAGE III DEGENERATIVE TRAPEZIOMETACARPAL ARTHRITIS
Chi-Hoon Oh¹, Jun-Ku Lee², Cheungsoo Ha¹, WooYeol Ahn¹, Soo-Hong Han¹ | ¹*Department of Orthopedic Surgery, CHA Bundang Medical Center, CHA University School of Medicine, South Korea;* ²*Department of Orthopedic Surgery, National Health Insurance Service Ilsan Hospital, South Korea*
6 min
- A-0930** HOW NECK ANGULATION AND STEM ROTATION AFFECT THE METACARPAL'S POSITION IN THE TRAPEZIOMETACARPAL JOINT REPLACEMENT: A 3D ANALYSIS
Maxim Dendale, Annemieke Van Haver, Frederik Verstrecken, Matthias Vanhees | *AZ Monica Hospital, MoRe Institute, Antwerp University Hospital, University of Antwerp, Belgium*
6 min
- A-0680** ARPE TOTAL JOINT ARTHROPLASTY FOR TRAPEZIOMETACARPAL OSTEOARTHRITIS: 71 THUMBS IN 65 PATIENTS WITH A MINIMUM OF 15 YEARS FOLLOW-UP
Pieter Van Geel, Alexander Top, Eduard Van Eecke, Stijn Muermans, Arne Decramer, Bert Vanmierlo | *Department of Orthopedic Surgery, AZ Delta Hospital, Roeselare, Belgium*
6 min
- A-0822** TRAPEZIOMETACARPAL ARTHROPLASTY AS TREATMENT FOR RHIZARTHRITIS – REVISION OF 15 PATIENTS WITH A MINIMUM 12-MONTH FOLLOW-UP
Inês Domingues, João Gameiro, Rui Cunha, Liliana Domingues, Eduardo Silva, Gonçalo Lavareda, Sofia Carvalho, João Neves | *Hospital Ortopédico Sant'ago do Outão*
6 min
- A-0862** LIPARTHROPLASTY FOR THUMB CARPOMETACARPAL JOINT OSTEOARTHRITIS: A CASE SERIES WITH MEDIAN 5 YEARS OF FOLLOW-UP
Matthias Holzbauer^{1,2}, Manfred Schmidt^{2,3}, Julian Alexander Mihalic^{1,2}, Dominik Duscher⁴, Tobias Gotterbarm^{1,2}, Stefan Mathias Froschauer^{2,5} | ¹*Department of Orthopedics and Traumatology, Kepler University Hospital, Linz, Austria;* ²*Medical Faculty, Johannes Kepler University Linz, Linz, Austria;* ³*Department of Plastic, Aesthetic, and Reconstructive Surgery, Med Campus III, Kepler University Hospital Linz, Linz, Austria;* ⁴*Department of Plastic, Reconstructive, Hand and Burn Surgery, BG-Trauma Center, Eberhard Karls University Tuebingen, Tuebingen, Germany;* ⁵*Diakonissen Clinic Linz, Linz, Austria*
6 min

- A-0172** QUANTITATIVE 2D AND 3D-ANALYSIS OF THE AXIS AND ANGLE-CORRECTION IN CLOSING WEDGE OSTEOTOMY (WILSONS-OT) OF THE METACARPAL I FOR THE TREATMENT OF EARLY-STAGE OSTEOARTHRITIS OF THE CMC I-JOINT
 Philipp Honigmann^{1,2,3}, Jasmine Rueegg^{4,5}, Marco Keller^{1,2}, Mathias Haefeli^{3,6} | ¹*Hand and Peripheral Nerve Surgery, Department of Orthopaedic Surgery and Traumatology, Kantonsspital Baselland (Bruderholz, Liestal, Laufen), Bruderholz, Switzerland;* ²*Medical Additive Manufacturing Research Group (MAM), Department of Biomedical Engineering, University of Basel, Allschwil, Switzerland;* ³*Amsterdam UMC, University of Amsterdam, Department of Biomedical Engineering and Physics, Amsterdam Movement Sciences, Amsterdam, the Netherlands;* ⁴*University of Dundee, Dundee, Scotland, UK;* ⁵*Medartis AG, Basel, Switzerland;* ⁶*Hand Surgery, Kantonsspital Graubünden, Chur, Switzerland*
 6 min
- A-0883** 12 PATIENTS TREATED BILATERALLY WITH DUAL MOBILITY PROSTHESIS AND TRAPEZIECTOMY WITH SUSPENSION ARTHROPLASTY FOR TRAPEZIOMETACARPAL OSTEOARTHRITIS: A MULTICENTRE STUDY WITH 2-YEAR FOLLOW-UP
 Matteo Guzzini¹, Leopoldo Arioli¹, Enrico Carità², Matilde Caracciolo¹, Alberto Donadelli², Andrea Ferretti¹ | ¹*Sant'Andrea University Hospital, Sapienza University of Rome, Italy;* ²*San Francesco Clinic, Verona, Italy*
 6 min
- A-0902** REVISION SURGERY OF THE ARPE TRAPEZIOMETACARPAL ARTHROPLASTY: COMPATIBILITY WITH THE TOUCH PROSTHESIS ALLOWS THE STEM TO BE RETAINED
 Pieter Vandenabeele, Bert Vanmierlo, Arne Decramer | *AZ Delta, Roeselare, Belgium*
 6 min
- A-0493** DE QUERVAIN TENDINITIS AFTER TRAPEZIOMETACARPAL TOTAL JOINT ARTHROPLASTY: BIOMECHANICAL EVALUATION OF TENDON EXCURSION IN THE FIRST EXTENSOR TENDON COMPARTMENT
 Tim Philips¹, Joris Duerinckx^{1,2} | ¹*Department of Orthopaedic Surgery and Traumatology, Ziekenhuis Oost-Limburg, Genk, Belgium;* ²*Hasselt University, Department of Rehabilitation Sciences, Diepenbeek, Belgium*
 6 min
- A-0892** DORSAL CLOSING OSTEOTOMY OF THE FIRST METACARPAL BONE (WILSON - OSTEOTOMY) FOR TREATING PAINFUL INSTABILITY OF THE CMC I JOINT - LONG TERM RESULTS AFTER AN AVERAGE OF 10 YEARS
 Heinrich Tuennerhoff | *Practice for Handsurgery, Bad Dürkheim, Germany*
 6 min

Discussion

Saturday, 13 May 2023

	ROOM ARCO
10:30-12:30	SS60 COVID / WALANT

Chairs: Xavier Gueffier (France), Francesca Toia (Italy)

- A-0037** COVID-19 HAND - SEQUELAE OF COVID-19 IN THE HAND & WRIST SYSTEMATIC LITERATURE REVIEW
Kenneth Koo, James Morris, Saif Ansari, Fizan Younis | *East Lancashire Hospitals NHS Trust (ELHT), UK*
6 min
- A-0141** WIDE AWAKE LOCAL ANAESTHESIA WITH NO TOURNIQUET (WALANT) FOR FLEXOR TENDON REPAIRS IN A PROCEDURE ROOM SETTING: A COMPARISON OF OUTCOMES TO REGIONAL AND GENERAL ANAESTHESIA IN THE OR
Angelos Mantelakis, Theodora Papavasiliou, Harimi Suren, Ruparelia Pranay, Lauren Uppal | *Department of Plastic Surgery, Guys' and St' Thomas' Hospitals, London, UK*
6 min
- A-0486** HOW HAS COVID-19 SHAPED THE FUTURE OF HAND SURGERY: A SURVEY OF 39 UK HAND SURGERY UNITS
Catherine James¹, Shiraz Shafi², Victor Lu³, Abigail Shaw⁴, Emma Reay⁵ | ¹*Cardiff & Vale University Health Board, Wales, UK;* ²*University of Dundee, Scotland, UK;* ³*University of Cambridge, England, UK;* ⁴*Portsmouth Hospital University NHS Trust, England, UK;* ⁵*James Cook University Hospital, Middlesbrough, England, UK*
6 min
- A-0319** WALANT TECHNIQUE: WHEN, WHY, WHERE, HOW?
Mihaela Pertea^{1,2}, Stefana Luca^{1,2}, Petru Ciobanu^{1,2}, Madalina-Cristina Fotea², Dorin Sumanaru², Alexandru Amarandei², Bogdan Veliceasa^{1,3} | ¹*"Grigore T. Popa" University of Medicine and Pharmacy, Iasi, Romania;* ²*Department of Plastic Surgery and Reconstructive Microsurgery, 'Sf. Spiridon' Emergency County Hospital, Iasi, Romania;* ³*Department of Orthopaedics and Traumatology, 'Sf. Spiridon' Emergency County Hospital, Iasi, Romania*
6 min
- A-0540** SIMPLIFYING MANAGEMENT OF PENETRATING INJURIES: LITERATURE REVIEW AND FAST-TRACK APPROACH PROPOSAL
Marco Borsetti¹, Emiliano Bernuzzi^{1,2}, Alessandra Clemente¹, Ezio Nicola Gangemi¹, Fulvio Antonino Nicolò¹, Paolo Bogetti² | ¹*Division of Plastic Surgery and Hand Surgery, Maria Vittoria Hospital, Turin, Italy;* ²*Department of Surgical Sciences, Structure of Reconstructive and Aesthetic Plastic Surgery, University of Turin, Turin, Italy*
6 min
- A-0641** TACKLING THE CHALLENGES OF HAND AND WRIST REHABILITATION DURING COVID-CONFINEMENT AND BEYOND. PRELIMINARY DATA OF A NEW INTEGRATED DIGITAL PLATFORM FOR REMOTE REHABILITATION
M. Calcagni¹, J. Rodriguez², R. Jauregui Telleira², I. Besmens¹ | ¹*Dept of Plastic Surgery and Hand Surgery, University Hospital Zurich, Switzerland;* ²*DyCare, Barcelona, Spain*
6 min

- A-0916** IMPACT OF COVID-19 VACCINATION-BASED TRIAGING ON RECOVERY OF SERVICES FOR PLASTIC SURGERY HAND TRAUMA IN A PLASTIC SURGERY TERTIARY REFERRAL CENTRE
Lisa Ishak, Russell Bramhall, Adrian Murphy | *Canniesburn Plastic Surgery Unit, Glasgow Royal Infirmary, Glasgow, Glasgow, United Kingdom*
6 min
- A-0901** IMPACT OF COVID-19 ON OPERATIVE TIMING FOR PLASTIC SURGERY HAND TRAUMA IN A PLASTIC SURGERY TERTIARY REFERRAL CENTRE
Lisa Ishak, Russell Bramhall, Russell Bramhall | *Canniesburn Plastic Surgery Unit, Glasgow Royal Infirmary, Glasgow, Glasgow, United Kingdom*
6 min
- A-0452** WIDE AWAKE LOCAL ANAESTHETIC NO TOURNIQUET SURGERY IN TRAPEZIOMETACARPAL PROCEDURES, OUR EXPERIENCE AND METHODOLOGY
Filipe Castelo, Bárbara Costa, Ricardo Reis Sousa, Raquel Ricardo, Pedro Batista, Cláudia Santos | *Centro Hospitalar Universitário Cova da Beira, Portugal*
6 min
- A-0632** WALANT WRIST ARTHROSCOPY
Iulian-Daniel Vilcioiu, Andrei Popa, Amit Beedasy, Claudiu Jaba, Dragoş Zamfirescu | *Zetta Hospital, Bucharest, Romania*
6 min
- A-0335** PATIENT SATISFACTION AND OUTCOME OF CARPAL TUNNEL RELEASE USING WIDE-AWAKE LOCAL ANESTHESIA NO TOURNIQUET (WALANT) TECHNIQUE IN KHARTOUM STATE- SUDAN
Khalid Mohamed, Abass Hassan | *Alzaiem Alazhari University, Khartoum, Sudan*
6 min
- A-0451** THE COMBINED ORTHOPLASTIC HAND & WRIST VIRTUAL FRACTURE CLINIC: A NEW OUTPATIENT CARE MODEL TO RATIONALISE THE HAND INJURY PATHWAY AT A MAJOR TRAUMA CENTRE
P Hever, E Wilson, A Misky, K Fournier, L Li, S Hettiaratchy, J Simmons, G Lawton | *St Mary's Hospital, London, UK*
6 min
- A-0705** DESIGN OF A HOME-MADE WRIST ARTHROSCOPY SIMULATOR
Axel Koehly, Alexandre Quemener, Safire Ballet, Laurent Obert, Isabelle Pluvy, François Loisel | *Departement of Orthopaedic Surgery, University Medical Center of Besançon, France*
6 min

Discussion

	ROOM ARENGO
10:30-12:30	SS62 FINGER FRACTURES

Chairs: Rocco De Vitis (Italy), Simon Oeckenpoebler (Germany)

A-0543

NOT SO EASY TO SEE: MISTAKES IN PHALANGEAL FRACTURES

Larissa Lanzaro, Ana Pinto, Horácio Costa | *Centro Hospitalar Vila Nova de Gaia/Espinho, Portugal*
6 min

A-0538

CURRENT TREATMENT AND PATIENT-REPORTED OUTCOMES OF FRACTURES AND DISLOCATIONS OF THE METACARPAL AND PHALANGEAL BONES OF THE HAND IN THE NETHERLANDS; A MULTICENTRE SNAPSHOT STUDY OF 1679 PATIENTS

Louise de Haas¹, Dorien Salentijn¹¹, Bastiaan van Hoornt¹, Ruben van Veen¹¹, Detlef van der Velde¹², Niels Schep¹⁰, Mark van Heijl^{11,14} | *On Behalf of the Trauma, Plastic Surgeons of 12 Hospitals in the Netherlands, From the Snapshot Handfractures Collaborative Study Group: Louise de Haas¹, Hanneke van Oorschot¹, Elke Arts², Said Bachiri³, Reinier Beks³, Leonie Blom^{3,4}, Doeke Boersma⁵, Jan Ten Bosch⁷, Floor Ter Brugge⁸, Niels Bruggeman⁹, Brigitte Heijden^{5,6}, Priscilla Jawahier¹⁰, Pieter Joosse³, Siegrid de Meer⁸, Amanda Nijhuis⁵, Jan Siert Reinders⁹, Luke van Rossenberg¹, Dorien Salentijn¹¹, Friso Schonk⁷, David Tas¹², Michiel Teijgeler⁴, Tim Timmers¹³, Ruben van Veen¹¹, Detlef van Der Velde¹², Stephanie Zielinski², Niels Schep¹⁰, Ivar de Bruin¹⁴, Bastiaan van Hoornt¹, Mark van Heijl^{11,14} | ¹Department of Surgery, Diakonessenhuis Utrecht/Zeist/Doorn, Utrecht, The Netherlands; ²Department of Surgery, Ziekenhuis Gelderse Vallei, Ede, Netherlands; ³Department of Surgery, Noordwest Ziekenhuisgroep, Alkmaar, Netherlands; ⁴Department of Surgery, Tergooi Ziekenhuis, Hilversum, Netherlands; ⁵Department of Surgery, Jeroen Bosch Ziekenhuis, Den Bosch, Netherlands; ⁶Department of Plastic Surgery, Radboudumc, Nijmegen, the Netherlands; ⁷Department of Surgery, Maastricht University Medical Center+, Maastricht, Netherlands; ⁸Department of Surgery, Ziekenhuis St Jansdal, Harderwijk, Netherlands; ⁹Department of Surgery, Groene Hart Ziekenhuis, Gouda, Netherlands; ¹⁰Department of Surgery, Maasstad Ziekenhuis, Rotterdam, Netherlands; ¹¹Department of Surgery, Onze Lieve Vrouwe Gasthuis, Amsterdam, Netherlands; ¹²Department of Surgery, St Antonius Ziekenhuis, Nieuwegein/Leidsche Rijn, Netherlands; ¹³Department of Surgery, Meander Medisch Centrum, Amersfoort, Netherlands; ¹⁴Department of Surgery, University Medical Center Utrecht, Utrecht, The Netherlands*

6 min

A-0077

INTRAMEDULLARY COMPRESSION SCREW FIXATION IN METACARPAL AND PHALANGEAL FRACTURES: A 4 YEAR SINGLE-CENTER RETROSPECTIVE STUDY

Elena Cianci¹, Chiara Stambazzi¹, Giacomo Maria Galbiati¹, Andrea Zoccolan², Matteo Formica¹ | *¹Department of Surgical Sciences, University of Genova, Genova, Italy; ²Hand Surgery Department, Ospedale San Paolo, Savona, Italy*

6 min

- A-0123** NONOPERATIVE VERSUS OPERATIVE TREATMENT FOR DISPLACED FINGER METACARPAL SHAFT FRACTURES: A PROSPECTIVE, NONINFERIORITY, RANDOMIZED CONTROLLED TRIAL
Fredrik Peyronson¹, Cecilia Stalberg Ostwald^{1,3}, Nils P. Hailer¹, Grey Giddins⁴, Torbjörn Vedung⁵, Daniel Muder^{1,2} | ¹*Department of Surgical Sciences/Orthopedics & Hand Surgery, Uppsala University Hospital, Uppsala, Sweden;* ²*Department of Orthopedics, Falun, Sweden;* ³*Center for Clinical Research Dalarna - Uppsala University, Falun, Sweden;* ⁴*The Hand to Elbow Clinic, Bath, United Kingdom;* ⁵*Elisabeth Hospital, Aleris Healthcare AB, Uppsala, Sweden*
6 min
- A-0334** OUTCOME OF FUNCTIONAL TREATMENT WITH A LUCERNE-CAST IN PATIENTS WITH HAND FRACTURES: A RETROSPECTIVE CASE SERIES
Priscilla A. Jawahier¹, Dorien A. Salentijn¹, Nadine M. Teunissen¹, Frank J.P. Beeres², Mark van Heijl³, Niels W.L. Schep¹ | ¹*Maasstad hospital, Rotterdam, the Netherlands;* ²*Luzerner Kantonsspital, Spitalstrasse, Luzern, Switzerland;* ³*Diakonessenhuis, Utrecht, the Netherlands*
6 min
- A-0379** LONG TERM FUNCTIONAL OUTCOME OF CARPOMETACARPAL FRACTURE DISLOCATIONS: A RETROSPECTIVE CASE SERIES
Priscilla A. Jawahier, Nienke I. Buijk, Niels W.L. Schep | *Maasstad hospital, Rotterdam, the Netherlands*
6 min
- A-0348** INTRAMEDULLARY HEADLESS SCREW FIXATION FOR PROXIMAL PHALANX FRACTURES: A 3 YEAR FOLLOW-UP
Viviane Nietlispach¹, Julie Medina Gontier¹, Raffael Labèr¹, Inga Besmens¹, Thomas Frauenfelder², Maurizio Calcagni¹ | ¹*Department of Plastic Surgery and Hand Surgery, University Hospital Zurich, Zurich, Switzerland;* ²*Department of Radiology, University Hospital Zurich, Zurich, Switzerland*
6 min
- A-0585** METACARPAL FRACTURES TREATMENT:COMPARISION BETWEEN KIRSCHNER WIRE AND INTRAMEDULLARY SCREW
Bruno Cesar Silva de Jesus¹, Clóvis Rodrigo Guimarães Braz Pereira da Silva², Rodrigo Domiciano Cardoso², Vitor Augusto Queiroz Mauad³, Rafael Saleme Alves⁴, Fernando Nogueira Zambone Pinto⁵ | ¹*ABC Medical School, Santo André, São Paulo, Brazil;* ²*Hand Surgery and Microsurgery at ABC Medical School, Santo André, São Paulo, Brazil;* ³*Brazilian Association of Hematology, Hemotherapy and Cellular Therapy (ABHH) and ABC Medical School, Santo André, São Paulo, Brazil;* ⁴*ABC Medical School, Santo André, São Paulo, Brazil and ABC Medical School (FMABC), Santo André, São Paulo, Brazil;* ⁵*ABC Medical School, Santo André, São Paulo, Brazil and Federal University of São Paulo (UNIFESP), São Paulo, Brazil*
6 min
- A-0559** ARTICULAR INVOLVEMENT WITH RETROGRADE HEADLESS COMPRESSION SCREW FIXATION OF THE METACARPAL
Andrew Straszewski, Jason Dickherber, Megan Conti Mica | *University of Chicago, Chicago, Illinois, USA*
6 min

- A-0485** COMPARATIVE ANALYSIS OF THE BIOMECHANICAL BEHAVIOUR AND CLINICAL RESULTS OF THE FIFTH CARPOMETACARPAL FRACTURES
Belén García-Medrano¹, Claudia González García², Jose Antonio Fernández Martín², Elvira Mateos Álvarez¹, Félix J De Paz³, David C Noriega González¹ | ¹Hand Surgery Unit, Orthopedic Surgery Department, Hospital Clínico Universitario de Valladolid, Spain; ²Upper Extremity Unit, Orthopedic Surgery Department, Hospital Virgen de la Victoria, Málaga, Spain; ³Anatomy Professor, Anatomical and Radiologist Department, Faculty of Medicine, University of Valladolid, Spain
6 min
- A-0699** NON-OPERATIVE MANAGEMENT OF 5TH METACARPAL NECK FRACTURES: A SYSTEMATIC REVIEW AND META-ANALYSIS
Djamila Rojoa¹, Zainab Bazeer², Sultan Hussein², Nicholas Monteoliva-Cereceda¹, Firas Rahman³ | ¹Guys and St Thomas's Hospital NHS Trust, London, UK; ²Imperial College Healthcare NHS Trust, London, UK; ³North and East Hertfordshire NHS Trust, UK
6 min
- A-0689** CONSERVATIVE TREATMENT OF PROXIMAL PHALANX FRACTURES USING A TRACTION SPLINT
Panagiotis Tsiasiotis, Rafailia Sotiria Kivotidou, Georgia Dedousi, Panagiotis Christopoulos, Leonidas Dimou | 5th Orthopaedic department-hand unit, Asklepeion General Hospital, Athens, Greece
6 min
- A-0026** SCREW ONLY OR PLATING FOR SPIRAL FRACTURE OF THE METACARPAL?
Abby Choke, Yoke Rung Wong, D A McGrouther | Singapore General Hospital, Singapore
6 min
- A-0746** DOES THE ANGLE BETWEEN THE FRACTURE LINE AND THE DORSAL BLOCK PIN AFFECT THE QUALITY OF REDUCTION IN BONY Mallet INJURIES TREATED WITH EXTENSION BLOCK PIN TECHNIQUE?
İdris Demirtaş, Erdem Ateş, Anıl Arıkan, Ender Gümüšoğlu, Zeynel Mert Asfuroğlu, Metin Manouchehr Eskandari | Mersin University, Faculty of Medicine, Department of Orthopedics and Traumatology, Division of Hand Surgery, Mersin, Turkey
6 min

Discussion

Saturday, 13 May 2023

	ROOM BORG0
10:30-12:30	SS61 PULPE
	Complex Syndactylies and Complications
A-1310	SYNPOLYDACTYLIES: HOPES & FRUSTRATIONS Christianne van der Nieuwenhoven <i>The Netherlands</i> 7 min
A-1311	APERT SYNDROME: EVOLUTION OF TREATMENT - TYPE I AND II HANDS Daniel Weber <i>Switzerland</i> 7 min

A-1312 APERT SYNDROME: EVOLUTION OF TREATMENT - TYPE III HANDS

Bran Sivakumar | *UK*

7 min

A-1313 HYPERTROPHIC SCARS AND KELOIDS

Stéphane Guéro | *France*

7 min

Panel discussion

30 min

Fingertip Injuries

A-1314 FINGERTIP DEFECTS: SEMIOCCCLUSIVE DRESSINGS: INDICATIONS, LIMITATIONS

Andreas Weber | *Switzerland*

7 min

A-1315 FINGERTIP AMPUTATIONS: MICROSURGICAL REPLANTATION, AUTOGRAFT. INDICATIONS, LIMITATIONS

Giovanna Petrella | *Italy*

7 min

A-1316 FINGERTIP DEFECTS & AMPUTATIONS. FLAPS & DERMO-DERMAL FUSIONS

Wiebke Hülsemann | *Germany*

7 min

A-1317 NAILBED INJURIES. INDICATIONS AND TECHNIQUE OF REPAIR

Fillip Stockmans | *Belgium*

7 min

A-1318 SEYMOUR FRACTURES

Elisa Rosanda | *Italy*

7 min

Panel discussion, Case discussions

20 min

Saturday, 13 May 2023

	ROOM PIAZZA
10:30-12:30	ST03 HAND FRACTURE

Chairs: K Boer (The Netherlands), K Fournier (UK)

A-0966 BOXER'S FRACTURE TREATMENT REVIEW AND HOW MUCH DISPLACEMENT CAN WE ACCEPT AFTER CLOSED REDUCTION

S Chinchalkar | *Canada*

15 min

- A-0967** STATE OF THE ART CONSERVATIVE TREATMENT IN TRANSVERSE METACARPAL DIAPHYSIS FRACTURES
S Mee | *UK*
15 min
- A-0968** P1 FRACTURE: TREATMENT APPROACH AND HOW TO DECIDE
F Ferrario, Mario Gaetano Fioretti | *Switzerland*
15 min
- A-0972** CHALLENGING EXTRA-ARTICULAR PHALANGEAL FRACTURES MANAGED BY HAND THERAPY
J Larocerie | *Canada*
15 min
- A-0969** HOW TO OPERATE AND MAXIMIZE OUTCOME? FROM CMCJ TO PIPJ
F Pantaleoni | *Italy*
15 min
- A-0970** EARLY ACTIVE VECTOR ADJUSTABLE SKIN TRACTION: A COST EFFICIENT, VERSATILE AND PATIENT FRIENDLY WAY TO TREAT COMPLEX FINGER FRACTURES
K Boer | *The Netherlands*
15 min
- A-0971** CAN SOME FRACTURES BE ONLY BRACED AND NOT IMMOBILIZED?
P Boccolari | *Italy*
15 min
- Discussion**
15 min

Saturday, 13 May 2023

	ROOM MARINA
10:30-12:30	ST13 CONGENITAL DEFORMITIES

Chairs: K Liv Hansen (Denmark), A Skriver (Denmark)

- A-1274** ANATOMY
G Smith | *UK*
5 min
- A-0989** PATHOLOGIES IN DISTAL ARTHROGRYPOSIS
W Hülsemann | *Germany*
10 min
- A-0990** THERAPY IN RELATION TO CLASPED THUMB AND DISTAL ARTHROGRYPOSIS
C Miller | *UK*
20 min

- A-0991** THERAPY IN RELATION TO CLASPED THUMB AND DISTAL ARTHROGRYPOSIS
M Schelly | *Germany*
20 min
- A-1275** SURGICAL THERAPY OF CLASPED THUMB AND WINDBLOWN HAND
G Smith | *UK*
5 min
- Discussion**
15 min
- A-0992** COMMONLY USED PEDIATRIC HAND AND UPPER LIMB ASSESSMENT TOOLS
M Nobilia, G Culicchia | *Italy*
10 min
- A-0993** COMPLIANCE IN REHABILITATION AND SPLINTING
K Liv Hansen, A Skriver | *Denmark*
15 min
- Discussion and shared knowledge**
15 min

Saturday, 13 May 2023

	ROOM PARCO
10:30-12:30	ST27 NEUROLOGICAL DISORDERS

Chairs: Francesco Romagnoli (Italy), Elena Verderi (Italy)

- A-0948** THE EFFECTIVENESS OF REHABILITATION INTERVENTIONS ON PAIN AND DISABILITY FOR COMPLEX REGIONAL PAIN SYNDROME; A SYSTEMATIC REVIEW AND META-ANALYSIS
Erfan Shafiee¹, Joy MacDermid², Tara Packham³, David Walton⁴, Maryam Farzad⁵, Ruby Grewal⁶ |
¹*School of Physical Therapy, Department of Health and Rehabilitation Sciences, University of Western Ontario, ON, Canada;* ²*Physical Therapy and Surgery, University of Western Ontario, London, ON - Clinical Research Lab, Hand and Upper Limb Centre, St. Joseph's Health Centre, London, Ontario, Canada;* ³*School of Rehabilitation Sciences, McMaster University, Hamilton, ON, Canada;* ⁴*School of Physical Therapy, University of Western Ontario, ON, Canada;* ⁵*Roth McFarlane Hand and Upper Limb Center, University of Western Ontario, London, ON, Canada;* ⁶*School of Physical Therapy, Department of Health and Rehabilitation Sciences, University of Western Ontario, London, ON, Canada*
15 min
- A-0547** PHYSICAL- AND OCCUPATIONAL THERAPY FOR PATIENTS WITH A PERIPHERAL NERVE INJURY IN THE UPPER EXTREMITY - AN EVIDENCE BASED CLINICAL GUIDELINE
Jorunn Føllesdal, Hanna F. Wibe, Camilla Kindgren, Helle S. Reiten, Frode Thu, Kirsti Krosby, Tone Vaksvik, Kristine Risum | *Oslo University Hospital, Oslo, Norway*
15 min

A-0615 STRATIFIED REHABILITATION REGIMEN AFTER UO00BTENDON LENGTHENING IN THE SPASTICU000BUPPER LIMB: U000BFEASIBILITY AND PATIENT OUTCOMES
 Therese Ramström^{1,2}, Lina Bunketorp-Käll^{1,3}, Carina Reinholdt^{1,2}, Johanna Wangdell^{1,2} | ¹Centre for Advanced Reconstruction of Extremities, Sahlgrenska University Hospital, Sweden; ²Institute of Clinical Sciences, Department of Hand Surgery at Sahlgrenska Academy, University of Gothenburg, Sweden; ³Institute of Neuroscience and Physiology, Department of Health and Rehabilitation, Sahlgrenska Academy, University of Gothenburg, Sweden
 15 min

A-0903 PROPRIOCEPTIVE DEFICITS IN WRIST MOVEMENTS FOR MILD TO MODERATE CARPAL TUNNEL SYNDROME
 Haktan Ayvaz¹, Çiğdem Ayhan Kuru², Seda Namaldı², İlhami Kuru³ | ¹MIA Medicine Center, Ankara, Turkey; ²Hacettepe University, Faculty of Physiotherapy and Rehabilitation, Hand Rehabilitation Unit, Ankara, Turkey; ³Başkent University, Department of Orthopedics and Traumatology, Ankara, Turkey
 15 min

A-0755 ARE BIOPHYSICAL AGENTS EFFECTIVE IN THE TREATMENT OF CARPAL TUNNEL SYNDROME? AN OVERVIEW OF SYSTEMATIC REVIEWS
 Armaghan Dabbagh¹, Christina Ziebart^{1,6}, Joy MacDermid^{2,3}, Tara Packham⁴, Ruby Grewal⁵ | ¹Department of Rehabilitation Sciences, Faculty of Health Science, Western University, London, Ontario, Canada; ²Department of Physical Therapy, Faculty of Health Sciences, Western University, London, ON, Canada; ³Roth McFarlane Hand and Upper Limb Centre, St Joseph's Hospital, London, ON, Canada; ⁴School of Rehabilitation Science, McMaster University, Hamilton, ON, Canada; ⁵Department of Surgery, Western University, London, ON, Canada; ⁶KITE-UHN, University of Toronto, Toronto, ON, Canada
 15 min

A-0743 OEDEMA'S TREATMENT IN COMPLEX POST SURGICAL PATIENTS: GOLD STANDARD TREATMENT VS. NEUROMUSCULAR TAPE COMBINED WITH LYMPHATIC BANDAGE: WHICH ONE IS BETTER?
 A. Menegari, S. Minoia, S. Frassine, A. Hueller, G.E. Pajardi | *Multimedica, Hand Surgery Department, Castellanza (VA), Italy*
 15 min

Discussion
 15 min

Saturday, 13 May 2023

	ROOM CASTELLO
11:30-12:30	SS77 OUTCOMES IN HAND SURGERY

Chairs: Daniel Herren (Switzerland), Brigitte Van der Heijden (The Netherlands)

A-1239 VALUE BASED HEALTH CARE – ARE PROMS IMPORTANT IN HAND SURGERY?
 Brigitte Van der Heijden | *The Netherlands*
 8 min

- A-1240** ROLE OF INSURANCE COMPANIES IN IMPLEMENTING VALUE BASED HEALTH CARE
Reiner Feitz | *The Netherlands*
8 min
- A-1241** DEBATE: STANDARDIZATION OF ALL HAND PROMS – THE CASE FOR
Steven Hovius | *The Netherlands*
8 min
- A-1242** DEBATE: STANDARDIZATION OF ALL HAND PROMS – THE CASE AGAINST
Miriam Marks | *Switzerland*
8 min
- A-1243** CASE STUDY: WHAT PROMS OR OUTCOME MEASURES WILL YOU USE?
All faculty
20 min
- Final dscussion**
8 min

Saturday, 13 May 2023

	ROOM ANFITEATRO
12:40-13:10	SS63 CLOSING CEREMONY

Poster Session - Surgeons

SURGEONS - AMPUTATION / PROSTHESIS

- A-0096** IMPROVEMENT IN THE RANGE OF MOTION OF AMPUTATED TAMAI ZONE 4 FINGERS AFTER REHABILITATION AND FLEXOR TENOLYSIS WITHOUT JOINT CONTRACTURE
Hirotsada Matsui | *Sapporo Tokushukai Hospital division of orthopedic trauma center*
- A-0369** REPLANTATION OF AMPUTATED THUMBS WITH ROTARY AVULSION INJURY THROUGH BRIDGING THE ARTERIAL DEFECTS WITH VEIN GRAFTS AND PRIMARY TENDON TRANSFER IN 10 PATIENTS
LI Ling | *Shaoxing City Keqiao District Traditional Chinese Medicine Hospital Medical Alliance General Hospital, Shaoxing, China*
- A-0426** CLINICAL OUTCOME OF VOLAR ADVANCEMENT FLAP FOR FINGERTIP AMPUTATIONS
Marvin Man Ting CHUNG, Eunice Yik Yee CHOW, Wing Yuk IP | *Department of Orthopaedics & Traumatology, The University of Hong Kong, Hong Kong SAR*
- A-0472** COMPARISON OF FUNCTIONAL OUTCOMES FOLLOWING RAY AND PROXIMAL PHALANX AMPUTATION OF THE FINGERS: A RETROSPECTIVE COHORT STUDY
Khaled Dastagir, Peter Maria Vogt | *Hanover Medical School, Germany*
- A-0544** MANGLED HAND: WHERE TO BEGIN AND HOW FAR CAN WE GO?
Larissa Lanzaro, Ana Pinto, Horácio Costa | *Centro Hospitalar Vila Nova de Gaia/Espinho*
- A-0909** SPARE PARTS SURGERY – CLINICAL APPLICATION
João Costa, Maria João Almeida, Fábila Silva, Mariana Sousa, Claudia Gonçalves, Vitor Vidinha | *Centro Hospitalar Universitário São João, Porto, Portugal*
- A-0931** COMPARISON OF OUTCOMES AFTER FDS TENODESIS AND CONVENTIONAL PROXIMAL PHALANGEAL DIGITAL AMPUTATION
Sebastian Leuschner¹, Kathleen Rätzer¹, Michael Geßner¹, Frank Siemers^{1,2} | ¹*Klinik für Plastische und Handchirurgie, Brandverletzenzentrum, BG Klinikum Bergmannstrost Halle GmbH, Halle, Germany;* ²*Medical Faculty, Martin-Luther-University Halle-Wittenberg, Halle, Germany*

SURGEONS - ARTHRITIS / ARTHROPLASTY

- A-0070** WRIST ARTHROPLASTY AS A SOLUTION TO POST-TRAUMATIC OSTEOARTHRITIS OR FAILED PARTIAL ARTHRODESIS: A CASE SERIES
Pablo Nicolás López-Osornio de Vega^{1,2}, Giovanni Vilardo Cerqueira Guedes³ | ¹*Hospital Quirón Teknon, Barcelona, Spain;* ²*Hospital Mutua Universal, Barcelona, Spain;* ³*Instituto Nacional de Traumatologia e Ortopedia - INTO, Rio de Janeiro, Brazil*
- A-0153** IS PIP SURFACE REPLACEMENT RECOMMENDED IN PATIENTS WITH SEVERE PREOPERATIVE LONGITUDINAL JOINT AXIS DEVIATION?
Stephan Schindele, Miriam Marks, Sara Neumeister, Daniel B. Herren | *Schulthess Klinik Zurich, Switzerland*

- A-0217** LONG-TERM RESULTS AFTER SEMICONSTRAINED DISTAL RADIOULNAR JOINT ARTHROPLASTY
Martina Greminger, Laima Bandzaite, Inga Besmens, Maurizio Calcagni | *University Hospital Zurich, Switzerland*
- A-0224** MAY BE THE SPACERS THE BEST SOLUTION IN CMC ARTHROSIS EATON'S STAGE 2-3 IN UNDER-SEVENTY PATIENTS?
Gaetano Carriere | *Villa Regina Bologna*
- A-0243** REPLACEMENT OF THE DISTAL RADIOULNAR JOINT WIT A CONSTRAINT SCHEKER PROSTHESIS
P.A. Jawahier, B.M. Derksen, J.B. Jaquet, N.W.L. Schep | *Department of Hand and Wrist Surgery, Maasstad Hospital, Rotterdam, the Netherlands*
- A-0270** MANNERFELT SYNDROME: REVIEW AND CASE REPORT
Margit Singer, Mónica Francés, Manuel Marrero, David López, Jose Ballester, Pablo García, Ana Iglesias, Laura Fueyo, Javier Fernández-Palacios | *Hospital Universitario Gran Canaria Doctor Negrín, Spain*
- A-0394** EARLY OUTCOMES AFTER REGISTRATION OF FINGER IMPLANTS IN THE DUTCH ARTHROPLASTY REGISTER (LROI)
Esther van Santbrink¹, Bart van den Hurk¹, Anneke Spekenbrink-Spooren², Julliette Hommes¹, Rutger Schols¹, Xavier Keuter¹ | ¹*Department of Plastic, Reconstructive, and Hand Surgery, Maastricht University Medical Center+, Maastricht, the Netherlands*, ²*Dutch Arthroplasty Register (LROI), 's-Hertogenbosch, the Netherlands*
- A-0440** TRAPEZIOMETACARPAL PROSTHESIS AND THUMB METACARPOPHALANGEAL JOINT FUSION : IS IT COMPATIBLE ?
Gregoire N. Chick¹, Nathalie de Lambilly² | ¹*Latour Hospital, Geneva, Switzerland*; ²*Ghent university, Ghent, Belgium*; ³*Weil Cornell University, NY, USA*
- A-0561** OUTCOMES FOLLOWING DISTAL RADIOULNAR JOINT ARTHROPLASTY IN THE SETTING OF TOTAL OR PARTIAL WRIST FUSION
Asgeir Amundsen^{1,2}, Marco Rizzo³, Richard Berger³, Frede Frihagen^{1,2}, Steven Moran⁴ | ¹*Department of Orthopedic Surgery, Østfold Hospital Trust, Kalnes, Norway*; ²*Institute of Clinical Medicine, University of Oslo, Oslo, Norway*; ³*Division of Orthopedic Surgery, Mayo Clinic, Rochester, MN USA*; ⁴*Division of Plastic and Reconstructive Surgery, Mayo Clinic, Rochester, MN, USA*
- A-0586** APL RESECTION-SUSPENSION ARTHROPLASTY IN PATIENTS WITH EITHER ISOLATED CMC1-OSTEOARTHRITIS OR WITH ASSOCIATED OSTEOARTHRITIS OF THE SCAPHOTRAPEZIOTRAPEZOID JOINT: A COMPARISON OF LONG-TERM RESULTS
Tadej Voljc, Raimund Winter, Judith Christine Julie Geißler, Christian Smolle, Hanna Luze, Sebastian Philipp Nischwitz, Werner Girsch | *Department of Plastic, Reconstructive and Aesthetic Surgery, University Clinic LKH Graz, Graz, Austria*
- A-0610** LUNATE SHIFT INDEX (LSI): A NEW PARAMETER FOR THE EVALUATION OF RESIDUAL ULNAR SIDE WRIST PAIN IN PATIENTS WITH WRIST OSTEOARTHRITIS UNDERGOING THREE-CORNERS ARTHRODESIS VS FOUR-CORNERS ARTHRODESIS. A RETROSPECTIVE COMPARATIVE STUDY WITH MINIMUM 2 YEARS F
Andrea Zoccolan, Federico Vitali, Emilio Ferrari, Chiara Ursino, Maria Concetta Rivellino, Davide Greco, Irene Zotta, Matteo Formica | *Italy*

- A-0628** CHEILECTOMY OF THE DIP JOINT: AN EFFECTIVE ALTERNATIVE TO DIP JOINT ARTHRODESIS IN PATIENTS WITH SYMPTOMATIC OSTEOARTHRITIS?
Willem Roosenburg, Tanja Bakker | *Dr. Kuyperskliniek Hoorn, the Netherlands*
- A-0709** TWO-STAGE RECONSTRUCTION USING THE ALLOGRAFT-PROSTHETIC COMPOSITE TECHNIQUE IN A CASE OF ELBOW PROSTHETIC LOOSENING WITH LARGE BONE DEFECT
Albert Pardo Pol, Fernando Santana Pérez, Aleix Sala Pujals, Daniel Valverde Vilamala, Enric Domínguez Font | *Parc de Salut Mar, Barcelona, Spain*
- A-0736** NEW SURGICAL TECHNIQUE FOR DISTAL INTERPHALANGEAL JOINT IN TRIPHALANGEAL FINGER'S OSTEOARTHRITIS WITH A NOVEL INTERPOSITION PLASTY. CADAVERIC PRELIMINARY STUDY
Miguel Tovar Bazaga, Javier Cervera Irimia, Jose Sous Sanchez, Ruben Maestro Carvajal, Ricardo Andrade Albarracin, Sandra Ballester Quintana | *Hospital Universitario Fundación Jiménez Díaz, Madrid, Spain*
- A-0787** COMPARISON OF A RETROSPECTIVE STUDY OF MECHANICAL FAILURE OF THE UNIVERSAL 2 TWA AND A COMPUTER MODEL
Jannis Papadopoulos¹, David Veigl¹, Petr Tichý² | ¹*Department of Orthopaedics, First Faculty of Medicine Charles University in Prague and University Hospital Motol, Czech Republic;* ²*Department of biomechanics, Faculty of mechanical engineering, Czech Technical University in Prague, Czech Republic*
- A-0789** ISOLATED LUNO-CAPITATE OSTEOARTHRITIS: OUR EXPERIENCE AND LITERATURE REVIEW. CASES REPORT WITH PI2 SPACER IMPLANT
Julien Teodori¹, Augusto Marcuzzi², Alessandro Fagetti¹ | ¹*Microsurgery and Hand Surgery, ASST Sette Laghi, Varese, Italy;* ²*Hand Surgery Department, IRCCS Orthopedic Institute Galeazzi, Milan, Italy*
- A-0793** ASCENSION PROXIMAL INTERPHALANGEAL JOINT PROSTHESIS: 16 YEARS OF EXPERIENCE
Julien Teodori¹, Augusto Marcuzzi² | ¹*Microsurgery and Hand Surgery, ASST Sette Laghi, Varese, Italy;* ²*Hand Surgery Department, IRCCS Orthopedic Institute Galeazzi, Milan, Italy*
- A-0804** PISOTRIQUETRAL ARTHRITIS. AN ATYPICAL DIAGNOSIS IN A PATIENT WITH ULNAR WRIST PAIN
Rocio Mascaraque¹, Isabel Torres², Alexis Studer² | ¹*Hospital Universitario Infanta Elena, Madrid, Spain;* ²*Hospital FREMAP Majadahonda, Madrid, Spain*
- A-0816** INCIDENCE AND RISK FACTORS FOR ASEPTIC LOOSENING IN REVISION TOTAL ELBOW ARTHROPLASTY
Sang Soo Shin, Il Su Kim, Jeong Seop Lim, Ju Sam Jeong, Jae Woo Shim, Min Jong Park | *Department of Orthopedic Surgery, Samsung Medical Center, Sungkyunkwan University School of Medicine, Seoul, South Korea*

SURGEONS - ARTHROSCOPY

- A-0074** ARTHROSCOPICAL ROUND-BLOCK CAPSULO-LIGAMENTOPLASTY FOR DYNAMIC SCAPHO-LUNATE INSTABILITY. AN ANATOMICAL STUDY AND CASE SERIES
Chul Ki Goorens¹, Kjell van Royen², Niels Debaenst^{1,2}, Steven Probyn³, Andrea Atzei⁴ | ¹*Regionaal Ziekenhuis Tienen, Tienen, Belgium;* ²*Universitair Ziekenhuis Brussel, Jette, Belgium;* ³*Faculteit Geneeskunde en Farmacie, VUB, Jette, Belgium;* ⁴*PRO-Mano, Hand Surgery and Rehabilitation Team, Treviso, Italy*

- A-0134** OPEN PROCEDURE VERSUS ARTHROSCOPIC DEBRIDEMENT FOR CHRONIC MEDIAL EPICONDYLITIS
Byung Sung Kim, Ki Jin Jung, Changeui Lee | *Department of Orthopaedic Surgery, Soonchunhyang University College of Medicine, Bucheon-si, South Korea*
- A-0196** VOLAR GANGLION WITHIN THE CARPAL TUNNEL, A RARE CAUSE OF CTS, A CASE REPORT
Fidel Cayon | *Orthopaedic Specialties Center, Hand Surgery Unit. Quito, Ecuador*
- A-0279** LONG-TERM FOLLOW-UP OF SCAPHO-LUNATE RECONSTRUCTION WITH THE DRAW TECHNIQUE
Norman Della Rosa, Giovanna Petrella, Roberto Adani | *Hand Surgery and Microsurgery Azienda Ospedaliera Policlinico Modena, Italy*
- A-0355** ARTHROSCOPIC ASSISTED FIXATION OF THUMB DISLOCATION: A CASE REPORT
Elvira Mateos Álvarez, Belén García-Medrano, Ignacio del Barrio Lozano, Juan Berrocal Cuadrado, David César Noriega González | *Hospital Clínico Universitario de Valladolid, Spain*
- A-0432** ARTHROSCOPIC ASSISTED TREATMENT OF THUMB METACARPAL BASE ARTICULAR FRACTURES
Lucian Lior Marcovici¹, Riccardo Luchetti², Andrea Atzei³ | *¹Hand & Microsurgery Unit, Jewish Hospital of Rome (Ospedale Israelitico) Rome, Italy; ²Rimini Hand and Upper Limb Surgery & Rehabilitation Center, Rimini, Italy; ³Pro-Mano, Treviso, Italy*
- A-0479** ARTHROSCOPIC TREATMENT IN CMC JOINT OSTEOARTHRITIS OF THE THUMB WITH METAL ALLERGIES
Belén García-Medrano¹, Elvira Mateos Álvarez¹, Juan Berrocal Cuadrado¹, Alejandro León Andrino¹, David C Noriega González² | *¹Hand Surgery Unit. Orthopedic Surgery Department. Hospital Clínico Universitario de Valladolid, Valladolid, Spain; ²Head of Orthopedic Surgery Department. Hospital Clínico Universitario de Valladolid, Valladolid, Spain*
- A-0634** ARTHROSCOPIC TREATMENT IN MID-STAGES OF BASAL THUMB ARTHRITIS
Iulian-Daniel Vilcioiu, Andrei Popa, Amit Beedasy, Claudiu Jaba, Dragoş Zamfirescu | *Zetta Hospital, Bucharest, Romania*
- A-0649** SCAPHOID FRACTURES, WHAT IS THE BEST METHOD FOR DIAGNOSIS? – A CASE REPORT
Tiago P. Barbosa, Paulo Diogo Cunha, Melanie Costa, Guilherme Correia, Joana Azevedo, Pedro Varanda, Elisabete Ribeiro, Luis Filipe Rodrigues | *Hospital de Braga, Portugal*
- A-0913** ARTHROSCOPIC MANAGEMENT OF THE DRUJ INSTABILITY
Anton Ivanov, Victor Melnikov, Vadim Dubrov, Andrey Maximov, Fedor Dolgov | *City Clinical Hospital named after S. S. Yudin, Moscow, Russia*
- A-0938** A SIMPLE SURGICAL TECHNIQUE FOR ARTHROSCOPIC REPAIR OF TRAUMATIC RADIAL –SIDE PERIPHERAL TFCC TEAR
Babak Shojaie | *Germany*

SURGEONS - BASIC SCIENCES / RESEARCH

- A-0029** ANTERIOR PLATING TECHNIQUE FOR DISTAL RADIUS: COMPARING PERFORMANCE AFTER LEARNING THROUGH NAIVE VERSUS DELIBERATE PRACTICE
Cafarelli Laurine¹, Laela El Amiri¹, Sybille Facca^{1,2}, Nabil Chakfé³, Marie-Cécile Sapa¹, Philippe Liverneaux^{1,2,3} | *¹Cube CNRS UMR7357, Strasbourg University, Strasbourg, France; ²Department of Hand Surgery, Strasbourg University Hospitals, FMST, Strasbourg, France; ³Gepromed, Bâtiment d'Anesthésiologie, Strasbourg*

- A-0255** A NEW SUTURE METHOD FOR THE FINGER PROXIMAL INTERPHALANGEAL JOINT COLLATERAL LIGAMENT: A CADAVER STUDY
Kenji Kubota¹, Yusuke Matsuura¹, Takahiro Yamazaki¹, Yoshiyuki Matsuyama², Yosuke Ito¹, Ryutaro Iwasaki¹, Atsushi Hojo¹, Takashi Nomoto¹, Takuto Takeda¹, Seiji Otori¹ | ¹*Department of Orthopaedic Surgery, Chiba University Graduate School of Medicine, Japan;* ²*Tokyo Metropolitan Bokuto Hospital, Japan*
- A-0378** ANALYSIS OF UPPER EXTREMITY MOTION DURING VENIPUNCTURE USING OPTICAL 3D MOTION ANALYSIS SYSTEM
Atsushi Hojo¹, Aya Kanazuka^{1,2}, Yusuke Matsuura¹, Takahiro Yamazaki¹, Yoshiyuki Matsuyama³, Shinji Taniguchi¹, Yosuke Ito¹, Kenji Kubota¹, Ryutaro Iwasaki¹, Takashi Nomoto¹, Takuto Takeda¹, Seiji Otori¹ | ¹*Department of Orthopedic Surgery, Chiba University, Japan;* ²*Translational Research and Development Center, Chiba University Hospital, Japan;* ³*Tokyo Metropolitan Bokuto Hospital, Japan*
- A-0434** THE EFFECT OF SKIN TEMPERATURE ON LIGHT TOUCH SENSATION AND TWO-POINT DISCRIMINATION SENSITIVITY
Supichaya Thebraksa¹, Rujipon Abdulrahim¹, Piyawit Piyawutthiseth², Tulyapruet Tawon-sawatruk² | ¹*Faculty of Medicine Ramathibodi Hospital, Mahidol University - Faculty of Medicine and Public Health, HRH Princess Chulabhorn College of Medicine Science, Chulabhorn Royal Academy, Thailand;* ²*Faculty of Medicine Ramathibodi Hospital, Mahidol University, Thailand*
- A-0463** STUDY OF THE NEUROFUNCTIONAL UNITS OF THE FLEXOR CARPI ULNARIS (FCU) AND ITS USE IN TENDINOUS TRANSFERS
M.Rosa Morro^{1,2}, Guillermo Tarnawsky^{1,3}, Amer Mustafa^{1,4}, Manuel Llusà^{1,5} | ¹*Departamento de Antaomía y Embriología Humana, Facultad de Medicina, Universidad de Barcelona, Barcelona, Spain;* ²*Hospital Mateu Orfila, Menorca, Spain;* ³*Cuerpo Militar de Sanidad, Unidad Médica de Aero-evacuación, Spain;* ⁴*Hospital Arnau de Vilanova, Lleida, Spain;* ⁵*Hospital Vall d'Hebron, Barcelona, Spain*
- A-0466** ANTHROPOMETRIC 3D ANALYSIS OF THE RADIAL AND ULNAR BOWING USING THE CENTRAL LINE METHOD
Christoph Zindel, Sylvano Mania, Tudor Trache, Julian Hasler, Lisa Reissner, Andreas Schweizer | *Department of Orthopedics, Balgrist University Hospital, University of Zurich, Zurich, Switzerland*
- A-0581** DOES UNDERTAKING A SINGLE PROCEDURE OVER A WHOLE DAY OPERATING LIST RESULT IN THEATRE EFFICIENCY AND EDUCATIONAL BENEFITS?
Rami Estfan, Francesca Hill, Jenny Barker, Greg Packer | *Southend University Hospital, Mid and South Essex NHS Trust, Southend-On-Sea, United Kingdom*
- A-0616** ASSESSING THE CATEGORIZATION OF TRAPEZIUM-1ST METACARPAL ARTICULATE SURFACE – A PILOT STUDY
Tianyun Yuan¹, Wolf Song¹, Ian Blom², Joost Colaris⁴, Nina Mathijssen³, Richard H.M. Goossens¹, Gerald Kraan^{2,3} | ¹*Delft University of Technology, the Netherlands;* ²*Reinier de Graaf Gasthuis, the Netherlands;* ³*Reinier Haga Orthopedisch Centrum, the Netherlands;* ⁴*Erasmus University Medical Center, the Netherlands*

- A-0890** CASE REPORT: INDEX DIGITAL ISCHEMIA IN A COVID-19 POSITIVE PATIENT
Pilar Saralegui, Mariano Abrego, Ignacio Rellán, Agustín Donndorff, Gerardo Gallucci, Pablo De Carli, Jorge Boretto | *Hospital Italiano de Buenos Aires, CABA, Argentina*

SURGEONS - BRACHIAL PLEXUS (ADULT AND PAEDIATRIC)

- A-0030** PAIN REDUCTION FOR CRPS II: SCALENE BLOCK WITH DEXAMETHASONE PERINEURAL FOR VERIFYING THE DIAGNOSIS AND TREATMENT OF THE THORACIC OUTLET SYNDROME
Lucia Winkler, Christian Smolle, Andreas Fellner, Andrea Kurz, Werner Girsch | *Department of Plastic, Aesthetic and Reconstructive Surgery, Department of Anesthesia and Intensive Care, Medical University of Graz, Austria*
- A-0053** CORRECTIVE PROCEDURE FOR FLEXION CONTRACTURE OF THE ELBOW IN NEONATAL PALSY SEQUELAE: LONG-TERM FOLLOW-UP
FM Senes¹, A.M. Nucci², A. Valore³, N. Catena⁴ | ¹Consultant at Hand Surgery Unit Department – University Hospital SGiuseppe Multimedia Group, Milano, Italy; ²Pediatric Orthopedic and Traumatology Unit, Meyer Children's Hospital, Firenze, Italy; ³Consultant at Hand Surgery Unit, Pederzoli Hospital, Peschiera del Garda, VR, Italy; ⁴Head of Reconstructive Surgery and Hand Surgery Unit – IRCCS Istituto G Gaslini Genova, Italy
- A-0062** RISK PREDICTION MODEL FOR UNSUCCESSFUL ELBOW FLEXION RECOVERY AFTER NERVE TRANSFER SURGERY IN BRACHIAL PLEXUS INJURY PATIENTS
Nutdanai Neti, Yuwarat Monteerarat, Roongsak Limthongthang, Torpon Vathana, Panai Lao-haprasitiporn | *Department of Orthopaedic Surgery, Faculty of Medicine Siriraj Hospital, Mahidol University, Bangkok, Thailand*
- A-0312** DIFFERENT DIAGNOSIS OF OBSTETRICAL BRACHIAL PLEXUS PALSY
Kyoko Okuno, Hidehiko Kawabata | *Osaka Rehabilitation Hospital for Children, Osaka, Japan*
- A-0384** A COUNTY BREAKDOWN OF BRACHIAL PLEXUS INJURIES IN ENGLAND AND WALES
Chiraag Karia¹, Abbey Boyle¹, Ryckie G Wade¹, Tom J Quick², Grainne Bourke¹ | ¹Department of Plastic & Reconstructive Surgery, Leeds General Infirmary, Leeds, UK; ²Peripheral Nerve Injury Unit, Royal National Orthopaedic Hospital, Stanmore, UK
- A-0385** MRI IN TRAUMATIC BRACHIAL PLEXUS INJURIES: A RETROSPECTIVE, NATIONWIDE OVERVIEW
Chiraag Karia¹, Abbey Boyle¹, Ryckie G Wade¹, Tom J Quick², Grainne Bourke¹ | ¹Department of Plastic & Reconstructive Surgery, Leeds General Infirmary, Leeds, UK; ²Peripheral Nerve Injury Unit, Royal National Orthopaedic Hospital, Stanmore, UK
- A-0409** MANAGEMENT OF TRAUMATIC BRACHIAL PLEXUS INJURIES PRE- AND POST-MAJOR TRAUMA CENTRE INTRODUCTION IN ENGLAND AND WALES
Abbey Boyle¹, Chiraag Karia¹, Ryckie G Wade¹, Tom J Quick², Grainne Bourke¹ | ¹Department of Plastic & Reconstructive Surgery, Leeds General Infirmary, Leeds, UK; ²Peripheral Nerve Injury Unit, Royal National Orthopaedic Hospital, Stanmore, UK
- A-0410** THE EPIDEMIOLOGY OF TRAUMATIC BRACHIAL PLEXUS INJURIES IN ENGLAND AND WALES – A RETROSPECTIVE 22-YEAR REVIEW
Abbey Boyle¹, Chiraag Karia¹, Ryckie G Wade¹, Tom J Quick², Grainne Bourke¹ | ¹Department of Plastic & Reconstructive Surgery, Leeds General Infirmary, Leeds, UK; ²Peripheral Nerve Injury Unit, Royal National Orthopaedic Hospital, Stanmore, UK

- A-0459** MODIFIED LATISSIMUS DORSI TENDON TRANSFER IN OBSTETRIC BRACHIAL PLEXUS: ANATOMICAL FEASIBILITY AND DESCRIPTION OF THE TECHNIQUE
Javier Pérez-Rodríguez, Pedro Bolado-Gutiérrez, Aleksandar Lovic | *La Paz University Hospital, Madrid, Spain*
- A-0573** WRIST AND HAND FUNCTION IN PATIENTS WITH OBSTETRIC BRACHIAL PLEXUS INJURIES
Grey Giddins | *Royal United Hospitals, Bath, UK*
- A-0819** NERVE TRANSFER FOR TRAUMATIC BRACHIAL PLEXUS INJURIES AFTER 18 MONTHS
Luis Guilherme Rosifini Alves Rezende, Filipe Jun Shimaoka, Nilton Mazzer | *Hospital of Clinics of the Ribeirao Preto Medical School at the University of Sao Paulo, Ribeirão Preto, São Paulo, Brazil*
- A-0825** OBERLIN'S PROCEDURE FOR TRAUMATIC BRACHIAL PLEXUS: DELAY TO MANAGEMENT AND ELECTROMYOGRAPHY PREDICT THE OUTCOMES?
Luis Guilherme Rosifini Alves Rezende, Filipe Jun Shimaoka, Nilton Mazzer | *Hospital of Clinics of the Ribeirao Preto Medical School at the University of Sao Paulo, Ribeirão Preto, São Paulo, Brazil*
- A-0828** ACCESSORY NERVE AND INTERPOSITION SURAL GRAFT TO BICEPS
Luis Guilherme Rosifini Alves Rezende, Filipe Jun Shimaoka, Nilton Mazzer | *Hospital of Clinics of the Ribeirao Preto Medical School at the University of Sao Paulo, Ribeirão Preto, São Paulo, Brazil*
- A-0830** FLEXOR CARPI RADIALIS TO POSTERIOR INTEROSSEOUS NERVE TRANSFER
Luis Guilherme Rosifini Alves Rezende, Filipe Jun Shimaoka, Nilton Mazzer | *Hospital of Clinics of the Ribeirao Preto Medical School at the University of Sao Paulo, Ribeirão Preto, São Paulo, Brazil*
- A-0933** DESCRIPTION OF SURGICAL FINDINGS AND THEIR CORRELATION WITH PREOPERATIVE DUPLEX SCANNING IN PATIENTS DIAGNOSED WITH THORACIC OUTLET SYNDROME
Luciano Torres Sánchez, Luis Enrique Sánchez Gutierrez, Fernando Bravo Ontiveros, Edgar Lozada | *BAJO Regional High Specialty Hospital, Leon, Guanajuato, Mexico*

SURGEONS - BURNS

- A-0854** SECONDARY RECONSTRUCTION AFTER NEXOBRID TREATMENT IN HAND BURNS
Frauke Deneken, Heinz-Herbert Homann, Arne Beierlorzer, David Gojowy | *Dept of Hand-, Plastic and Burn Surgery, BG Klinik Duisburg, Germany*

SURGEONS - CONGENITAL

- A-0054** CONGENITAL DISLOCATION OF THE SHOULDER
Nunzio Catena¹, Chiara Arrigoni¹, Filippo M. Senes² | ¹*Reconstructive Surgery and Hand Surgery Unit – IRCCS Istituto G Gaslini Genova, Italy;* ²*Consultant at Hand Surgery Unit Department – University Hospital SGiuseppe Multimedica Group Milano, Italy*
- A-0171** SURGICAL TREATMENT OF CAMPTODACTYLY WITH MALEK CUTANEOUS APPROACH AND STEPWISE RELEASE: A RETROSPECTIVE MULTI-CENTRE STUDY
Filippo Pantaleoni¹, Mario Lando¹, Massimo Corain², Roberto Adani¹ | ¹*Hand Surgery and Microsurgery Department, Azienda Ospedaliero Universitaria di Modena, Italy;* ²*Hand Surgery and Microsurgery Department, Azienda Ospedaliero Universitaria Integrata di Verona, Italy*
- A-0693** P FRAME A SIMPLE HANDMADE EXTERNAL FIXATOR TO IMPROVE SYNDACTYLY RELEASE
Reza Shahryar Kamrani | *Tehran University of Medical Sciences, Iran*

- A-0724** HOW TO MANAGE CLINO-SYNDACTYLY WITH METACARPAL APLASIA: A CASE REPORT
Nudelman Hermann¹, Aba Lőrincz², Gergo Jozsa^{1,2} | ¹*Division of Surgery, Traumatology and Otorhinolaryngology, Department of Paediatrics, Clinical Complex, University of Pécs, Pécs, Hungary;* ²*Department of Thermophysiology, Institute for Translational Medicine, Medical School, University of Pécs, Pécs, Hungary*
- A-0829** “ON TOP PLASTY” AS CONGENITAL PREXIAL POLYDACTILIA TREATMENT; A CASE REPORT
Concepción Tarazon¹, Rocio Mascaraque² | ¹*Hospital Ribera Povisa, Vigo, Spain;* ²*Hospital Universitario Infanta Elena, Madrid, Spain*
- A-0840** NERVE TUMORS OF PAEDIATRIC HAND: TREATMENT PROTOCOL
S Syngouna¹, D Leivaditis¹, R Margariti², E Fandridis¹ | ¹*Hand, Upper Limb & Microsurgery Department, Athens, Greece;* ²*1st Orthopaedic Department, Aglaia Kyriakou Pediatric Hospital, Athens, Greece*

SURGEONS - DIAGNOSTIC IMAGING

- A-0251** HOW DIFFICULT IS IT TO PIN A FRACTURE? FACTORS INFLUENCING RADIATION EXPOSURE DURING CLOSED REDUCTION PERCUTANEOUS PINNING OF HAND FRACTURES
Tal Kalimian, Ran Atzmon, Michael Drexler, Uri Farkash | *Department of Orthopedic Surgery, Assuta-Ashdod Medical Center, Ashdod, Israel and Faculty of Health Sciences, Ben-Gurion University of the Negev, Beer-Sheva, Israel*
- A-0427** BILATERAL ULNAR LENGTH ASYMMETRY IN RADIUS MALUNION PATIENTS
C.J. Smees^{1,2}, G.J.M. Tuijthof², S. Heide van den³, A.J.H. Vochteloo¹ | ¹*OCN, Hengelo, The Netherlands;* ²*University of Twente, Enschede, The Netherlands;* ³*UMCG, Groningen, The Netherlands*
- A-0803** 3D PRINTED REPLICA OF HAND AND WRIST FRACTURES FOR SURGICAL PLANNING AND PATIENT CONSENT: A 5 YEARS MULTI-CENTRIC EXPERIENCE
Nicola Bizzotto¹, Cristian Schaller¹, David Espen¹, Massimo Corain², Enrico Carità³, Ivan Tami⁴ | ¹*City Hospital Bressanone/Brixen, Bolzano, Italy;* ²*University Hospital of Verona, Italy;* ³*Clinica San Francesco, Verona, Italy;* ⁴*Centro Manoegomito, Ars Medica Gravesano Lugano, Switzerland*

SURGEONS - DUPUYTREN'S

- A-0179** DUPUYTREN'S SURGERY UNDER WALANT
Marcelo Pinho Teixeira Alves | *Hospital Dr. José Maria Grande, Portalegre, Portugal*
- A-0487** HOW MANY NEEDLE PASSES ARE NEEDED TO PERFORM A DUPUYTREN'S FASCIOTOMY; A PILOT STUDY?
Grey Giddins¹, Alastair Kiszely² | ¹- *Royal United Hospital, Bath, UK;* ²*Addenbrookes Hospital, Cambridge, UK*
- A-0517** THE ROLE OF FAT GRAFTING AFTER SELECTIVE FASCIECTOMY IN DUPUYTREN'S DISEASE. A RETROSPECTIVE CLINICAL STUDY
Cesare Tiengo, Francesco Messina, Giuseppe Matone, Benedetta Scucchi, Stefano L'Erario, Filippo Andrea Giovanni Perozzo, Alfio Luca Costa, Franco Bassetto | *Padua University Hospital, Italy*

- A-0577** DUPUYTREN'S DISEASE: LIMITED FASCIECTOMY, NIGHT SPLINTING, AND HAND EXERCISES - LONG-TERM RESULTS
Dimitrios Kitridis^{1,2}, Paschalia Athanasiadou¹, Byron Chalidis¹, Eleni Karagergou³, Zoi Tzimirota³, Givissis Panagiotis¹ | ¹1st Orthopaedic Department, Papanikolaou Hand Surgery Center, School of Medicine, Aristotle University of Thessaloniki, Thessaloniki, Greece; ²1st Orthopaedic Department, 424 Army General Training Hospital, Thessaloniki, Greece; ³Department of Plastic Surgery, Papanikolaou Hand Surgery Center, Georgios Papanikolaou Hospital, Thessaloniki, Greece

SURGEONS - ELBOW AND FOREARM

- A-0083** HOW CAN WE REDUCE THE ISCHEMIC TIME FOR FOREARM REPLANTATION? USE OF A 2-STAGE BONE-FIXATION TECHNIQUE
Dong Hee Kim¹, Hyo Seok Jang^{2,3}, Sang Ho Kwak³, Tae Hyeon Park¹, Hyun Ju Lee.⁴, Sang Hyun Lee⁵ | ¹Departments of Orthopaedic Surgery, Samsung Changwon Hospital, Sungkyunkwan University School of Medicine, South Korea; ²Department of Orthopaedic Surgery, Inje University Haeundae Paik, South Korea; ³Department of Orthopedic Surgery, SNU Seoul Hospital, South Korea; ⁴Department of Orthopaedic Surgery, Kyung Buk University Hospital, South Korea; ⁵Department of Orthopaedic Surgery, Medical Research Institute, Pusan National University Hospital, South Korea
- A-0148** ELECTROPHYSIOLOGICAL VALIDATION OF THE BRACHIALIS AND BICEPS BRACHII FUNCTIONS IN DYNAMIC ELBOW FLEXION
Shota Date, Hiroshi Kurumadani, Kazuya Kurauchi, Yosuke Ishii, Toru Sunagawa | Graduate School of Biomedical & Health Sciences, Hiroshima University, Hiroshima, Japan
- A-0161** PRIMARY TOTAL ELBOW ARTHROPLASTY FOR INTRA-ARTICULAR DISTAL HUMERUS FRACTURES IN ELDERLY: MID TO LONG TERM RESULTS
Hong Je Kang, Yang Hun Jo, Do Kyun Kim, Yeong Tae Kim, Saint Pee Kim | Department of Orthopaedic Surgery, Wonkwang University Hospital, Iksan, South Korea
- A-0163** FOREARM BOTH BONE FRACTURE IN KLIPPEL-TRENAUNAY SYNDROME PATIENT
Hong Je Kang, Yang Hun Jo, Do Kyun Kim, Yeong Tae Kim, Saint Pee Kim | Department of Orthopaedic Surgery, Wonkwang University Hospital, Iksan, South Korea
- A-0185** FEASIBILITY OF A FASCIAL FLAP TO AVOID ANTERIOR TRANSPOSITION OF UNSTABLE ULNAR NERVE: A CADAVER STUDY
Camillo Fulchignoni¹, Marco D'Orio¹, Luciana Marzella², Alberto Lazzarini², Marco Passiatore³, Giuseppe Taccardo¹, Rocco De Vitis¹ | ¹Department of Orthopaedics - Hand Surgery Unit, Fondazione Policlinico Universitario A. Gemelli IRCCS, Roma - Università Cattolica del Sacro Cuore, Rome, Italy; ²IRCCS Istituto Ortopedico Galeazzi, Milano, Italy; ³ASST Spedali Civili, Brescia, Italy
- A-0273** TREATMENT OF CALCIFIC TENDINITIS AROUND THE ELBOW
Tae Han Kang, Gyeong Min Kim, Kyu Bum Seo | Department of Orthopedic Surgery, Jeju National University School of Medicine, Jeju, South Korea; Department of Orthopedic Surgery, Jeju National University Hospital, Jeju, South Korea
- A-0368** SURGICAL MANAGEMENT OF LATERAL EPICONDYLITIS WITH VARUS INSTABILITY : LATERAL COLLATERAL LIGAMENT (LCL) RECONSTRUCTION VERSUS DIRECT REPAIR
Seoung-Joon Lee, Sung-Jin Kang, Ji-Nam Kim | Kunkuk University Hospital, Seoul, South Korea

- A-0370** THE CHANGE OF WRIST EXTENSION POWER AFTER ECRB RELEASE IN LATERAL EPICONDYLITIS
Seoung-Joon Lee, Tae-Min Kim, Sung-Jin Kang, Ji-Nam Kim | *Kunkuk University Hospital, Seoul, South Korea*
- A-0393** SURGICAL MANAGEMENT OF RADIAL HEAD FRACTURES. TREATMENT OPTIONS AND RESULTS
Christos Baltas, Efstratios Athanasiadis, Nikolaos Metaxiotis, Michael Hantes, Zoe Dailiana, Theofilos Karachalios, Sokratis Varitimidis | *University Hospital of Larissa, Greece*
- A-0415** DIFFERENCE OF CHRONOLOGICAL IMPROVEMENT OF PULP PINCH STRENGTH BY AGE GROUP AFTER SURGERY FOR CUBITAL TUNNEL SYNDROME
Hanako Tsuji, Jun Nishida, Yuichi Ichikawa, Takanori Hatanaka, Taro Nagai, Takashi Koyama, Kengo Yamamoto | *Tokyo medical university, Tokyo, Japan*
- A-0512** ACUTE COMPLEX INSTABILITY OF THE ELBOW TREATED WITH INTERNAL JOINT STABILIZER (IJS-E SYSTEM)
Juan María Pardo, Eudaldo Jose Gallo del Valle, Enrique Peces García, Belén Pardos Mayo, Natalia Ruiz Micó | *Quirón Salud Madrid: Hospital Universitario General de Villalba, Spain*
- A-0524** PRE OPERATIVE ULTRASOUND LANDMARK AND RESULTS EVALUATION USING A DYNAMOMETER IN DISTAL BICIPES TEARS
Alessandro Greco, Lucian Lior Marcovici, Elena Taglieri, Alessia Pagnotta | *Jewish Hospital Rome, Rome, Italy*
- A-0639** PRECISION IN FOREARM ROTATION – INTRODUCING A NOVEL, SMARTPHONE-BASED, GONIOMETER
Andreas Weber, Andreas Schweizer | *Balgrist University Hospital, Zürich, Switzerland*
- A-0652** A RARE CASE OF A PAROSTEAL LIPOMA OF THE FOREARM – A CASE REPORT
Tiago P. Barbosa, Paulo Diogo Cunha, Melanie Costa, Guilherme Correia, César Correia João Pereira, André Moreira Pedro Varanda, Elisabete Ribeiro, Luis Filipe Rodrigues | *Hospital de Braga, Portugal*
- A-0694** IRREDUCIBLE ELBOW DISLOCATION: A RARE INJURY
Rita Cavaca, Gil Ribeiro, João Moreira, Carlos Alegre, João Mariano | *Centro Hospitalar e Universitário de Coimbra, Portugal*
- A-0712** THE INTERNAL JOINT STABILIZER OF THE ELBOW: A REVIEW OF THE CLINICAL AND BIOMECHANICAL EVIDENCE
John Heifner¹, Jorge Orbay² | ¹*St George's University School of Medicine, USA;* ²*Miami Bone and Joint Institute, USA*
- A-0814** DISTAL HUMERUS NON UNION IN THE ELDERLY
Vasileios N Psychogyios, D Skouteris, G Dedousi, D Psychogyiou | *Asclepeion Hospital, Athens-Greece*
- A-0815** NEGLECTED ELBOW DISLOCATIONS -SUBLUXATIONS
Vasileios N Psychogyios, D Skouteris, P Christopoulos, D Psychogyiou | *Asclepeion Hospital, Athens-Greece*

- A-0818** CHRONIC DISTAL BICEPS TENDON RUPTURES
Vasileios N Psychogyios, D Skouteris, G Dedousi, D Psychogyiou | *Asclepeion Hospital, Athens-Greece*
- A-0823** RADIAL HEAD ARTHROPLASTY USING “WIDE AWAKE LOCAL ANAESTHESIA NO TOURNIQUET” TECHNIQUE – CLINICAL REPORT AND LITERATURE REVIEW
Inês Domingues, João Gameiro, Rui Cunha, Liliana Domingues, Eduardo Silva, Gonçalo Lavareda, Sofia Carvalho, Catarina Bispo | *Hospital Ortopédico Sant’Iago do Outão*
- A-0848** THE FOREARM DISTAL LOCKER: HOW TO TREAT INSTABILITY IN FRACTURE-DISLOCATIONS OF THE FOREARM
Matteo Ferrero, Elisa Dutto, Teresa Benigno, Carlotta Faccenda, Monica Cicirello, Bruno Battiston | *Hand Surgery, City of Science and Health - CTO of Turin, Italy*
- A-0876** NON-OPERATIVE TREATMENT IN SELECTED TERRIBLE TRIAD INJURIES
Dimitrios Skouteris, Panagiotis Christopoulos, Georgia Dedousi, Vasileios Psychoyios | *5th Orthopaedic Department - Hand, Upper Extremity & Microsurgery Unit, Asclepeion Hospital of Voula*
- A-0879** THE USE OF MASQUELET TECHNIQUE FOR THE TREATMENT OF UPPER EXTREMITY NONUNION
Stefania Briano¹, Giacomo Demontis¹, Emanuela Dapelo¹, Alessandra Galuppi¹, Giulia Pachera¹, Tatiana Selini², Federico Vitali¹ | *¹San Martino Polyclinic Hospital Genova, Italy; ²San Paolo Hospital Savona, Italy*
- A-0884** OUTCOMES OF MASON II-III RADIAL HEAD FRACTURES TREATMENT WITH OR WITHOUT ELBOW DISLOCATION
Matilde Cacianti, Alessandro Crosio, Arturo S. Nozzolillo, Francesco Locatelli, Letizia Marengi, Pierluigi Tos | *Hand Surgery and Reconstructive Microsurgery Department, ASST Gaetano Pini-CTO, Istituto Ortopedico Gaetano Pini – CTO, Milan, Italy*
- A-0887** SINGLE-ACCESS ENDOBUTTON TECHNIQUE VS DOUBLE-ACCESS TRANSOSSEOUS TECHNIQUE IN THE TREATMENT OF DISTAL BICEPS TENDON RUPTURES
Francesco Giacalone, Arman Sard, Davide Ciclamini, Francesca Fissore, Elisabetta Mijno, Teresa Benigno, Bruno Battiston | *CTO Hospital, Torino, Italy*
- A-0897** UNSTABLE LESIONS OF THE FOREARM: CLASSIFICATION AND EVALUATIVE SCORE
Elisa Dutto¹, Stefano Artiaco¹, Matteo Ferrero¹, Roberto Rotini², Maurizio Fontana², Bruno Battiston¹ | *¹Ortopedia e Traumatologia 2 ad indirizzo arto superiore CTO - AOU Città della Salute, Torino, Italy; ²Villa Erbosa Bologna IRCCS Policlinico S. Donato Milanese, Italy*
- A-0956** NEW COMPUTERIZED ELBOW AND FOREARM CLINICAL SCORES
Guillaume Herzberg, Marion Burnier, Lyliane Ly | *Lyon, France*

SURGEONS - EPIDEMIOLOGY / BIG DATA

- A-0532** QUALITY OF LIFE AND WORKING CONDITIONS OF SWISS HAND SURGEONS – A NATIONAL SURVEY
Léna Dietrich¹, Tatjana Pastor¹, Michael Deml², Esther Vögelin¹ | *¹Department of Hand and Peripheral Nerve Surgery, University Hospital Bern, Switzerland; ²Division of Social and Behavioural Sciences, School of Public Health & Family Medicine, Faculty of Health Sciences, University of Cape Town, South Africa*

- A-1291** HAND INJURIES IN POLYTRAUMA PATIENTS
Andrzej Zyluk | *Department of General and Hand Surgery, Pomeranian Medical University in Szczecin, Poland*

SURGEONS - FRACTURES AND DISLOCATIONS

- A-0001** EVALUATING THE DISTAL EXTENT OF VISUALIZATION IN VOLAR APPROACHES FOR DISTAL RADIUS FRACTURE FIXATION
John Heifner¹, Abby Halpern², Robert Gray³, Deana Mercer⁴, Jorge Orbay⁵ | ¹*St George's University School of Medicine*; ²*Larkin Hospital Orthopaedics*; ³*NorthShore Orthopaedics*; ⁴*University of New Mexico Orthopaedics*; ⁵*Miami Bone and Joint Institute*
- A-0009** THE VOLAR APPROACH IN DISTAL FRACTURES OF THE RADIUS AND FLEXOR CARPI RADIALIS. REGIONAL AND NATIONAL SURVEY
Ana Scott-Tennent de Rivas^{1,2}, Amer Mustafa Gondolbeu^{1,2,3,4}, Laura Prats Gispert^{1,2,3}, Marta Bonjorn Marti^{1,2,3}, Pau Forcada Calvet^{1,2,3,4} | ¹*Hospital Arnau de Vilanova Lleida, Spain*; ²*Hospital Santa Maria Lleida, Spain*; ³*Universitat de Lleida (UdL), Spain*; ⁴*Laboratorio de Anatomia Universitat de Barcelona, Spain*
- A-0020** WRIST – A STEPWISE INTRAOPERATIVE PROTOCOL TO MINIMIZE COMPLICATIONS IN DISTAL RADIAL FRACTURE OSTEOSYNTHESIS USING A VOLAR LOCKING PLATE
Chul Ki Goorens¹, Gilles van Eetvelde^{1,2}, Niels Debaenst^{1,2}, Kjell van Royen² | ¹*Regionaal Ziekenhuis Tienen, Tienen, Belgium*; ²*Universitair Ziekenhuis Brussel, Jette, Belgium*
- A-0082** NGLICTED UPPER-EXTREMITY FRACTURES AT A SEVERE TRAUMA CENTER IN REPUBLIC OF KOREA
Dong Hee Kim¹, Jun Yong Park¹, Hyo Seok Jang², Sung Yoon Jung³, Sang Hyun Lee⁴ | ¹*Departments of Orthopedic Surgery, Samsung Changwon Hospital, Sungkyunkwan University School of Medicine, South Korea*; ²*Department of Orthopaedic Surgery, Inje University Haeundae Paik Hospital, Inje University College of Medicine*; ³*Department of Orthopedic Surgery, College of Medicine, Dong-A University Hospital, South Korea*; ⁴*Department of Orthopaedic Surgery, Medical Research Institute, Pusan National University Hospital, South Korea*
- A-0084** CLINICAL OUTCOMES AFTER MINI-HOOK PLATE FIXATION FOR SMALL AVULSION FRACTURES AROUND INTERPHALANGEAL OR METACARPOPHALANGEAL JOINTS OF THE HAND
Jung Il Lee, Jong Woong Park, Dong Whan Kim | *Department of Orthopedic Surgery, Korea University College of Medicine, Seoul, South Korea*
- A-0108** ARTHROSCOPIC OSTEOSYNTHESIS WITH DBM AND BMAC FOR NONUNION OF SCAPHOID
Shih-Han Lee¹, Jui-Tien Shih² | ¹*Taipei Medical University Hospital, Taipei, Taiwan*; ²*Armed Forces Taoyuan General Hospital, Taoyuan, Taiwan*
- A-0131** DELAYED DIAGNOSIS OF DISLOCATION OF ALL FOUR ULNAR CARPOMETACARPAL JOINTS. SURGICAL TREATMENT STRATEGY AND CHALLENGES
Eftychios Papagrigorakis, Christos Vlachos, Ioannis Kolovos, Aristeidis Koutsopoulos, Panagiotis Kanellos, Sarantis Spyridonos | *Hand Surgery-Upper Extremity & Microsurgery Unit – KAT General Hospital of Athens, Athens, Greece*

- A-0162** VOLAR LOCKING PLATE FIXATION FOR OSTEOPOROTIC DISTAL RADIUS FRACTURES: COMPARISON OF CLINICAL AND RADIOLOGICAL OUTCOMES BASED ON AGE 70
Hong Je Kang, Yang Hun Jo, Do Kyun Kim, Yeong Tae Kim, Saint Pee Kim | *Department of Orthopaedic Surgery, Wonkwang University Hospital, Iksan, South Korea*
- A-0199** LOCKED-WIRE TYPE EXTERNAL FIXATOR (ICHI-FIXATOR) FOR HAND FRACTURES
Soya Nagao^{1,2}, Kana Kataoka², Yoshiaki Tomizuka², Koji Tanimoto², Shinya Furukawa², Hiroko Shiraiishi², Hyunho Lee², Satoshi Ichihara³ | ¹*Itabashi Medical Association Hospital, Tokyo, Japan;* ²*Nihon University School of Medicine, Tokyo, Japan;* ³*Hand Surgery Center, Juntendo University Urayasu Hospital, Chiba, Japan*
- A-0206** COMPARISON OF DOUBLE ANATOMICAL LOCKING COMPRESSION PLATES VERSUS NONLOCKED PLATES IN DISTAL HUMERUS FRACTURES
Ashraf Abdelaziz, Mohsen O. Alkhateeba, Mohamed A Omar | *Al-Azhar University, Cairo, Egypt*
- A-0212** HAND THERAPY CONSULTATION AFTER TREATMENT OF HAND FRACTURES AND DISLOCATIONS: A SNAPSHOT OF CURRENT PRACTICE
L. de Haas¹, V.A.P. van de Lücht^{1,2}, C.M. Lameijer², M. Rittz², M. van Heijl^{1,3}, Snapshot Handfractures Collaborative Study Group⁴ | ¹*Diakonessenhuis, Utrecht, the Netherlands;* ²*Amsterdam Umc, Amsterdam, the Netherlands;* ³*University Medical Center Utrecht, Utrecht, the Netherlands;* ⁴*Snapshot Handfractures Collaborative Study Group, the Netherlands*
- A-0277** EXTERNAL FIXATION SYSTEM IS A VALID TREATMENT CHOICE IN DISTAL RADIUS FRACTURES: CLINICAL AND RADIOLOGICAL FOLLOW-UP OF 22 CASES
Norman Della Rosa, Giovanna Petrella, Davide Gravina, Roberto Adani | *Hand Surgery and Microsurgery Azienda Ospedaliera Policlinico Modena, Italy*
- A-0338** VOLAR LOCKING PLATING WITH OPPOSITE SIDE PLATE FOR VOLARLY DISPLACED INTRA-ARTICULAR FRACTURES OF DISTAL RADIUS WITH VOLAR LUNATE FACET FRAGMENTS
Kozo Morita | *International Goodwill Hospital, Yokohama, Japan*
- A-0359** VOLAR PLATE TYPE II: PROPOSAL FOR A NEW TREATMENT PROTOCOL
Belén Sancho Iglesias¹, Belén García-Medrano², Alicia Peris Moya³, Elvira Mateos Álvarez², Amy Tood⁴ | ¹*Hand Bilbao Clinic, Spain;* ²*Hospital Clínico Universitario de Valladolid, Spain;* ³*Universidad de Granada, Spain;* ⁴*Hanger Clinic, Texas, USA*
- A-0361** DISTAL RADIOULNAR JOINT INSTABILITY AFTER DISTAL RADIAL FRACTURE: COMPUTED TOMOGRAPHY EVALUATIONS AT 1 VERSUS 6 MONTHS POSTOPERATIVELY
Keitaro Fujino¹, Naoki Ueda², Yukiko Yoshimura¹, Yokota Atsushi¹, Masashi Neo¹ | ¹*Osaka Medical and Pharmaceutical University, Osaka, Japan;* ²*Hokuseitsu general Hospital, Osaka, Japan*
- A-0387** THE VOLAR CENTRAL APPROACH IN DISTAL RADIUS FRACTURE SURGERY – A NEUROPHYSIOLOGICAL STUDY OF 38 CASES
Hugo Jakobsson¹, Eva Lundqvist¹, Per Wretenberg², Marcus Sagerfors¹ | ¹*Department of Hand Surgery, University Hospital Örebro, Sweden;* ²*Department of Orthopaedics, University Hospital Örebro, Sweden*

- A-0400** SYMPTOMATIC NONUNION OF THE DISTAL ULNA ACCOMPANIED BY FAILED SURGICAL TREATMENT FOR A FRACTURE OF THE DISTAL RADIUS
Soo Min Cha¹, Hyun Dae Shin¹, Yun Ki Kim¹, Jae Hoon Yang² | ¹*Department of Orthopedic Surgery, Regional Rheumatoid and Degenerative Arthritis Center, Chungnam National University Hospital, Chungnam National University School of Medicine, Daejeon, South Korea;* ²*Centum Hospital, Daejeon, South Korea*
- A-0423** INTERNAL FIXATION OF METACARPAL SHAFT FRACTURES USING MEMORY STAPLES – A NOVEL APPROACH
Craig Nightingale, Manish Gupta | *Queen Elizabeth Hospital, Birmingham, UK*
- A-0441** LONG-TERM RESULTS AND PROGRESSION OF OSTEOARTHRITIS AFTER EXTENSION BLOCK PINNING FOR UNSTABLE PROXIMAL INTERPHALANGEAL JOINT FRACTURE-DISLOCATIONS
Panu H Nordback, Marjut Westman, Eero Waris | *Department of Hand Surgery, Helsinki University Hospital, Helsinki, Finland*
- A-0460** ACUTE COMPARTMENT SYNDROM OF THE THIRD EXTENSOR COMPARTMENT OF THE WRIST IN NON DISPLACED DISTAL RADIUS FRACTURES
Martin Czinzer^{1,2,3}, Radek Keblre², Michal Tuček³ | ¹*Orthopaedics, Regional Hospital Liberec, Czech Republic;* ²*Hand Clinic, Dr. Pirek's Clinic, Czech Republic;* ³*1st Faculty of Medicine, Charles University;* ⁴*Orthopaedic Department, Military Hospital, Prague, Czech Republic*
- A-0483** ISOLATED TRAPEZIUM FRACTURE FIXATION USING A MEMORY STAPLE: A NOVEL TECHNIQUE
Hafiz Muhammad Irfan Yaseen, Manish Gupta | *Queen Elizabeth Hospital, Birmingham*
- A-0495** SIMULTANEOUS OPEN DORSAL TRAUMATIC DISLOCATION OF METACARPOPHALANGEAL JOINTS OF FINGERS 2-3-4-5. LITERATURE REVIEW AND CASE REPORT
Matias Nunez, Alberto Castellon, Felipe Hughes, Enrique Rubio, Rodrigo Marty Matias Naranjo | *Hospital Clinico IST, Vina del Mar, Chile*
- A-0497** RISK FACTORS FOR NONUNION IN INITIAL SURGERY FOR SCAPHOID NONUNION
Sugiura Hirotaka¹, Tatebe Masahiro¹, Yoneda Hidemasa¹, Morita Akimasa², Nishizuka Takanobu³ | ¹*Nagoya University Hospital, Japan;* ²*Suzuka Kaisei Hospital, Japan;* ³*Chunichi Hospital, Japan*
- A-0509** COMPLEX CORONAL BODY FRACTURE-DISLOCATION “PILON-TYPE” OF THE HAMATE: A RARE INJURY PATTERN LEADING TO AXIAL CARPOMETACARPAL INSTABILITY
Eudaldo Gallo del Valle, Juan María Pardo García, Enrique Peces García, Belén Pardos Mayo, Natalia Ruiz Micó | *Hospital Universitario General de Villalba, Spain*
- A-0510** COMPLEX CORONAL BODY FRACTURE-DISLOCATION “PILON-TYPE” OF THE HAMATE: A RARE INJURY PATTERN WITH AXIAL CARPOMETACARPAL INSTABILITY
Eudaldo Jose Gallo del Valle, Juan María Pardo García, Enrique Peces García, Belén Pardos Mayo, Natalia Ruiz Micó | *Hospital Universitario General de Villalba, Spain*
- A-0531** COMPARISON OF POSTOPERATIVE ULNAR NERVE NEUROPATHY BETWEEN NO TRANSPOSITION AND ANTERIOR SUBCUTANEOUS TRANSPOSITION OF THE ULNAR NERVE IN THE TREATMENT OF THE DISTAL HUMERUS FRACTURE
Bo-Sung Kim, Sang-Eun Park | *Daejeon St. Mary's Hospital, The Catholic University of Korea, Seoul, South Korea*

- A-0533** SURGICAL TREATMENT OF THE HUMERAL FRACTURES SUSTAINED DURING ARM WRESTLING
Bo-Sung Kim, Sang-Eun Park | *Daejeon St. Mary's Hospital, The Catholic University of Korea, Seoul, Korea*
- A-0552** WIDENING THE INDICATIONS OF INTRAMEDULLARY CANNULATED HEADLESS SCREWS IN THE TREATMENT OF METACARPAL AND PHALANGE FRACTURES AND MALUNIONS
Maria Larrea², Angel Ferreres¹ | ¹*Kaplan Institut, Barcelona, Spain;* ²*Hospital Bidasoa, Hondarribia, Spain*
- A-0563** AN OPEN AND SHUT CASE? SHOULD WE BE TREAT DISTAL PHALANX TUFT FRACTURES AS PRO-actively AS ALL OTHER OPEN FRACTURES?
Kanchana Niruttan, Shahd Nour, Hadyn Kankam, Steve Powell, Col Mark Foster, Mr Paul Malone | *Queen Elizabeth Hospital Birmingham, UK*
- A-0594** TREATMENT OF ACUTE ACROMIOCLAVICULAR JOINT DISLOCATION WITH AUTOLOGOUS TENDON GRAFT
Efsthathios Konstantinou, Efstratios Athanasis, Alexandros Koskiniotis, Filippos Zigras, Nikolaos Stefanou, Zoe Dailiana, Michael Hantes, Sokratis Varitimidis | *Department of Orthopaedic Surgery, Faculty of Medicine, University of Thessally, Larissa, Greece*
- A-0602** REINVENTING POLLER TECHNIQUE FOR PHALANGEAL FRACTURE FIXATION WITH CANNULATED SCREW
Osman Benavides Gonzales^{1,2}, Margit Singer², Francisco del Piñal³ | ¹*Hospital Universitari Dexeus - ICATMA, Barcelona, Spain;* ²*Hospital Universitario de Gran Canaria Dr. Negrín, Las Palmas, Spain* ³*Instituto Piñal, Madrid-Santander, Spain*
- A-0609** PURE DISLOCATION OF ULNAR FOUR CMC JOINTS: A RARE ABERRANT CASE
Awais Habeebullah, Hafiz Muhammad Irfan Yaseen, Manish Gupta | *Queen Elizabeth Hospital, Birmingham*
- A-0636** THUMB METACARPOPHALANGEAL ULNAR COLLATERAL LIGAMENT: OUR CLINICAL RESULTS OF RECONSTRUCTING IT WITH MITEK ANCHOR
Larissa Lanzaro, Ana Pinto, Horácio Costa | *Centro Hospitalar Vila Nova de Gaia, Portugal*
- A-0658** IS THE UNION RATE INCREASED IN PROXIMAL POLE SCAPHOID FRACTURES TYPE B3 AFTER FIXATION WITH TWO HERBERT SCREWS?
Antoaneta Stoimenova, Lyudmil Simeonov | *Department of Hand surgery, University Hospital of Emergency Medicine "N.I. Pirogov", Sofia, Bulgaria*
- A-0697** "P FRAME" A SIMPLE HANDMADE MINI EXTERNAL FIXATOR FOR HAND, FRACTURES AND OTHER CONDITIONS
Reza Shahryar Kamrani | *Tehran University of Medical Sciences, Iran*
- A-0729** APPLYING THE WALANT TECHNIQUE TO SURGICAL TREATMENT OF DISTAL RADIUS FRACTURES
Andreas Abitbol, Lorenzo Merlini, Thomas Gregory | *Hand and Upper Limb Surgery Unit, Avicenne Hospital, Bobigny, France; Hand Surgery Unit, Private Hospital of Vert Galant, Tremblay-En-France, France*

- A-0749** CASE REPORT: ALTERNATIVE WAY OF TREATMENT 5TH METACARPAL NECK FRACTURE USING ANTEROGRADE AND RETROGRADE LOCKING WIRES
Antonio Kory¹, Massimo Greco², Gianfranco Longo¹ | ¹*Azienda Ospedaliera per l' emergenza Cannizzaro, Catania, Italy;* ²*Ospedale Biancavilla, ASP Catania, Italy*
- A-0766** THE EFFECT OF A CORRECTIVE OSTEOTOMY ON PATIENT-REPORTED FUNCTION, PAIN AND AESTHETICS, IN PATIENTS WITH A SYMPTOMATIC DISTAL RADIUS MALUNION
Eline M. van Es¹, Roos E. ten Napel¹, J. Sebastiaan Souer², Lisa Hoogendam¹, Ruud W. Selles, the Hand-Wrist Study Group^{1,2}, Joost W. Colaris¹ | ¹*Erasmus MC, Rotterdam, The Netherlands;* ²*Xpert Clinics, Amsterdam, The Netherlands*
- A-0782** CORRECTIVE OSTEOTOMIES OF THE UPPER LIMB
Jane C Messina, Paolo Arrigoni, Valerio Monteleone, Pietro S Randelli | *First Orthopaedic Clinic, University of Milan. ASST Gaetano Pini CTO Orthopaedic Institute, Milan, Italy*
- A-0784** ISOLATED LUNATE FRACTURE NONUNION: A CASE REPORT OF CHRONIC WRIST PAIN IN A 37-YEAR-OLD MALE
Hisham AlSanawi¹, Naif AlAmer², Ahmed F. AlFaleh^{3,4} | ¹*Department of Orthopedic Surgery, College of Medicine, King Saud University, Riyadh, Saudi Arabia;* ²*Department of Orthopedic Surgery, Ministry of Health, Upper Extremity Fellow, King Saud University, Riyadh, Saudi Arabia;* ³*Division of Orthopedic Surgery, King Abdullah Bin Abdulaziz University Hospital, Riyadh, Saudi Arabia;* ⁴*King Saud University, Riyadh, Saudi Arabia*
- A-0820** UNSTABLE ELBOW DISLOCATION TREATED WITH LIGAMENOUS RECONSTRUCTION AND HINGED EXTERNAL FIXATOR – CLINICAL REPORT
Inês Domingues, João Gameiro, Rui Cunha, Liliana Domingues, Eduardo Silva, Gonçalo Lavareda, Sofia Carvalho, João Neves | *Hospital Ortopédico Sant'Iago do Outão*
- A-0842** EXPOSED KIRSCHNER WIRES IN HAND FRACTURE FIXATION: A MAJOR TRAUMA CENTRE 18-MONTH REVIEW
Mina Ip, Zhangqi Zhao, Samantha Leong, Alicia Wong, Courtney Johnson, Toby Ball, Shwetha Pradeep, Agata Majkowska, John Dickson, Sameer Gujral | *Derriford Hospital, University Hospital Plymouth NHS Trust, UK*
- A-0849** 'SUZUKI FRAME' EXTERNAL FIXATION OF ARTICULAR PHALANGEAL FRACTURES
Andrea Ghezzi, Emanuele Pamelin, Elena Francioni, Valentina Susca, Romeo Raimondo Ribolzi, Giorgio Eugenio Pajardi |
- A-0857** TREATMENT OF PROXIMAL MIDDLE PHALANGEAL FRACTURES USING A DYNAMIC EXTERNAL FIXATOR DEVICE: COMPARISON WITH OPEN REDUCTION AND INTERNAL FIXATION TECHNIQUE
Teresa Benigno, Elisabetta Mijno, Francesca Fissore, Alessandro Fenoglio, Stefano Artiaco, Daniele Veza, Bruno Battiston | *Città della Salute e delle Scienze di Torino, Italy*
- A-0863** HAS THE PANDEMIC CHANGED OUR TREATMENT STRATEGIES? CASE REPORT OF A DELAYED TREATMENT OF 4TH AND 5TH PIPJ FRACTURE DISLOCATION DUE TO COVID INFECTION
Antonio Kory, Emanuela Foci, Paola Napoli, Giacomo Papotto, Giancarlo Salvo, Giafranco Longo | *Azienda Ospedaliera per l' emergenza Cannizzaro, Catania, Italy*

A-0898 TREATMENT OF NEGLECTED ASSOCIATED LESIONS IN A DISTAL RADIUS FRACTURE
Paulo Cunha, Guilherme Correia, Tiago P Barbosa, André Moreira Joana Azevedo, Juvenália Ribeiro, Elisabete Ribeiro, Pedro Varanda, Luís Filipe Rodrigues | *Hospital de Braga, Portugal*

A-0945 TREATMENT OF PHALANGES' AND METACARPALS' NON-UNIONS WITH AUTOLOGOUS BONE GRAFTING, EXTERNAL FIXATION AND BIOPHYSICAL STIMULATION
P.L. Bonucci¹, E. Gerace², M. Marcialis¹, G. Cristiani¹ | ¹*Hand Unit Hesperia Hospital Modena, Italy;*
²*Orthopaedics Unit Institute Ospedalieri Cremona, Italy*

SURGEONS - HAND SURGERY AND THERAPY PARTNERSHIP

A-0425 ISOLATED NON-INFLAMMATORY FOURTH EXTENSOR COMPARTMENT TENOSYNOVITIS IN THE COVID EPIDEMIC
Roni Wollstein¹, Margaret Li¹, Shai Luria² | ¹*New York University Grossman School of Medicine, NY, USA;* ²*Hadassah Medical Center, Jerusalem, Israel*

A-0655 SURGERY AND THERAPY FOR THE TREATMENT OF COMPLEX FINGER STIFFNESS
Iulian-Daniel Vilcioiu, Andrei Popa, Amit Beedasy, Claudiu Jaba, Dragoş Zamfirescu | *Zetta Hospital, Romania*

A-0657 THE TENDOCOIL DEVICE - A NEW TOOL FOR COLLABORATION BETWEEN SURGEON, THERAPISTS AND PATIENTS IN FLEXOR TENDON REPAIR - PRELIMINARY RESULTS
Amir Oron, Shadi Saleh, Anat Yaakov, Michal Alfassy, Gil Gannot | *Department of Hand Surgery, Kaplan Medical Center, Rehovot, Israel affiliated to the Faculty of Medicine, The Hebrew University, Jerusalem, Israel*

A-0665 RARE TRAUMAS OF THE HAND: ACCIDENTAL INJECTION OF FLUIDS AT HIGH PRESSURE
Teodor Stamate, Camelia Tamaş, Radu Budurca, Ionut Topa, Dan Cristian Morariu | *University of Medicine and Pharmacy 'Grigore.T.Popa' Iasi, Department of Plastic and Reconstructive Surgery; Iasi, Romania, Emergency Hospital 'St. Spiridon' IASI, Romania*

A-0868 SURGICAL CORRECTION OF WARTENBERG'S SIGN: A CASE REPORT
Riya Varman^{1,2}, Roisin Dolan^{1,2} | ¹*St Vincent's University Hospital, Dublin, Ireland;* ²*University College Dublin, Dublin, Ireland*

SURGEONS - HAND SURGERY IN PANDEMIC EVENT

A-0242 CAN WE DIAGNOSE CARPAL TUNNEL SYNDROME OVER THE TELEPHONE
Katie Macdonald, Hugh Pearson, Georgina H Frew, Philippa Rust, Ms Gillian A Robertson | *Hooper Hand Unit, St John's Hospital, Edinburgh, Scotland*

A-0508 THE ROLE OF CORTICOSTEROID INJECTIONS IN TRIGGER FINGER TREATMENT - DO WE USE IT ENOUGH? SHOULD WE USE IT AT ALL?
Katalin Muraközy | *Department of Traumatology and Hand Surgery, University of Debrecen, Debrecen, Hungary*

A-1290 CHANGES IN ORGANIZATION OF ACTIVITY OF HAND SURGERY DEPARTMENT DURING THE COVID-19 PANDEMIC
Andrzej Zyluk | *Department of General and Hand Surgery, Pomeranian Medical University in Szczecin, Poland*

SURGEONS - INFECTION

- A-0156** HUMAN TREE SYNDROME: A CASE REPORT AND TREATMENT PROTOCOL
Michael A. Chernofsky, Vered Molho-Pessach, Ahmad Adi, Shai Luria | *Hadassah-Hebrew University Medical Center, Jerusalem, Israel*
- A-0281** PSEUDOMONAS AERUGINOSA OSTEOMYELITIS AFTER TREATMENT OF THE DISTAL RADIUS FRACTURE
Seokjae Lee, Gyeong Min Kim, Kyu Bum Seo | *Jeju National University Hospital, Jeju, South Korea*
- A-0336** PAEDIATRIC HERPETIC WHITLOW: COMMON SURGICAL PITFALLS IN DIAGNOSIS AND MANAGEMENT
Gursharan Kaur Khera¹, Andrew Roy McKean¹, Gill Smith^{1,2} | ¹*Chelsea and Westminster Hospital NHS Foundation Trust, London, UK;* ²*Great Ormond Street Hospital, London, UK*
- A-0439** MUSCULOSKELETAL INFECTIONS OF THE HAND AND THE IMPACT OF THE SARS-COV-2 PANDEMIC. DESCRIPTIVE ANALYSIS IN A RETROSPECTIVE COHORT STUDY
Manuel Ruben Sanchez Crespo^{1,2}, Mario Holgado Fernandez^{1,2}, Jose Couceiro Otero^{1,2}, Higinio Ayala Gutierrez^{1,2}, Fernando Javier Del Canto Alvarez^{1,2}, Pedro Muñiz Zatón^{1,2}, German Galindo Juarez^{1,2}, Juan Rodriguez Fernandez^{1,2} | ¹*Hospital Universitario Marqués de Valdecill, Spain;* ²*Universidad de Cantabria, Spain*
- A-0551** HYPERACUTE C7 PALSY IN HERPES ZOSTER INFECTION IN IMMEDIATE FOLLOWUP AFTER ARCADE OF FRÖHSE DECOMPRESSION
Marta Marti-Puente, Anna Escolà-Benet, Giancarlo Fallone-Lapi, Joaquim Rodriguez-Miralles | *Hospital Universitari General de Catalunya, Sant Cugat, Spain*
- A-0654** BILATERAL CARPAL TUNNEL INFECTION IN A YOUNG PATIENT
Anna Escolà-Benet, Marta Marti-Puente, Giancarlo Fallone-Lapi, Joaquim Rodriguez-Miralles | *Hospital Universitari General de Catalunya, Sant Cugat, Spain*
- A-0769** THE USE OF MASQUELET TECHNIQUE TO TREAT A SEPTIC ARTHRITIS OF A THUMB'S METACARPOPHALANGEAL JOINT: CASE REPORT
D Valverde, A Sala, B Gasol, G Ruiz, E Dominguez | *Hospital de l'Esperança, Barcelona, Spain*
- A-0905** FOREARM RECONSTRUCTION IN SUBSTANCE ABUSE GONE WRONG- CASE REPORT
Diana Lora Parvu^{1,2}, Silviu Marinescu^{1,2}, Carmen Giuglea^{2,3}, Andreea Badeana¹ | ¹*"Bagdasar-Arseni" Emergency Hospital, Plastic and Reconstructive Department, Bucharest, Romania;* ²*"Carol Davila" University of Medicine and Pharmacy, Bucharest, Romania;* ³*"St John" Emergency Hospital, Plastic and Reconstructive Department, Bucharest, Romania*

SURGEONS - INNOVATION AND TECHNOLOGY

- A-0049** NEW TECHNIQUE: USING CADAVERIC TENDON GRAFT TO STABILIZE MIDCARPAL INSTABILITY IN EHLERS-DANLOS SYNDROME
Mohammed Muneer, Fadi Bouri, Kjell Van Royen, Tuna Ozyurekoglu | *Christine M. Kleinert Institute for Hand and Micro Surgery, Louisville, KY, USA*
- A-0076** TMRPNI: COMBINING TWO PERIPHERAL NERVE MANAGEMENT TECHNIQUES FOR MISMATCHED NERVE COAPTATION
Mohammed Muneer | *Hamad Medical Corporation, Plastic/Hand Surgery Department, Doha, Qatar*

- A-0091** DENSIFIED WOOD AS A POTENTIAL BIOMATERIAL FOR BONE IMPLANTS
Vadims Nefjodovs^{1,2}, Martins Kapickis², Janis Vetra¹, Laura Andze³, Martins Andzs³, Marite Skute³, Ramunas Tupciauskas³ | ¹Riga Stradins University, Latvia; ²Microsurgery Centre of Latvia; ³Latvian State Institute of Wood Chemistry
- A-0154** A NEW GRIP STRENGTH MEASUREMENT DEVICE TO ANALYSE GRIP FORCE FOR DIFFERENT DIAMETERS AND FOREARM ROTATION
Gabriella Fischer¹, Tassilo Schirmer^{1,2}, Pascal Schütz², Maurizio Calcagni¹ | ¹University Hospital Zurich, Switzerland; ²ETH Zurich, Switzerland
- A-0203** REHABILITATION AFTER DISTAL RADIUS FRACTURE SURGERY USING DIGITAL THERAPEUTICS: A PROSPECTIVE ANALYSIS
Yohan Lee¹, Joonha Lee², SeongJu Choi³, Kyu Wan Kim¹, Kee Jeong Bae¹ | ¹Department of Orthopaedic Surgery, Seoul National University Boramae Medical Center, Seoul, South Korea; ²Institute for Hand, Yeseon Hospital, Seoul, South Korea; ³Department of Orthopaedic Surgery, Nowon Eulji Medical Center, Eulji University School of Medicine, Seoul, South Korea
- A-0226** PATIENT SELF ACQUIRED PHOTOGRAPHS (SELFIE) ; A VALUABLE TOOL IN HAND TRAUMA TRIAGING
Omer Salahuddin¹, Fahmy S. Fahmy² | ¹Christie Hospital Manchester, UK; ²Countess of Chester Hospital, Chester, UK
- A-0232** SLIDING OSTEOTOMY FOR OLECRANON NONUNION TREATMENT
Hossein Saremi, Sepehr Shiruei | Department of Orthopaedics, School of Medicine, Hamadan University of Medical Sciences, Hamadan, Iran
- A-0291** RESULTS OF A STUDY COMPARING THE MECHANICAL PROPERTIES OF HAND FLEXORS OF PRESERVED AND FRESH CADAVER
Jan Menoušek^{1,2}, Zdeněk Dvořák^{1,2}, Karolína Svobodová^{1,2}, Tom Šácha², Marek Joukal³, Tomáš Návrát⁴, Petr Vosynek⁴, Andrej Berkeš^{1,2}, Ondřej Šedivý¹ | ¹Department of Plastic and Aesthetic Surgery, University Hospital at St. Anny in Brno and LF MU, Czech Republic; ²Faculty of Medicine, Masaryk University, Czech Republic; ³Department of Anatomy, Faculty of Medicine, Masaryk University, Czech Republic; ⁴Department of Mechanics of Bodies, Mechatronics and Biomechanics, FME BUT, Czech Republic
- A-0308** FEASIBILITY, ACCEPTABILITY AND SAFETY OF 3D PRINTED SPLINTS COMPARED TO PLASTER CASTS FOR THE TREATMENT OF NON-SURGICAL DISTAL RADIUS- AND SCAPHOID FRACTURES
Bernadette Tobler¹, Frederic Schuind², Loïc Voillat², Patricia Kammermann¹, Esther Vögelin¹ | ¹University Hospital Bern, Switzerland; ²SWIBRACE, Fribourg, Switzerland
- A-0366** BIOLOGICAL NERVE GRAFTS FOR EXTENDED PERIPHERAL NERVE INJURIES BASED ON SPIDER SILK GUIDED REGENERATION
Peter M. Vogt¹, Christine Radtke³, Nicco Krezdorn¹, Katja Kollwe², Christina Liebsch¹, Khaled Dastagir¹, Sarah Strauß¹ | ¹Department of Plastic, Aesthetic, Hand and Reconstructive Surgery, Hannover Medical School, Germany; ²Department of Neurology, Hannover Medical School, Germany; ³Department of Plastic Surgery, Vienna Medical University, Austria

- A-0412** PEDIATRIC MEDIAL EPICONDYLE HUMERAL FRACTURE TREATED BY BIOABSORBABLE IMPLANTS-NOVEL TECHNIQUE
Gergő Józsa¹, Tamás Kassai², Marcell Varga² | ¹*Division of Surgery, Traumatology and Otorhinolaryngology, Department of Pediatrics, University of Pécs, Clinical Centre, Pécs, Hungary;* ²*Department of Pediatric Traumatology, Péterfy Hospital, Manning Jeno National Trauma Center, Budapest, Hungary*
- A-0447** PATIENTS' PERSPECTIVES ON THE USE OF PATIENT AND OUTCOME INFORMATION IN EVERYDAY CARE. A MIXED-METHOD STUDY
Grada R Danée Arends^{1,2,3}, Nina L Loos^{1,2}, Yara Eline van Kooij^{1,2,3}, Kasia Tabeau⁴, Willemijn de Ridder^{1,2,3}, Joris Veltkamp^{1,2,3}, Ruud W Selles^{1,2}, The Outcome-Based Healthcare Research Group, Robbert M Wouters^{1,2} | *Department of Rehabilitation Medicine, Erasmus MC, Rotterdam, The Netherlands;* ²*Department of Plastic, Reconstructive, and Hand Surgery, Erasmus MC, Rotterdam, The Netherlands;* ³*Xpert Handtherapie, Utrecht, The Netherlands;* ⁴*Erasmus School of Health Policy and Management, Erasmus University Rotterdam, Rotterdam, The Netherlands*
- A-0498** APPLICATION OF MRI VOLUME RENDERING IMAGES TO THE EVALUATION OF TENDON RUPTURE
Yukari Matsuzawa, Yusuke Matsuura, Jo Watanabe, Yasunari Toguchi, Akitoshi Sakuma, Kenji Kubota, Yosuke Ito, Ryutaro Iwasaki, Atsushi Hojo, Takashi Nomoto | *Department of Orthopaedic Surgery, Chiba University Hospital, Japan*
- A-0528** PSI AND ARTHROSCOPY IN DISTAL RADIUS OSTEOTOMY - MY OWN EXPERIENCE
Paweł Nowicki | *Masterhand Hand Private Practice, Warsaw, Poland*
- A-0790** CORRECTIVE OSTEOTOMY IN A PATIENT WITH CONGENITAL ABSENCE OF PRONATION BASED ON THREE-DIMENSIONAL STATISTICAL SHAPE MODELLING
Eline M. van Es¹, Filip Stockmans², Joost W. Colaris¹ | ¹*Erasmus MC, Rotterdam, The Netherlands;* ²*University of Leuven Campus Kortrijk, Kortrijk, Belgium*
- A-0791** 3D PRINTING AND PRACTICAL APPLICATIONS IN HAND SURGERY
Simona Odella, Francesco Locatelli, Francesco Basilio, Arturo S Nozzolillo, Edoardo Barberini, Alessandro Crosio, Pierluigi Tos | *Hand Surgery and Reconstructive Microsurgery Department, ASST Gaetano Pini-CTO, Istituto Ortopedico Gaetano Pini – CTO, Milan, Italy*
- A-0846** CORRECTIVE OSTEOTOMIES OF THE DISTAL RADIUS BY OSTEOTOMIC GUIDES WITH 3D TECHNOLOGY
Matteo Ferrero, Maddalena Bertolini, Elisa Dutto, Elisabetta Mijno, Francesca Fissore, Bruno Battiston | *Hand Surgery, City of Science and Health - CTO of Turin, Italy*

SURGEONS - MICROSURGERY

- A-0118** MICRO-ENGINEERED FREE FLAPS FOR COMPLEX RECONSTRUCTION IN THE UPPER LIMB
Thomas Giesen¹, Francesco Costa¹, Elmar Fritsche² | ¹*Clinica Ars Medica, Gravesano Switzerland;* ²*Luzerner Kantonsspital, Lucerne, Switzerland*
- A-0265** SAFETY AND RELIABILITY OF ANTEROLATERAL THIGH FLAP FOR UPPER EXTREMITY RECONSTRUCTION
Ryosuke Ikeguchi, Takashi Noguchi, Maki Ando, Koichi Yoshimoto, Daichi Sakamoto, Terunobu Iwai, Shuichi Matsuda | *Department of Orthopaedic Surgery, Kyoto University, Kyoto, Japan*

- A-0446** ARTERIAL SYSTEM OF THE FINGERS: ANATOMY AND CLINICAL APPLICATIONS IN HAND RECONSTRUCTIVE SURGERY
M.Rosa Morro^{1,2}, Júlia Benítez^{1,3}, Amer Mustafa^{1,4}, Manuel Llusa^{1,5} | ¹*Departamento de Antaomía y Embriología Humana, Facultad de Medicina, Universidad de Barcelona, Barcelona, Spain;* ²*Hospital Mateu Orfila, Menorca, Spain;* ³*Hospital de Bellvitge, Hospitalet de Llobregat, Spain;* ⁴*Hospital Arnau de Vilanova, Lleida, Spain;* ⁵*Hospital Vall d'Hebron, Barcelona, Spain*
- A-0489** LONG-TERM FOLLOW-UP AFTER DIGITAL NERVE RECONSTRUCTION WITH HYBRID MICRO- AND NANOSTRUCTURED SILK FIBROIN NERVE CONDUIT
O. Politikou, S. Brackertz, I. Besmens, M. Calcagni | *Department of Plastic Surgery and Hand Surgery, University Hospital Zurich, Switzerland*
- A-0578** DIGITAL ARTERY INJURIES OF THE HAND - A CLINICAL COMPARISON BETWEEN ONE AND TWO-ARTERY REVASCLARIZATION
Khaled Dastagir, Peter M. Vogt | *Department of Plastic, Aesthetic, Hand and Reconstructive Surgery, Hannover Medical School, Hannover, Germany*
- A-0595** SEVERE INJURY OF FLEXOR TENDONS AND SKIN LOSS IN 4 DIGITS: SURGICAL STEPS FOR COVERAGE AND FLEXOR RECONSTRUCTION
Camila Chanes Puiggrós^{1,2}, Manuel Andrés Martínez², Manel Panadero Moncusí², Óscar Izquierdo Corres^{2,3} | ¹*Hospital Dos de Maig, Consorci Sanitari Integral, Barcelona, Spain;* ²*Hospital Egarsat, Barcelona, Spain;* ³*Parc Sanitari Sant Joan de Deu, Sant Boi, Spain*
- A-0626** THE VASCULARIZED MEDIAL FEMORAL CONDYLE CORTICOPERIOSTEAL BONE FLAP IN LONG BONE NON-UNIONS. OUR EXPERIENCE
Pilar Aparicio¹, José Torres¹, Camila Chanes-Puiggrós², Manuel Andrés², Enric Domínguez³, Juan Castellanos¹, Manel Panadero², Óscar Izquierdo^{1,2} | ¹*Parc Sanitari Sant Joan de Déu, Barcelona, Spain;* ²*Egarsat, Barcelona, Spain;* ³*Hospital del Mar, Barcelona, Spain*
- A-0635** FIRST DORSAL METACARPAL VENOUS FLAP: A CASE REPORT OF AN INTRAOPERATIVE SALVAGE OF AN ISCHEMIC FDMA FLAP BY ARTERIOVENOUS SUPERCHARGING
Pierfrancesco Pugliese, Giulio Borraccino, Emanuele Cammarata, Massimiliano Tripoli, Luigi Montesano, Adriana Cordova, Francesca Toia | *Department of Surgical, Oncological and Oral Sciences - Plastic and Reconstructive Surgery; University of Palermo; Palermo, Italy*
- A-0637** SCAPHOID RECONSTRUCTION IN PREISER'S DISEASE (SCAPHOID AVASCULAR NECROSIS) WITH OSTEOCHONDRAL MEDIAL FEMORAL CONDYLE FLAP: A CASE REPORT
Roque Emilio Pérez Expósito, Sergio Ramón Bitrián, Rosa María Vega Rodríguez, Fernando Aranda Romero, Sergio Fernández Roldán, Juan Carlos Sánchez Hernández | *Hospital Ramón y Cajal, Madrid, Spain*
- A-0675** SINGLE INCISION IN SURGICAL APPROACH FOR SIMULTANEOUS DECOMPRESSION OF THE MEDIAN AND ULNAR NERVE TO THE WRIST
Teodor Stamate^{1,2}, Camelia Tamas^{1,2}, Mariana Stamate³, Dan Cristian Morariu^{1,2}, Bogdan Iosip², Costel Dobre², Ionut Topa² | ¹*University of Medicine and Pharmacy "Grigore T. Popa" IASI, Romania;* ²*Plastic and Reconstructive Microsurgery Service "St. Spiridon" Hospital, IASI, Romania;* ³*Laboratory of Neurophysiology – Neurosurgery Hospital, IASI, Romania*

- A-0785** MEDIAL FEMORAL CONDYLE FREE FLAP IN THE TREATMENT OF NON UNIONS AND BONE NECROSIS OF UPPER LIMB: AN EXPERIENCE OF 28 CASES
Pierluigi Tos, Alessandro Crosio, Mauro Magnani, Edoardo Barberini, Letizia Marengi, Sergio De Santis Simona Odella | *Hand Surgery and Reconstructive Microsurgery Department, ASST Gaetano Pini-CTO, Istituto Ortopedico Gaetano Pini – CTO, Milan, Italy*

SURGEONS - OUTCOME

- A-0198** EVERYTHING YOU CAN DO WITH WALANT
Fidel Cayon | *Orthopaedic Specialties Center, Hand Surgery Unit. Quito, Ecuador*
- A-0227** INVESTIGATION OF THE EFFECT OF RADIAL NERVE MOBILIZATION ON PAIN, FUNCTION AND GRIP STRENGTH IN PATIENTS WITH HAND THUMB OSTEOARTHRITIS
Sedanur Güngör¹, Zeynep Tuna Emir¹, Kadir Çevik² | *¹Department of Physiotherapy and Rehabilitation, Faculty of Health Sciences, Gazi University, Ankara, Turkey; ²Department of Orthopaedics and Traumatology, Diskapi Yildirim Beyazit Training and Research Hospital, University of Health Sciences Turkey, Ankara, Turkey*
- A-0332** NORMATIVE VALUES OF THE MICHIGAN HAND OUTCOMES QUESTIONNAIRE IN THE DUTCH POPULATION
Priscilla A. Jawahier¹, Isa E. de Blik¹, Mathieu M.E. Wijffels², Niels W.L. Schep¹ | *¹Maastad hospital, Rotterdam, the Netherlands; ²Erasmus Medical Center, Rotterdam, the Netherlands*
- A-0574** THE “SEAMLESS START”: MAXIMISING THEATRE EFFICIENCY BY RE-ESTABLISHING “THE GOLDEN FIRST PATIENT”
Hadyn Kankam, Kanchana Niruttan, Shahd Nour, Steve Powell, Darren Chester, Jill Webb, Paul Malone | *Queen Elizabeth Hospital Birmingham, UK*
- A-0646** PATIENT HANDOVER, AN OVERLOOKED COBBLESTONE IN PATIENT CARE - IDEAS TO CONSOLIDATE THE STRUCTURE
Abouhadid Suhaila, Ali Ramy, Fahmy S Fahmy | *Countess of Chester Hospital, Chester, UK*
- A-0687** INFLUENCING FACTORS OF OUTCOME IN EXTENSOR TENDON REPAIR
Adrienn Lakatos, Balazs Lenkei | *B.-A.-Z County Teaching Hospital, Traumatology Dpt, Miskolc, Hungary*
- A-0707** SUCCESSFUL REPLANTATION IN AN 74 YEARS OLD PATIENT AFTER A CRUSH INJURY WITH PROLONGED WARM ISCHEMIA TIME
Alexandru Costeschi¹, Mihai Marin¹, Mihai Roznovanu¹, Ileana Boiangiu¹, Sorin Parasca^{1,2} | *¹Clinical Hospital Of Plastic surgery and Burns, Bucharest, Romania; ²Carol Davila University of Medicine and Pharmacy, Bucharest, Romania*
- A-0720** TIMING AND COMPLICATIONS OF UPPER EXTREMITY SURGERY FOR MULTIPLE TRAUMA PATIENTS
Masahiro Miyashita, Kenichiro Uchida, Hiromasa Yamamoto, Yasumitsu Mizobata | *Osaka Metropolitan University Graduate School of Medicine, Osaka, Japan*
- A-0821** FUNCTIONAL OUTCOMES AFTER SAUVÉ-KAPANDJI DISTAL RADIOULNAR JOINT ARTHRODESIS
Rocio Mascaraque, Marta Olmeda, Juan Carlos Márquez | *Hospital Universitario Infanta Elena, Madrid, Spain*

- A-0875** THE VALUE OF QUICKDASH SCORE IN TENDON INJURIES
Balazs Lenkei, Adrienn Lakatos | *Hand Surgery Center Miskolc*
- A-0940** ADAPTATION OF THE CLAVIEN-DINDO CLASSIFICATION SYSTEM FOR NEGATIVE OUTCOME EVENTS IN HAND SURGERY
E. Piguet, A. Gonzalez, M-A. Päivi Soro, JY. Beaulieu | *Hôpitaux universitaires de Genève, Unité de chirurgie de la main, Genève, Switzerland*

SURGEONS - PAEDIATRIC TRAUMA

- A-0058** RE-FRACTURE RATE OF PEDIATRIC AND ADOLESCENT 5TH METACARPAL NECK FRACTURES
Nansen Kuo, Catherine May, Natasha McKibben, Joshua Abzug | *University of Maryland School of Medicine, Baltimore, MD, USA*
- A-0059** FACTORS SURROUNDING TRAVELING TO APPOINTMENTS FOR PEDIATRIC ORTHOPAEDIC SURGEONS: UNACCEPTABLE LENGTHS?
Xuyang Song, Casey Codd, Alexandria Case, Catherine May, Joshua Abzug | *University of Maryland School of Medicine, Baltimore, MD, USA*
- A-0060** COMPETENCY IN PEDIATRIC CAST PLACEMENT AND REMOVAL BASED ON EXPERIENCE AND EDUCATION LEVEL
Rebecca Li, Alisa Forsberg, Samara Kass, Catherine May, Joshua Abzug | *University of Maryland School of Medicine, Baltimore, MD, USA*
- A-0061** PEDIATRIC DISTAL ULNA FRACTURES: EPIDEMIOLOGY, OUTCOMES, AND COMPLICATIONS
Gregory Connors, Catherine May, Joshua Abzug | *University of Maryland School of Medicine, Baltimore, MD, USA*
- A-0063** PEDIATRIC THUMB PROXIMAL PHALANGEAL FRACTURES: EPIDEMIOLOGY, OUTCOMES, AND COMPLICATIONS
Eric Resnick, Catherine May, Joshua Abzug | *University of Maryland School of Medicine, Baltimore, MD, USA*
- A-0065** PEDIATRIC AND ADOLESCENT PROXIMAL HUMERUS FRACTURES: EPIDEMIOLOGY, OUTCOMES, AND COMPLICATIONS
Ave Keefer, Dennis Morozov, Catherine May, Joshua Abzug | *University of Maryland School of Medicine, Baltimore, MD, USA*
- A-0106** RETROSPECTIVE STUDY OF ISHIGURO'S TECHNIQUE FOR MALLET BONE FINGER IN CHILDREN: LONG-TERM FOLLOW-UP AND ANALYSIS OF PREDICTORS IN OUTCOMES
Andrea Leti Acciaro¹, Giacomo Cataldo², Davide Gravina², Roberto Adani¹ | ¹*Hand Surgery and Microsurgery Department, AOU Policlinico of Modena, Italy;* ²*Orthopaedic Department, University of Modena, Italy*
- A-0210** EXTRAPHYSEAL DISTAL RADIUS FRACTURE IN CHILDREN: IS THE CAST ALWAYS NEEDED? A RETROSPECTIVE ANALYSIS COMPARING EPIBLOC SYSTEM AND K-WIRE PINNING
Rocco De Vitis¹, Marco Passiatore², Ludovico Caruso¹, Marco D'Orio¹, Vitale Cilli³, Giuseppe Taccardo¹ | ¹*Istituto Di Clinica Ortopedica, Fondazione Policlinico Universitario A. Gemelli IRCCS, Università Cattolica del Sacro Cuore, Roma, Italy;* ²*Azienda Socio Sanitaria Territoriale degli Spedali Civili di Brescia, istituto di Clinica Ortopedica, Brescia, Italy;* ³*Chirurgie de La Main, CHIREC Site Delta, Bruxelles, Belgium*

- A-0323** PREDICTORS FOR IMPAIRED FOREARM ROTATION AFTER BOTH-BONE FOREARM FRACTURES IN CHILDREN
Kasper Roth¹, Linde Musters², Leon Diederix³, Jan Verhaar¹, Denise Eygendaal¹, Joost Colaris¹ | ¹Erasmus Medical Centre, Rotterdam, the Netherlands; ²Flinders Medical Centre, Adelaide, Australia; ³Elkerliek Hospital, Helmond, the Netherlands
- A-0407** THE EFFECTIVENESS OF MINIMALLY INVASIVE AUTOLOGOUS SPONGIOSAPLASTY IN THE TREATMENT OF ENCHONDROMAS ON THE HANDS DURING CHILDHOOD
Gergő Józsa^{1,2}, Aba Lőrincz¹, Zsolt Oberitter² | ¹Department of Thermophysiology, Institute for Translational Medicine, Medical School, University of Pécs, Pécs, Hungary; ²Division of Surgery, Traumatology and Otorhinolaryngology, Department of Paediatrics, Clinical Complex, University of Pécs, Pécs, Hungary
- A-0807** SCAPHOID NON UNION IN A 11 Y OLD CHILD
Nicola Bizzotto, David Espen | City Clinic, Hand Unit, Bolzano/Bozen, Italy

SURGEONS - PAIN

- A-0023** PREPACKED REDUCING THE NUMBER OF OPIOID PRESCRIPTIONS FOR PATIENTS IN THE CLINIC OF HAND SURGERY AT THE UNIVERSITY HOSPITAL OF ÖREBRO
S. Mousa, M. Sagerfors, D. Reiser | Department of Hand Surgery, Örebro University Hospital, Örebro, Sweden
- A-0292** PREVENTION IS BETTER THAN CURE: SURGICAL METHODS FOR NEUROPATHIC PAIN PREVENTION FOLLOWING AMPUTATION
J.W.D. de Lange¹, C.A. Hundepool¹, D.M. Power², V. Rajaratnam³, L.S. Duraku⁴, J.M. Zuidam¹ | ¹Department of Plastic, Reconstructive and Hand surgery, Erasmus Medical Centre, Rotterdam, Netherlands; ²Hand and Peripheral Nerve Surgery Service, Queen Elizabeth Hospital, Birmingham, UK; ³Department of Trauma and Orthopaedics, Khoo Teck Puat Hospital, Singapore; ⁴Department of Plastic, Reconstructive and Hand Surgery, Amsterdam UMC, Amsterdam, The Netherlands
- A-0496** THE ROLE OF PREOPERATIVE OPIOID USE IN POSTOPERATIVE OUTCOMES IN HAND SURGERY— A SYSTEMATIC REVIEW
Praveen Sriharan¹, Alan Cheng¹, Cameron Leveille², Carlos Prada^{3,4} | ¹Michael G. DeGroot School of Medicine, McMaster University, Hamilton, Canada; ²Division of Plastic and Reconstructive Surgery, McMaster University, Hamilton, Canada; ³Division of Orthopaedic Surgery, McMaster University, Hamilton, Canada; ⁴Department of Health Research Methods, Evidence, and Impact, McMaster University, Hamilton, Canada
- A-0674** WIDE AWAKE LOCAL ANAESTHETIC NO TOURNIQUET (WALANT) IN GREECE- OUR 5 YEAR EXPERIENCE
Rafailia Sotiria Kivotidou, Panagiotis Tsiasiotis, Georgia Dedousi, Panagiotis Christopoulos, Leonidas Dimou | 5th Orthopaedic department-hand unit, Asklipeion General Hospital, Athens, Greece
- A-0759** RECONSTRUCTION OF PAINFUL NEUROMA OF SUPERFICIAL BRANCH OF RADIAL NERVE AFTER FIRST DORSAL COMPARTMENT RELEASE: PRESENTATION OF TWO CASES
Jorge Luis Martinez-Peniche, Eduardo Hernandez-Mendez Villamil, Alejandro Espinosa-Gutiérrez | Instituto Nacional de Rehabilitación “Luis Guillermo Ibarra Ibarra”, Ciudad de Mexico, Mexico

A-0877 CRPS IN TIMES OF COVID-19
Simone Bode, Gernot Schmidle | *University Hospital Innsbruck, Austria*

SURGEONS - PERIPHERAL NERVE

- A-0008** TRENDS IN OPEN VS ENDOSCOPIC CARPAL TUNNEL RELEASE: A COM-PREHENSIVE SURVEY IN JAPAN
Michiro Yamamoto, Hidemasa Yoneda, Katsuyuki Iwatsuki, Shigeru Kurimoto, Masahiro Tatebe, Hitoshi Hirata | *Nagoya University, Nagoya, Japan*
- A-0014** MOTOR BRANCH OF ULNAR NERVE INJURY DURING CARPAL TUNNEL SURGERY: ANATOMICAL STUDY AND REPORT OF A RARE CASE
Wuttipong Siriwittayakorn¹, Parvaritpong Saosarn¹, Warangkana Fongsri² | ¹*Nakornping Hospital, Chiangmai, Thailand*; ²*Prince of Songkhla university, Songkhla, Thailand*
- A-0027** WHETHER FAMILIAL MEDITERRANEAN FEVER (FMF) CAUSE CARPAL TUNNEL SYNDROM (CTS): STATISTIC DATA IN ARMENIA
Gayane Mkhitarian¹, Tehmine Asatryan², Erik Manukyan³, Gurgen Beglaryan⁴ | ¹*Heratsi Hospital Complex, Yerevan State Medical University after Mkhitar Heratsi, Yerevan, Armenia*; ²*Heratsi Hospital Complex, Yerevan State Medical University after Mkhitar Heratsi, Yerevan, Armenia*; ³*Heratsi Hospital Complex, Yerevan State Medical University after Mkhitar Heratsi, Yerevan, Armenia*; ⁴*Heratsi Hospital Complex, Yerevan State Medical University after Mkhitar Heratsi, Yerevan, Armenia*
- A-0033** TARGETED MUSCLE REINNERVATION FOR SYMPTOMATIC PERIPHERAL SENSORY NEUROMAS IN THE HAND AND WRIST
Mohammed Muneer | *Hamad Medical Corporation, Doha, Qatar*
- A-0034** ULNAR NERVE INJURY DURING TREATMENT OF 4TH AND 5TH METACARPAL FRACTURES: A CASE REPORT AND ANATOMICAL REVIEW
Mohammed Muneer, Yahya Alborno | *Hamad Medical Corporation, Doha, Qatar*
- A-0035** A 60-YEAR-OLD WOMAN WITH SYMPTOMS OF COMBINED CARPAL TUNNEL SYNDROME AND CUBITAL TUNNEL SYNDROME DUE TO AN ELASTOFIBROMA CAUSING COMPRESSION OF THE MEDIAN AND ULNAR NERVES
Mohammed Muneer, Fadi Bouri | *Hamad Medical Corporation, Doha, Qatar*
- A-0073** RESULTS OF THE OBERLIN PROCEDURE FOR ELBOW FLEXION DISORDERS FROM CERVICAL SPINE DISEASES
Takahiro Yamazaki¹, Yusuke Matsuura¹, Yoshiyuki Matsuyama², Yosuke Ito¹, Kenji Kubota¹, Ryutaro Iwasaki¹, Atsushi Hojo¹, Takashi Nomoto¹, Takuto Takeda¹, Seiji Otori¹ | ¹*Department of Orthopaedic Surgery, Chiba University Graduate School of Medicine, Japan*; ²*Tokyo Metropolitan Bokuto Hospital, Japan*
- A-0079** FACTORS AFFECTING CONTRALATERAL WRIST SURGERY AFTER CARPAL TUNNEL RELEASE IN BILATERAL CARPAL TUNNEL SYNDROME
Chi-Hoon Oh¹, Jun-Ku Lee², Byung-Nam Yoon³, Cheungsoo Ha¹, Soo-Hong Han¹ | ¹*Department of Orthopedic Surgery, CHA Bundang Medical Center, CHA University School of Medicine, South Korea*; ²*Department of Orthopedic Surgery, National Health Insurance Service Ilsan Hospital, South Korea*; ³*Department of Neurology, Seoul Paik Hospital, Inje University College of Medicine, Seoul, South Korea*

- A-0099** WIDE-AWAKE LOCAL ANESTHESIA WITHOUT TOURNIQUET (WALANT) FOR CAMITZ TRANSFER
Sunyarn Niempoog¹, Woraphon Jareonporn² | ¹*Thammasat University Hospital, Pathumthani, Thailand;* ²*Police General Hospital, Bangkok, Thailand*
- A-0136** ENDOSCOPIC VERSUS OPEN IN SITU DECOMPRESSION FOR THE MANAGEMENT OF CUBITAL TUNNEL SYNDROME
Byung Sung Kim, Joo Young Cha | *Department of Orthopaedic Surgery, Soonchunhyang University College of Medicine, Bucheon-si, South Korea*
- A-0158** CARPAL TUNNEL RELEASE DESPITE NORMAL NERVE CONDUCTION STUDIES IN CARPAL TUNNEL SYNDROME PATIENTS
Jun-Ku Lee², Chi-Hoon Oh¹, Cheungsoo Ha¹, Jusung Lee¹, Soo-Hong Han¹ | ¹*Department of Orthopaedic Surgery, CHA Bundang Medical Center, CHA University School of Medicine, South Korea;* ²*Department of Orthopedic Surgery, National Health Insurance Service Ilsan Hospital, South Korea*
- A-0193** PROXIMAL MEDIAN NERVE COMPRESSION DUE TO GIANT LIPOMA. SURGICAL TREATMENT UNDER WALANT
Cátia Coelho Nunes, Marcelo Alves, Maria Inês Rocha, Beatriz Castanheira, Sofia Madeira, Rui Lino | *Hospital Garcia de Orta, Almada, Portugal*
- A-0327** OVERUSE OF PSYCHOACTIVE ANALGESICS (OPIOIDS AND GABAPENTINOID DRUGS) IN THE SWEDISH POPULATION AND SURGERY FOR CARPAL TUNNEL SYNDROME AND ULNAR NERVE ENTRAPMENT
Lars B. Dahlin^{1,2,3}, Raquel Perez⁴, Erika Nyman^{3,5}, Malin Zimmerman^{1,2}, Juan Merlo^{4,6} | ¹*Department of Translational Medicine – Hand Surgery, Lund University, Skåne University Hospital, Malmö, Sweden;* ²*Department of Hand Surgery, Skåne University Hospital, Malmö, Sweden;* ³*Department of Biomedical and Clinical Sciences, Linköping University, Linköping, Sweden;* ⁴*Unit for Social Epidemiology, Department of Clinical Sciences (Malmö), Faculty of Medicine, Lund University, Malmö, Sweden;* ⁵*Department of Hand Surgery, Plastic Surgery and Burns, Linköping University Hospital, Linköping, Sweden;* ⁶*Center for Primary Health Research, Region Skåne, Malmö, Sweden*
- A-0337** CENTRAL PALMAR NECROSIS FOLLOWING STEROID INJECTIONS FOR THE TREATMENT OF CARPAL TUNNEL SYNDROME - A CASE REPORT
M Ridwanul Hassan, Christie Brennan, Samuel George | *University Hospitals Birmingham, UK*
- A-0371** AN UPDATE ON SURGICAL PROCEDURES FOR CARPAL TUNNEL SYNDROME: WHAT IS THE CURRENT EVIDENCE?
Valerio Pace¹, Melinda Moscovici², Fabrizio Marzano³ | ¹*AOSP Terni, Italy;* ²*Université Grenoble Alpes (UGA) Grenoble, France;* ³*University of Perugia, Italy*
- A-0396** EVALUATION OF FUNCTIONAL RECOVERY IN THE INTRINSIC AND FLEXOR MUSCLES AFTER NERVE TRANSFER FOR ULNAR NERVE LESIONS. NEW METHOD FOR MEASUREMENT (CHA METHOD)
Soo Min Cha¹, Hyun Dae Shin¹, Yun Ki Kim¹, Jae Hoon Yang² | ¹*Department of Orthopedic Surgery, Regional Rheumatoid and Degenerative Arthritis Center, Chungnam National University Hospital, Chungnam National University School of Medicine, Daejeon, South Korea;* ²*Centum Hospital, Daejeon, South Korea*

- A-0416** ELECTRO-CLINICAL PREDICTORS AFTER SURGERY FOR CUBITAL TUNNEL SYNDROME: THE COMPRESSION STAGE IS THE MAIN DETERMINANT
Nathalie de Lambilly¹, Leonore Wigger², Michaël Papaloizos¹ | ¹*The Hand Clinic, Geneva, Switzerland*; ²*Swiss Institute of Bioinformatics, Lausanne, Switzerland*
- A-0445** CORRELATION BETWEEN BOSTON QUESTIONNAIRE AND CROSS SECTIONAL AREA (CSA) IN PATIENTS WITH CARPAL TUNNEL SYNDROME (CTS) WITH AND WITHOUT BIFID MEDIAN NERVE VARIANT OF NORMALITY
Enrique Peces García, Eudaldo Jose Gallo del Valle, Juan María Pardo García, Belén Pardos Mayo, Natalia Ruiz Micó | *Hospital Universitario General de Villalba. Collado Villalba, Madrid, Spain*
- A-0462** PEDICLED PARTIAL FDS MUSCLE FLAP FOR COVERAGE OF MEDIAN NERVE IN THE DISTAL FOREARM
Martin Czinner^{1,2,3}, Radek Kebrle², Tomas Hellmuth⁴ | ¹*Orthopaedics, Regional Hospital Liberec, Czech Republic*; ²*Hand Clinic, Dr. Pirek's Clinic, Czech Republic*; ³*1st Faculty of Medicine, Charles University*; ⁴*Hand and Plastic Surgery Institute, Vysoké Nad Jizerou, Czech Republic*
- A-0520** THE INSUCSESSES OF CARPAL TUNNEL RELEASE. OUR EXPERIENCE AND LITERATURE REVIEW
Francesco Messina, Alfio Luca Costa, Cesare Tiengo, Filippo Andrea Giovanni Perozzo, Stefano L'Erario, Benedetta Scucchi, Franco Bassetto | *Padua University Hospital, Italy*
- A-0587** PERSISTENT SYMPTOMS AFTER CARPAL TUNNEL RELEASE; LACERTUS SYNDROME, DIAGNOSIS AND TREATMENT
Ileen Domela Nieuwenhuis¹, Olivier Jaquet¹, Jean Bart Jaquet¹, Niels Schep¹, Henk Coert² | ¹*Maasstad Ziekenhuis, Rotterdam, Netherlands*; ²*Universitair Medisch Centrum Utrecht, Utrecht, Netherlands*
- A-0620** SUPERCHARGED END TO SIDE NERVE TRANSFER FOR ULNAR NEUROPATHY: A SYSTEMATIC REVIEW
Chane Kulenkampff^{1,2,3}, Rajan Choudhary², Samuel George^{1,2,3}, Dominic Power^{1,2,3} | ¹*The HaPPeN Research Group, Institute of Translational Medicine, Birmingham, UK*; ²*The Birmingham Hand Centre, University Hospitals Birmingham NHS Foundation Trust, UK*; ³*The Peripheral Nerve Injury Service, University Hospitals Birmingham NHS Foundation Trust, UK*
- A-0701** A RARE CASE OF NDDH: NEUTROPHILIC DERMATOSIS OF THE DORSAL HANDS
Rajan Choudhary², Chane Kulenkampff^{1,2,3}, Samuel George^{1,2,3} | ¹*The HaPPeN Research Group, Institute of Translational Medicine, Birmingham, UK*; ²*The Birmingham Hand Centre, University Hospitals Birmingham NHS Foundation Trust, UK*; ³*The Peripheral Nerve Injury Service, University Hospitals Birmingham NHS Foundation Trust, UK*
- A-0702** AN EXTREMELY RARE CAUSE OF ULNAR NERVE AND ARTERY COMPRESSION IN GUYON'S CANAL: A CASE STUDY AND LITERATURE REVIEW
Rajan Choudhary², Chane Kulenkampff^{1,2,3}, Niall O'Hara², Samuel George^{1,2,3} | ¹*The HaPPeN Research Group, Institute of Translational Medicine, Birmingham, UK*; ²*The Birmingham Hand Centre, University Hospitals Birmingham NHS Foundation Trust, UK*; ³*The Peripheral Nerve Injury Service, University Hospitals Birmingham NHS Foundation Trust, UK*

- A-0726** ANATOMY OF THE CARPAL TUNNEL IN REGARD TO A PERCUTANEOUS TUNNEL RELEASE
Peter Kaiser, Gernot Schmidle, Simone Bode, Hanne-Rose Honis, Bernhard Morrigl, Marco Konschake | *Medical University Innsbruck*
- A-0763** FUNCTIONAL OUTCOME OF NERVE TRANSFERS FOR MIXED HIGH MEDIAN AND ULNAR NERVE INJURIES
Khalid Masood, Shoaib Javed, Khalid Zulfqar Qureshi | *Hand and Upper Limb Surgery Center, CMH Lahore Medical College Lahore, Pakistan*
- A-0798** OUTCOME OF SIMPLE IN SITU DECOMPRESSION FOR IDIOPATHIC CUBITAL TUNNEL SYNDROME USING MINIMAL INCISION UNDER WIDE AWAKE LOCATE ANESTHESIA WITHOUT TOURNIQUET
Xing Shuguo, Mao Tian | *Affiliated Hospital of Nantong University*
- A-0850** US PERIPHERAL NERVE EVALUATION: UTILITY AND PREDICTABILITY
Roberta Sartore¹, Fabio Paio², Giovanna M. Squintani², Massimo Corain¹ | ¹*Hand Surgery and Microsurgery Unit, University Hospital of Verona, Verona, Italy;* ²*Neurology B and Neurophysiology Unit, University Hospital of Verona, Verona, Italy*
- A-0856** TARGETED MUSCLE REINNERVATION AND CENTRO-CENTRAL SUTURE IN TREATMENT AND PREVENTION OF PAINFUL NEUROMAS OF THE HAND: CLINICAL APPLICATION AND DECISION-MAKING
Alessandro Crosio, Letizia Marengi, Edoardo Barberini, Francesco M. Locatelli, Mauro Magnani, Simona Odella, Pierluigi Tos | *ASST Gaetano Pini - CTO, Milano, Italy*
- A-0878** INTRAOPERATIVE ULTRASOUND GUIDED NERVE RESECTION: WHAT TO EXPECT
Francesco M. Locatelli¹, Alessandro Crosio¹, Simona Odella¹, Lucia Verga¹, Antonina Parafioriti¹, Michele M. Lombardo², Mauro Magnani¹, Pierluigi Tos¹ | ¹*ASST Gaetano Pini - CTO, Milano, Italy;* ²*Sport Hand Unit, Istituti Clinici Zucchi, Monza, Italy*
- A-0885** THERAPEUTICAL APPROACH IN RADIAL PALSY POST CLOSED HUMERAL FRACTURES
Diana Lora Parvu^{1,2}, Silviu Marinescu^{1,2}, Carmen Giuglea^{2,3}, Andreea Badeana¹, Muhannad Alsmairat¹ | ¹*"Bagdasar-Arseni" Emergency Hospital, Plastic and Reconstructive Department, Bucharest, Romania;* ²*"Carol Davila" University of Medicine and Pharmacy, Bucharest, Romania;* ³*"St John" Emergency Hospital, Plastic and Reconstructive Department, Bucharest, Romania*

SURGEONS - PSYCHOLOGY

- A-0580** PAIN CATASTROPHIZING AND ANXIETY AFFECTS POSTOPERATIVE OUTCOMES AFTER SURGERY FOR WRIST OSTEOARTHRITIS
Elin Swärd, Thorsten Schriever, Maria Wilcke | *Karolinska Institutet, Department of Clinical Science and Education, Södersjukhuset*
- A-0710** ATTITUDES OF TRAINEES TO INVOLVEMENT IN HAND SURGERY IN LOW RESOURCE SETTINGS: A NATIONAL SURVEY
Rowa Taha, Ralph Murphy, Gillian Higgins, Rebecca Nicholas, Anthony Gough, Jonathan Jones | ¹*NIHR Doctoral Research Fellow, Centre for Evidence Based Hand Surgery, Nottingham, UK;* ²*University of Manchester, Manchester, UK;* ³*University of Glasgow, Glasgow, Scotland;* ⁴*St Thomas's Hospital, London, UK;* ⁵*Musgrove Park Hospital, Taunton, UK;* ⁶*Peterborough City Hospital, Peterborough, UK*

SURGEONS - SCAR / FIBROSIS

- A-0500** EOSINOPHILIC FASCIITIS: A NOSOLOGICAL ENTITY NOT TO BE UNDERESTIMATED
Ferruccio Paganini, Alessandro Fagetti, Federico Tamborini, Danilo Di Giovanna, Andrea Minini, Martina Corno, Emanuele Mascherpa, Leonardo Garutti, Elisa Bascialla, Annachiara Tellarini, Veronica Fasoli, Luigi Valdatta, Mario Cherubino | *University of Insubria - Circolo Hospital and Fondazione Macchi - Varese, Italy*
- A-0865** ANTEROMEDIAL RELEASE FOR POSTTRAUMATIC FLEXION-PRONATION CONTRACTURE OF THE WRIST: A CASE REPORT
Laura Rey Fernández¹, Inma Puig de la Bellacasa¹, Saioa Quintas Álvarez¹, Marc García-Eliás² | *¹Hospital Universitario Mutua de Terrasa, Terrasa, Spain; ²Institut Kaplan, Barcelona, Spain*

SURGEONS - SOFT TISSUE COVERAGE

- A-0130** ISCHEMIC NECROSIS OF THE FIRST TWO RAYS OF THE HAND FOLLOWING RADIAL ARTERY CANNULATION. A RARE COMPLICATION, TREATED WITH THE PEDICLED GROIN FLAP TECHNIQUE
Eftychios Papagrigorakis, Christos Vlachos, Ioannis Kolovos, Aristeidis Koutsopoulos, Panagiotis Kanellos, Sarantis Spyridonos | *Hand Surgery-Upper Extremity & Microsurgery Unit – KAT General Hospital of Athens, Athens, Greece*
- A-0208** THE USE OF CROSS FINGER FLAP FOR THE TREATMENT OF AMPUTATION OF THE FINGERTIP
Hideyuki Mizushima | *Orthopedic Surgery, Hand Surgery and Microsurgery Center, Nagoya Tokushukai General Hospital, Japan*
- A-0294** TRIBUTE TO A BOOK OR CASE REPORT ON FINGER INJURIES WITH LACK OF SOFT TISSUE ON THE DORSUM OF THE FINGER
Balazs Simon, Preben Olsson Dovland | *Moss Sykehus, Østfold Norway*
- A-0301** THE PERFORATOR PROPELLER HOMODIGITAL FAP: CASE REPORT
Alfonso Echeverria, Andrea Embarcadero, Samaria Mejía, Elliott Correa, Rafael Reynoso | *General Hospital, Mexico City, Mexico*
- A-0469** SECOND DORSAL METACARPAL ARTERY PERFORATOR (QUABA) FLAP TO RESURFACE VOLAR FINGER SOFT-TISSUE DEFECT
Juan Berrocal Cuadrado, Belén García-Medrano, Elvira Mateos Álvarez, Ignacio del Barrio Lozano, David César Noriega González | *Hospital Clínico Universitario de Valladolid, Valladolid, Spain*
- A-0601** FUNCTIONING BI-POLAR LATISSIMUS DORSI MUSCLE FLAP FOR COMPLEX TISSUE DEFECTS OF THE ARM, INCLUDING BICEPS AND/OR MUSCLE-CUTANEOUS NERVE
Alexandru V. Georgescu¹, Ioannis Ignatiadis² | *¹Cluj Napoca, Romania, ²Athens, Greece*
- A-0662** DISTAL PHALANX ADIPOSE FLAP: TECHNIQUE FOR FINGERTIP RECONSTRUCTION
Giovanna Petrella, Norman Della Rosa, Roberto Adani | *Department of Hand Surgery and Microsurgery, University Hospital of Modena, Modena, Italy*
- A-0725** CLINICAL EXPERIENCES AND SURGICAL TECHNIQUES OF THE DORSAL ULNAR ARTERY PERFORATOR FREE FLAP IN RECONSTRUCTION OF MEDIUM SIZED DEFECTS OF THE DIGITS
Celestial Wong, Sreedharan Sechachalam | *Tan Tock Seng Hospital, Singapore*

A-0741 COMPARISON OF REVERSE HOMODIGITAL FLAP FOR THUMB RECONSTRUCTION: DORSORADIAL VERSUS DORSOULNAR
Young Seok Lee¹, Chang-Hun Lee¹, Ho Jun Cheon², Young Woo Kim² | ¹*Department of Orthopedic Surgery, College of Medicine, Hanyang University, Seoul, South Korea;* ²*Reconstructive Hand and Microsurgery, W Hospital, Daegu, South Korea*

A-0858 INDOCHINESE SPITTING COBRA ENVENOMATION: A NOVEL USE FOR BIODEGRADABLE TEMPORISING MATRIX IN A RARE CASE OF UPPER LIMB SOFT TISSUE LOSS
Izabela K Slezak, Jamie D Clements, Rachel Currie, Jeremy Bond | *The Ulster Hospital, Dundonald-Belfast, Northern Ireland, United Kingdom*

SURGEONS - SPASTICITY AND TETRAPLEGIA

A-0022 LONG-LASTING EFFECTS SIX YEARS AFTER SPASTICITY-CORRECTING SURGERY - A PROSPECTIVE STUDY IN 19 ADULT PATIENTS
Joakim Strömberg^{1,2}, Therese Ramström^{2,3}, Johanna Wangdell^{2,3} | ¹*Department of Surgery and Orthopedics, Alingsås Lasarett, Alingsås, Sweden;* ²*University of Gothenburg, Sahlgrenska Academy, Institution for Clinical Sciences, Department of Hand Surgery;* ³*Centre for Advanced Reconstruction of Extremities, Sahlgrenska University Hospital, Gothenburg, Sweden*

A-0032 USE OF VOLAR DISTAL RADIUS PLATE DORSALLY FOR WRIST ARTHRODESIS IN PATIENTS WITH UPPER LIMB SPASTICITY: REDUCING COMPLICATIONS AND IMPROVING COMPLIANCE
Rahul Bama^{1,2,3}, Ramy Sultan¹, Zahid Hassan^{1,2}, Paul McArthur^{1,2} | ¹*Whiston Hospital, Prescot, UK;* ²*Alder Hey Children's Hospital, Liverpool, UK;* ³*Griffith University, Gold Coast, Australia*

SURGEONS - SPORTS INJURIES

A-0507 RADIOLOGICAL ANALYSIS OF TRIANGULAR FIBROCARILAGE COMPLEX INJURIES IN RECREATIONAL GOLFERS
Yohan Lee^{1,2}, Kee Jeong Bae², Kyu Wan Kim², SeongJu Choi³ | ¹*Department of Orthopaedic Surgery, Seoul National University College of Medicine, Seoul, South Korea;* ²*Department of Orthopedic Surgery, Seoul National University Boramae Medical Center, Seoul, South Korea;* ³*Department of Orthopaedic Surgery, Nowon Eulji Medical Center, Eulji University School of Medicine, Seoul, South Korea*

A-0624 LUMBRICAL MUSCLE TEARS IN SPORT CLIMBERS: PREVENTING SCAR TISSUE FORMATION AND PROMOTING HAND FUNCTION
Núria Carnicero^{1,2}, Miguel Pérez-Abad³, Àngel Ferreres³, Montserrat Del Valle⁴, Alfonso Rodríguez-Baeza² | ¹*Hand Therapy BCN, Barcelona, Spain;* ²*Department of Morphological Sciences, School of Medicine, Universitat Autònoma de Barcelona, Bellaterra, Spain;* ³*Institut Kaplan, Surgery of the Hand and the Upper Extremity, Barcelona, Spain;* ⁴*Fundació Hospital de l'Esperit Sant, Santa Coloma de Gramenet, Spain*

SURGEONS - TENDON / TENDINOPATHY

A-0178 NEW EIGHT-STRAND CORE SUTURE TECHNIQUE FOR REPAIR OF FLEXOR TENDON LACERATIONS: A BIOMECHANICAL ANALYSIS
Koji Moriya, Yutaka Maki, Hisao Koda, Takuma Kuroda, Naoto Tsubokawa | *Niigata Hand Surgery Foundation, Seiro-machi, Japan*

- A-0192** INCIDENCE AND MANAGEMENT OF MALLET FINGER IN PRIMARY CARE
Patrick Krastman¹, Evelien IT de Schepper¹, Patrick JE Bindels¹, Sita MA Bierma-Zeinstra¹, Gerald Kraan², Jos Runhaar¹ | ¹*Erasmus MC, Department of General Practitioners, Rotterdam, the Netherlands*; ²*Reinier de Graaf Hospital, Department of Orthopaedic Surgery, Delft, the Netherlands*
- A-0204** FEASIBILITY OF HOMODIGITAL FLEXOR DIGITORUM SUPERFICIALIS TRANSPOSITION, A NEW TECHNIQUE FOR A2-C1 PULLEYS RECONSTRUCTION: A KINEMATIC CADAVER STUDY
Rocco De Vitis¹, Marco Passiatore², Ludovico Caruso¹, Vitale Cilli³, Alberto Lazzzerini⁴, Luciana Marzella⁴, Giuseppe Taccardo¹ | ¹*Fondazione Policlinico Universitario A. Gemelli IRCCS, Università Cattolica Del Sacro Cuore, Istituto di Clinica Ortopedica, Roma, Italy*; ²*Azienda Socio Sanitaria Territoriale degli Spedali Civili di Brescia, Istituto di Clinica Ortopedica, Brescia, Italy*; ³*Chirurgie de La Main, CHIREC Site Delta, Bruxelles, Belgium*; ⁴*Istituto Ortopedico Galeazzi, Milano, Italy*
- A-0310** SONOGRAPHIC EVALUATION OF TENDINOUS MALLET FINGER TO EXPECT THE EXTENT OF EXTENSION LAG
Jin Young Kim, Tae Hyun Kim | *Dongguk University Ilsan Hospital, Goyang, South Korea*
- A-0373** USE OF WALANT TECHNIQUE FOR PULLEY RECONSTRUCTION IN SITFF FINGERS. REPORT OF 2 CASES
Laia Sabate Cequier, Daniel Martín Barreda, Mariona Balart Vila, Ana María Carreño Delgado | *Hospital Clinic Barcelona, Spain*
- A-0401** OUTCOMES OF FLEXOR TENDON REPAIR IN PATIENTS WITH CONCURRENT NEUROVASCULAR INJURIES OF MULTIPLE DIGITS IN ZONE 1
Soo Min Cha¹, Hyun Dae Shin¹, Yun Ki Kim¹, Jae Hoon Yang² | ¹*Department of Orthopedic Surgery, Regional Rheumatoid and Degenerative Arthritis Center, Chungnam National University Hospital, Chungnam National University School of Medicine, Daejeon, South Korea*; ²*Centum Hospital, Daejeon, South Korea*
- A-0402** FINGER INJURIES BY EYEBROW RAZOR BLADES IN INFANTS
Soo Min Cha¹, Hyun Dae Shin¹, Yun Ki Kim¹, Jae Hoon Yang² | ¹*Department of Orthopedic Surgery, Regional Rheumatoid and Degenerative Arthritis Center, Chungnam National University Hospital, Chungnam National University School of Medicine, Daejeon, South Korea*; ²*Centum Hospital, Daejeon, South Korea*
- A-0417** CUTANEOUS NERVE DISTRIBUTION AROUND 1ST EXTENSOR COMPARTMENT OF THE WRIST: CLINICAL IMPLICATION REGARDING ULTRASOUND-GUIDED INJECTION
Hyun Il Lee¹, Wu-Chul Song² | ¹*Department of Orthopedic Surgery, Ilsan Paik Hospital, Inje University, South Korea*; ²*Department of Anatomy, College & School of Dentistry Kyunghee University, South Korea*
- A-0443** THE EFFICACY TENDON TRANSFER TECHNIQUE IN RECONSTRUCTION OF THUMB EXTENSION AND ABDUCTION
Yosuke Ito¹, Yusuke Matsuura¹, Aya Kanazuka¹, Yoshiyuki Matsuyama², Takahiro Yamazaki¹, Taniguchi Shinji³, Kenji Kubota¹, Ryutarō Iwasaki¹, Atsushi Hojo¹, Takashi Nomoto¹, Yukari Matsuzawa¹, Takuto Takeda¹, Seiji Otori¹ | ¹*Department of Orthopaedic Surgery, Chiba University Graduate School of Medicine, Japan*; ²*Tokyo Metropolitan Bokuto Hospital, Japan*; ³*Chiba Municipal Aoba Hospital, Japan*

- A-0477** BILATERAL NON TRAUMATIC EXTENSOR TENDON DISLOCATION OF THIRD FINGER
Antonio Dudley, Paula Velasco, Ignacio Descalzo, Jens Cardenas | *Hospital Universitario de la Princesa, Madrid, Spain*
- A-0589** FINGER FLEXORS RIGIDITY IN THE HEALTHY POPULATION
Erez Grinbaum, Nimrod Rozen, Guy Rubin | *Haemek Hospital Center Afula, Israel*
- A-0625** MACHETE WOUNDS, A SPECIFICITY OF THE HAND SURGERY DEPARTMENTS IN THE FRENCH WEST INDIES
Lucian Stratan | *Universitary Hospital of Fort-de-France, Fort-de-France, Martinique, France*
- A-0640** CUSTOM MADE RECONSTRUCTIVE STRATEGY IN ZONE 3 EXTENSOR HIGH ENERGY TRAUMA
Pierfrancesco Pugliese, Marta Nichelini, Daniele Cataldo, Massimiliano Tripoli, Luigi Montesano, Adriana Cordova, Francesca Toia | *Department of Surgical, Oncological and Oral Sciences - Plastic and Reconstructive Surgery, University of Palermo, Palermo, Italy*
- A-0653** THE TENDOCOIL DEVICE - A NEW TOOL FOR FLEXOR TENDON REPAIR - PRELIMINARY RESULTS
Amir Oron, Shadi Saleh, Ayman Khouri, Gil Gannot | *Department of Hand Surgery, Kaplan Medical Center, Rehovot, Israel affiliated to the Faculty of medicine of the Hebrew University, Jerusalem, Israel*
- A-0668** COMPLICATIONS OF AN INITIALLY UNTREATED DEEP FLEXOR SECTION OF THE LITTLE FINGER. A CASE REPORT
Amer Mustafa Gondolbeu^{1,2}, Ana Scott-Tennent de Rivas¹, Laura Prats Gispert^{1,2}, Pilar Señor Revuelto¹, Marta Bonjorn Marti^{1,2}, Pau Forcada Calvet^{1,2} | *¹Hospital Universitari Arnau de Vilanova, Lleida, Spain; ²Faculty of Medicine, Universitat de Lleida, Spain*
- A-0742** METAL SUCTION TIP FOR PERCUTANEOUS FLEXOR SHEATH WASHOUT: A POINT OF TECHNIQUE
Jomana Madieh¹, Andrew Roy McKean², Shakeel Rahman³ | *¹Nottingham City hospital, Nottingham University hospitals NHS trust, Nottingham, UK; ²Chelsea and Westminster hospital NHS foundation trust, London, UK; ³St Thomas' Hospital, Guy's and St Thomas' NHS foundation Trust, London, UK*
- A-0851** FLEXOR TENDON REPAIR AND REINSERTION 3 MONTHS OVER TRAUMA: PUSH BEYOND THE LIMIT
Alessandro Crosio¹, Arturo S. Nozzolillo¹, Sara Dimartino², Simona Odella¹, Pierluigi Tos¹ | *¹ASST Gaetano Pini - CTO, Milano, Italy; ²AOU Policlinico 'G.Rodolico-San Marco', Catania, Italy*

SURGEONS - TUMOUR

- A-0214** RESULTS OF COMPLEX TREATMENT OF MALIGNANT SOFT TISSUE TUMORS IN THE UPPER EXTREMITY
Volodymyr Protsenko, Yevhen Solonitsyn, Oleksandr Ilnitskyi | *Institute of Traumatology and Orthopedics of the National Academy of Medical Sciences of Ukraine*
- A-0257** CARPAL INTRAOSSEOUS GANGLIONS - RARE CAUSES OF CHRONIC WRIST PAIN
Pavel Drac¹, Jan Kovarik², Pavel Korpa³ | *¹Faculty Hospital Olomouc, Czech Republic; ²University Hospital Brno, Czech Republic; ³Faculty Hospital Kralovske Vinohrady, Czech Republic*

- A-0317** ATYPICAL TUMORS OF THE HAND - CLINICAL AND IMAGISTIC FEATURES
 Mihaela Pertea^{1,2}, Stefana Luca^{1,2}, Petru Ciobanu^{1,2}, Madalina-Cristina Fotea², Dorin Sumanaru², Alexandru Amarandei², Bogdan Veliceasa^{1,3} | ¹*"Grigore T Popa" University of Medicine and Pharmacy, Iasi, Romania;* ²*Department of Plastic Surgery and Reconstructive Microsurgery, 'Sf Spiridon' Emergency County Hospital, Iasi, Romania;* ³*Department of Orthopaedics and Traumatology, 'Sf Spiridon' Emergency County Hospital, Iasi, Romania*
- A-0333** VASCULAR MALFORMATIONS AND TUMORS OF THE HAND: A THERAPEUTIC APPROACH
 Angela Sofia Cesar Faustino¹, Judit Reka Hetthessy² | ¹*University Hospital Galway, Ireland;* ²*Semmelweis University, Budapest, Hungary*
- A-0437** FINGERTIP TUMORS: DIAGNOSTIC PRINCIPLES AND REVIEW OF OUR SERIES
 Iakov Molayem, Lucian Lior Marcovici, Virginia Maria Formica, Alessia Pagnotta | *Hand Surgery and Microsurgery Unit, Jewish Hospital, Rome, Italy*
- A-0465** GIANT CELL TUMOR OF THE TENDON SHEATH OF THE THUMB AND ENCHONDROMA OF THE SECOND METACARPAL: A CASE REPORT
 Paschalia Athanasiadou¹, Dimitrios Kitridis², Eleni Karagergou³, Nikolaos-Platon Sachinis¹, Panagiotis Givivissis¹ | ¹*1st orthopedic Department Aristotle University of Thessaloniki, Papanikolaou Hospital, Exohi, Thessaloniki, Greece;* ²*424 Military Hospital of Thessaloniki, Efkarpia, Thessaloniki, Greece;* ³*Plastic surgery department, Papanikolaou Hospital, Exohi, Thessaloniki, Greece*
- A-0606** HUMERAL SHAFT ENORMOUS CHONDROSARCOMA IN A PATIENT WITH MULTIPLE HEREDITARY EXOSTOSES
 Athanasios Patousis, Dimitrios Kitridis, Nikolaos-Platon Sachinis, Efthimios Samoladas, Panagiotis Givivissis | *Affiliation: First Orthopaedic Department, Aristotle University of Thessaloniki, General Hospital "Georgios Papanikolaou", Thessaloniki, GRC*
- A-0608** SCHWANNOMAS OF THE HAND: CASE REPORT
 Alfonso Echeverria, Andrea Embarcadero, Alan Hernandez, Melissa De Anda, Paulina Salazar, Rafael Reynoso | *General Hospital, Mexico City, Mexico*
- A-0627** GLOMUS TUMOR OF THE INDEX FINGER - A CASE REPORT
 Andrijana Gjorgjeska, Ermira Hamzai, Gjorgje Dzokic | *University Clinic for Plastic and reconstructive surgery, Skopje, North Macedonia*
- A-0671** DOUBLE RAY AMPUTATION IN CASE OF HIGH-GRADE SARCOMAS OF THE HAND
 Noémi Szakács, Luca Hergár | *Department of Orthopedics, Semmelweis University*
- A-0796** A RARE CASE OF PARESTHESIAS OF THE HAND: AN INTRAMUSCULAR LIPOMA OF THE BICEPS BRANCHII
 Tânia Alegre Veigas¹, Paulo Cunha², Fernando Macedo³, Guilherme Correia², André Moreira², Tiago P Barbosa², João Pereira², Mário Baptista², Pedro Varanda², Maria Luisa Fardilha² | ¹*Centro Hospitalar de Entre-o-Douro e Vouga, Portugal;* ²*Hospital de Braga, Portugal;* ³*Hospital da Senhora de Oliveira, Portugal*
- A-0817** NORA'S LESIÓN IN A 77 YEARS-OLD PATIENT. AN ATYPICAL DIAGNOSIS
 Rocío Mascaraque, Marta Olmeda, Juan Carlos Márquez | *Hospital Universitario Infanta Elena, Madrid, Spain*

SURGEONS - WOUND HEALING

- A-0075** SHOCK WAVES ROLE IN SOFT TISSUE REGENERATION
Luciana Marzella, Alberto Lazzerini | *Galeazzi Sant'Ambrogio Institute, Milan, Italy*
- A-0142** RESORBABLE VS NON-RESORBABLE SUTURES IN OPEN CLINIC HAND SURGERY
Mirjam Hägg, Johanna von Kiezeritsky, Cecilia Mellstrand Navarro | *Departement of Handsurgery, Södersjukhuset, Stockholm, Sweden*
- A-0395** FINGERTIP INJURIES TREATED WITH INTRAVENOUS DRESSING SUPPORT
Mariana Gibertti, Angela Kibysz | *Epsom Medicina Laboral, Obera, Misiones, Argentina*
- A-0617** PRIMARY DIAGNOSTIC ERROR IN COMPARTMENT SYNDROME DUE TO EXTRAVASATION OF IODINATED CONTRAST IN THE HAND
Amer Mustafa Gondolbeu^{1,2}, Ana Scott-Tennent de Rivas¹, Marta Bonjorn Marti^{1,2}, Laura Prats Gispert^{1,2}, Pau Forcada Calvet^{1,2} | ¹*Hospital Universitari Arnau de Vilanova, Lleida, Spain;* ²*Faculty of Medicine, Universitat de Lleida, Spain*

SURGEONS - WRIST

- A-0055** FRAGMENTED PROXIMAL POLE SCAPHOID NONUNION TREATED WITH COSTO-OSTEOCHONDRAL AUTOGRAFT REFERRING TO 3-DIMENSIONAL SCAPHOID BONE MODEL
Shigeru Kurimoto¹, Masahiro Tatebe¹, Toshikazu Kurahashi², Michiro Yamamoto¹ | ¹*Nagoya University, Japan;* ²*Anjo Kosei Hospital, Japan*
- A-0071** TOTAL WRIST ARTHRODESIS USING A LOW-PROFILE, VARIABLE-ANGLE LOCKED DORSAL PLATE: CONSOLIDATION RATE AND COMPLICATIONS OF 85 CONSECUTIVE CASES
Pedro Henrique Martinez Grosse Siestrupp, Giovanni Vilardo Cerqueira Guedes, Eduardo Farias Vasquez, Rafael Sousa Lima Barbosa, Anderson Vieira Monteiro, Arnaldo Couto | *Instituto Nacional de Traumatologia e Ortopedia - INTO, Rio de Janeiro, Brazil*
- A-0103** COMPARISON OF PRIMARY AND REVISION RECONSTRUCTION OF THE SCAPHOID USING PATIENT-SPECIFIC GUIDES
Michael Wirth, Lisa Reissner, Benedikt Jochum, Andreas Schweizer | *Balgrist University Hospital, Zurich, Switzerland*
- A-0190** A BIOMECHANICAL STUDY COMPARING PATIENT-SPECIFIC IMPLANTS WITH STANDARD PLATES FOR THE SURGICAL MANAGEMENT OF DISTAL RADIUS MALUNION
Caroline Dover¹, Jan Kuiper¹, Taya Chapman², Simon Pickard^{1,2} | ¹*The Robert Jones and Agnes Hunt hospital, Oswestry, United Kingdom;* ²*The Royal Shrewsbury Hospital, Shrewsbury, United Kingdom*
- A-0194** NOVEL DESCRIPTIONS OF THE RADIAL OSTEOTOMY IN KIENBÖCK'S DISEASE: A SYSTEMATIC REVIEW
John Heifner¹, Abby Halpern², Deana Mercer³, Jorge Orbay⁴ | ¹*St George's University School of Medicine, USA;* ²*Larkin Department of Orthopaedics, USA;* ³*University of New Mexico Department of Orthopaedics, USA;* ⁴*Miami Bone and Joint Institute, USA*
- A-0195** SHOCK WAVES IN SCAPHOID PSEUDOARTHROSIS: A CASE SERIES
Paul German Terán¹, Fidel Ernesto Cayon¹, Estefania Anabel Lozada¹, Alvaro Santiago Le Marie² | ¹*Orthopedic Specialties Center, Quito, Ecuador;* ²*Department of General and Laparoscopic Surgery, Universidad Internacional del Ecuador, Quito, Ecuador*

- A-0201** PREDICTIVE FACTORS FOR CLINICAL OUTCOMES AFTER ARTHROSCOPIC TREATMENT OF TRAUMATIC CENTRAL TEARS OF THE TRIANGULAR FIBROCARILAGE COMPLEX
In-Uk Kim, Jae-Yong Cho, Sang-Hee Kim, Won-Taek Oh, Il-Hyun Koh, Yun-Rak Choi | *Department of Orthopaedic Surgery, Yonsei University College of Medicine, Severance Hospital, Seoul, South Korea*
- A-0205** COMPLICATIONS AND OUTCOMES OF OPERATIVE TREATMENT FOR ACUTE PERILUNATE INJURY: A SYSTEMATIC REVIEW
Chang-Hun Lee¹, Kwang-Hyun Lee¹, Joo-Hak Kim², Wan-Sun Choi³, Young Seok Lee¹ | ¹*Department of Orthopaedic Surgery, Hanyang University College of Medicine, Seoul, South Korea;* ²*Department of Orthopaedic Surgery, Myoungji Hospital, Goyang, South Korea;* ³*Department of Orthopaedic Surgery, Ajou University School of Medicine, Suwon, South Korea*
- A-0218** MADELUNG'S DEFORMITY AND ITS TREATMENT – ABOUT A CLINICAL CASE
João Costa, Claudia Micaela Gonçalves, João Afonso Martins, Joana Almeida, Pedro Negrão | *Centro Hospitalar Universitário São João, Porto, Portugal*
- A-0225** USE OF THE INTRA-OPERATIVE FLUOROSCOPIC GUIDANCE FOR SAFE PLACEMENT OF DISTAL SCREWS INTO SUBCHONDRAL ZONE IN VOLAR LOCKING PLATING FOR DISTAL RADIUS FRACTURES
Bong Cheol Kwon, Yong Min Lee | *Department of Orthopedic Surgery, Hallym University Sacred Heart Hospital, Dongan-Gu, Anyang-Si Gyeonggi-Do, South Korea*
- A-0288** PROXIMAL ROW CARPECTOMY VERSUS FOUR-CORNER FUSION IN THE TREATMENT OF SLAC AND SNAC WRIST: META-ANALYSIS AND LITERATURE REVIEW
Pieter Reyniers, Nathalie van Beek, Frederic De Schrijver, Sofie Goeminne | *St Elisabeth Hospital, Herentals, Belgium*
- A-0306** LONG TERM CHANGES OF BONE DENSITY REDUCTION OCCURS STRONGLY IN DISTAL RADIUS COMPARED WITH SCAPHOID
Ryutaro Iwasaki¹, Yusuke Matsuura¹, Yoshiyuki Matsuyama², Takahiro Yamazaki¹, Yosuke Ito¹, Kenji Kubota¹, Atsushi Hojo¹, Takashi Nomoto¹, Takuto Takeda¹, Seiji Otori¹ | ¹*Department of Orthopaedic Surgery, Chiba University Graduate School of Medicine Japan;* ²*Tokyo Metropolitan Bokuto Hospital, Japan*
- A-0322** AN ALTERNATIVE TREATMENT FOR DEGENERATIVE TRIANGULAR FIBROCARILAGE COMPLEX INJURIES WITH DISTAL RADIOULNAR JOINT INSTABILITY: FIRST EXPERIENCE WITH 48 PATIENTS
Sanharib Al Shaer, Job van der Palen, Joris Teunissen, Alexandra Fink, Brigitte van der Heijden, Oliver Zöphel, and The Hand Wrist Study Group | *UMC Utrecht, Utrecht, The Netherlands*
- A-0330** MASQUELET PROCEDURE FOR THE TREATMENT OF INTRA-ARTICULAR DEFECTS OF THE WRIST: A CASE REPORT SERIES OF FIVE PATIENTS
Priscilla A. Jawahier¹, Laurien Waaijer², Philip N. d'Ailly¹, Niels W.L. Schep¹ | ¹*Maasstad hospital, Rotterdam, the Netherlands;* ²*University Medical Centre Utrecht, Utrecht, the Netherlands*
- A-0397** ULNAR SHORTENING OSTEOTOMY FOR POSTTRAUMATIC ULNAR IMPACTION SYNDROME IN ADOLESCENT (YOUNGER THAN 18 YEARS)
Soo Min Cha¹, Hyun Dae Shin¹, Yun Ki Kim¹, Jae Hoon Yang² | ¹*Department of Orthopedic Surgery, Regional Rheumatoid and Degenerative Arthritis Center, Chungnam National University Hospital, Chungnam National University School of Medicine, Daejeon, South Korea;* ²*Centum Hospital, Daejeon, South Korea*

- A-0405** INCIDENCE AND NATURAL HISTORY OF ASSOCIATED DRUJ INSTABILITY AND/OR SLD IN PATIENTS TREATED WITH ORIF FOR A DISTAL RADIUS FRACTURE, CLINICAL RESULTS AFTER ONE YEAR FOLLOW-UP
Daniel Bakker, Bas M. Derksen, Simon B. Kramer, Niels W.L. Schep | *Department of Hand and Wrist Surgery, Maastad Hospital, Rotterdam, the Netherlands*
- A-0428** MID TERM AND LONG TERM FOLLOW-UP EVALUATION AFTER TOTAL WRIST DENERVATION FOR WRIST ARTHROPATHY
Almerico Megaro, Marco Passiatore, Andrea Bergomi, Giuseppe Milano | *ASST Spedali Civili, Brescia, Italy*
- A-0431** TREATMENT ORIENTED CLASSIFICATION FOR DISTAL RADIUS MAL UNION
Lucian Lior Marcovici, Iakov Molayem, Alessandro Greco, Alessia Pagnotta | *Hand & Microsurgery Unit, Jewish Hospital of Rome (Ospedale Israelitico), Rome, Italy*
- A-0457** TECHNIQUE MODIFICATIONS FOR WRIST ARTHRODESIS WITH A LOCKED INTRAMEDULLARY DEVICE
Javier Pérez-Rodríguez, Pedro Bolado-Gutiérrez, Aleksandar Lovic | *La Paz University Hospital, Madrid, Spain*
- A-0467** FUNCTIONAL OUTCOMES FOLLOWING SURGICAL FIXATION OF DISTAL RADIUS FRACTURES USING DORSAL AND VOLAR APPROACHES
Oliver Bagshaw, Darren Marshall, Mattia Solari, Sophie McGrann, Vijay Deore | *Pinderfields Hospital, The Mid Yorkshire Hospitals, Wakefield, UK*
- A-0596** MEDIUM AND LONG-TERM CLINICAL AND RADIOLOGICAL OUTCOMES OF RADIAL SHORTENING OSTEOTOMY IN KIENBÖCK'S DISEASE
Efsthathios Konstantinou, Efstratios Athanaselis, Theodoros Mylonas, Vasileios Akrivos, Christos Baltas, Zoe Dailiana, Sokratis Varitimidis | *Department of Orthopaedic Surgery, Faculty of Medicine, University of Thessally, Larissa, Greece*
- A-0685** REVISION OF FAILED AO C3 DISTAL RADIUS FRACTURES TREATED WITH DOUBLE PLATING AND BONE GRAFT
Ezequiel Zaidenberg¹, Belén García-Medrano², Ignacio Rellan³, Carlos Zaidenberg¹ | ¹*Buenos Aires University, Argentina;* ²*Hospital Clinico Universitario de Valladolid, Valladolid, Spain;* ³*Buenos Aires Italian Hospital, Argentina*
- A-0695** 4TH EXTENSOR COMPARTMENT ARTERY VASCULARIZED BONE GRAFT FOR KIENBÖCK'S DISEASE. MID-TERM FOLLOW-UP RESULTS
Frantzeska Zampeli, Panagiotis Kanellos, Sarantis Spyridonos, Emmanouil Fandridis | *Hand-Upper Limb-Microsurgery Department, General Hospital KAT, Athens, Greece*
- A-0745** A SYSTEMATIC REVIEW INTO THE USE OF PATIENT-SPECIFIC TECHNOLOGY FOR CORRECTIVE OSTEOTOMIES OF DISTAL RADIAL MALUNIONS
Caroline Dover¹, Debashis Dass¹, Jan Kuiper¹, Paul Cool¹, Judit Sami¹, Simon Pickard^{1,2} | ¹*The Robert Jones and Agnes Hunt Hospital, Oswestry, United Kingdom;* ²*The Royal Shrewsbury Hospital, Shrewsbury, United Kingdom*

- A-0756** EFFECT OF DISTAL RADIOULNAR JOINT CONFIGURATION ON THE CLINICAL OUTCOME AND DEVELOPMENT OF OSTEOARTHRITIS OF THE DISTAL RADIOULNAR JOINT AFTER ULNAR SHORTENING OSTEOTOMY
Stefan Meuser¹, Martin Richter¹, Nico Schwalfenberg¹, Bernd von Maydel² | ¹*Handurgery Helios Clinic Bonn/Rhein-Sieg, Bonn, Germany;* ²*Handzentrum Köln, Cologne, Germany*
- A-0788** MEASUREMENT AND DEFINITION OF SCAPHOID FLEXION DEFORMITY
Thorsten Schriever^{1,2}, Maria Wilcke^{1,2} | ¹*Karolinska Institute, Department of Clinical Science and Education, Södersjukhuset, Stockholm, Sweden;* ²*Department of Hand Surgery Södersjukhuset, Stockholm, Sweden*
- A-0831** PERILUNATE INJURIES OF THE WRIST
Roberta Sartore¹, Giancarlo Caruso², Laura Martini², Andrea Vitali², Massimo Corain¹ | ¹*Hand Surgery and Microsurgery Unit, University Hospital of Verona, Verona, Italy;* ²*Hand Surgery Unit, AUSL Toscana centro Firenze, Firenze, Italy*
- A-0859** WRIST HEMIARTHROPLASTY FOR COMPLEX INTRAARTICULAR DISTAL RADIUS FRACTURE IN A PATIENT WITH MANIFEST OSTEOPOROSIS
Matthias Holzbauer^{1,2}, Leonard S. Bodell³, Stefan M. Froschauer^{1,2} | ¹*Department of Orthopedics and Traumatology, Kepler University Hospital, Linz, Austria;* ²*Medical Faculty, Johannes Kepler University Linz, Linz, Austria*
- A-0867** WHY DO WE BECAME TO USE A MEDIAL CONDYLE FEMORAL FLAP FOR SCAPHOID BONE DEFECTS REPLACING LESS FREQUENT
Maksim Sautin¹, Igor Golubev^{1,2} | ¹*European Clinic of Sports Traumatology and Orthopaedics, Moscow, Russia;* ²*Priorov National Medical Research Centre for Traumatology and Orthopedics, Moscow, Russia*
- A-0871** SURGICAL TREATMENT OF KIENBÖCK'S DISEASE USING AN INTERCARPAL ARTERY REVASCULARISATION TECHNIQUE: OUR EXPERIENCE
Julien Teodori¹, Antonella Vigorito², Augusto Marcuzzi³ | ¹*Microsurgery and Hand Surgery, ASST Sette Laghi, Varese, Italy;* ²*Traumatology and Orthopedic Unit, Fondazione IRCCS Ca' Granda Ospedale Maggiore Policlinico, Milan Italy;* ³*Hand Surgery Department, IRCCS Orthopedic Institute Galeazzi, Milan, Italy*
- A-0924** SCAPHOID WAIST NON UNION TREATED WITH DISTAL END RADIUS CORTICO-CANCELLOUS BONE GRAFT AND KIRSCHNER WIRE FIXATION: A PROSPECTIVE STUDY OF 103 CASES
Jay Shah, Hemant Patankar | *Patankar's Hand and Limb Reconstruction Clinic, India*

Poster Session - Therapists

THERAPISTS - ASSESSMENT

- A-0168** ADOPTING A STANDARDISED GONIOMETRY GUIDELINE IN A HOSPITAL OUTPATIENT HAND THERAPY CLINIC: EXPLORING THERAPIST ATTITUDES AND PERCEPTIONS
Tasha Forbes | *Joonalup Health Campus, Perth, Australia*
- A-0307** EVALUATION METHOD AND REFERENCE VALUE OF THUMB PRONATION ANGLE IN THUMB OPPOSITION: ANALYSIS OF THE NAIL TIP ANGLE OF THUMB-RING FINGER OPPOSITION
Shinji Taniguchi¹, Yusuke Matsuura¹, Tomoyo Akasaka², Tatsuya Takehara², Ayae Yamada², Yuki Siko³, Yoshihito Ozawa³, Seiji Ohtori¹ | ¹*Chiba University Graduate School of Medicine School of Medicine Department of Orthopaedic Surgery, Chiba, Japan;* ²*Department of Rehabilitation, Chiba University Hospital, Chiba, Japan;* ³*Clinical Research Center, Chiba University Hospital, Chiba, Japan*
- A-0390** THERAPY-LED HAND CLINIC (TLHC) OFFERS EFFECTIVE AND RAPID ACCESS TO CARE FOR EMERGENCY DEPT PATIENTS WITH MINOR HAND INJURIES
Emma Carr, Kylie O'Grady, Roisin Dolan, Sean Carroll, Sarah McNally, Martina Fitzpatrick | *St. Vincent's University Hospital, Dublin, Ireland*
- A-0454** REFERENCE VALUES FOR REVISED AND STANDARDIZED DELLON'S MODIFICATION OF MOBERG PICK-UP TEST – PICK-UP3 WITH INTER-RATER RELIABILITY
Marisa Nikkonen¹, Kaarina Pirilä² | ¹*Villa Manus Oy, Vantaa, Finland;* ²*Metropolia University of Applied Sciences, Helsinki, Finland*
- A-0604** TETRAPLEGIA UPPER LIMB ACTIVITY QUESTIONNAIRE, TUAQ - DEVELOPMENT AND INITIAL PSYCHOMETRICS
Johanna Wangdell^{1,2}, Bridget Hill^{3,4}, Jennifer A Dunn⁵ | ¹*Centre of Advanced Reconstruction of Extremities, Sahlgrenska University Hospital, Gothenburg, Sweden;* ²*Department of Hand Surgery, Institute of Clinical Sciences, Sahlgrenska Academy, University of Gothenburg, Sweden;* ³*Department of Plastic and Reconstructive Surgery, Austin Health, Heidelberg, VIC, Australia;* ⁴*Epworth Monash Rehabilitation Medicine Unit, Epworth HealthCare, Richmond, VIC, Australia;* ⁵*Department of Orthopaedic Surgery and Musculoskeletal Medicine, University of Otago, Christchurch, New Zealand*
- A-0760** VALIDATION THE QUICK-DASH-BR QUESTIONNAIRE FOR WORKERS WITH WORK-RELATED MUSCULOSKELETAL PAIN AND DISCOMFORT COMPLAINTS OF THE UPPER LIMB
Marisa de Cássia Registro Fonseca, Natália Claro da Silva, Vinícius Restani de Castro, Leonardo Dutra de Salvo Mauad, Joyce Silva de Santana, Karen Ayumi Kawano Suzuki, Maria Eloísa de Oliveira Medeiros, Isabela Sales Bignotto, Pedro Campos Ribeiro de Lima, Karina Viana de Sousa, Flávia Personi Faleiros Macêdo Ricci | *Ribeirao Preto Medical School, Rehabilitation and Functional Performance Program, University of São Paulo, Ribeirao Preto, SP, Brazil*
- A-0762** RELIABILITY AND CONCURRENT VALIDITY OF A NEW BLUETOOTH ENABLED GRIP DYNAMOMETER (SQUEGG) FOR MEASURING GRIP STRENGTH: A CROSS-SECTIONAL STUDY IN ASYMPTOMATIC SUBJECTS: A PILOT STUDY
Cynthia Watkins, Emilia Pollnow, Holly Peters, Michelle Berger, Noor Shoaib | *Rothman Orthopaedic Institute, Philadelphia, PA, United States*

A-0773 EFFICIENCY OF TELEPHONE CONSULTATIONS FOR INITIAL ASSESSMENT IN A HAND THERAPY CLINIC
Angeliki Vervainioti | *St. George's Hospital London, UK*

A-0952 INTERPRETATION AND CONTENT VALIDITY OF THE ITEMS OF THE HAMILTON INVENTORY IN TO EVALUATE OUTCOMES IN PERSIAN SPEAKING PATIENTS WITH CRPS: A COGNITIVE INTERVIEW APPROACH
Maryam Farzad¹, Tara Packham², Joy MacDermid³ | ¹*Hand and Upper Limb Center, St. Joseph's Health Center, School of Physical Therapy, Department of Health and Rehabilitation Sciences, University of Western Ontario, London, Ontario, Canada;* ²*School of Rehabilitation Sciences, Faculty of Health Sciences, McMaster University, Hamilton, ON, Canada;* ³*Physical Therapy and Surgery, Western University, London, ON - Clinical Research Lab, Hand and Upper Limb Center, St. Joseph's Health Center, London, Ontario - Rehabilitation Science McMaster University, Hamilton, ON, Canada*

THERAPISTS - DUPUYTREN'S DISEASE

A-0372 A MULTIDISCIPLINARY GLOBAL SURVEY AND REVIEW OF CURRENT EVIDENCE ON THE TREATMENT AND REHABILITATION OF DUPUYTREN'S DISEASE AFFECTING THE LITTLE FINGER
Melinda Moscovici¹, Fabrizio Marzano², Valerio Pace³ | ¹*Université Grenoble Alpes (UGA), Grenoble, France;* ²*AOSP Terni, Italy;* ³*University of Perugia, Italy*

THERAPISTS - EXTENSOR TENDONS

A-0833 REHABILITATION OF ZONE ONE EXTENSOR TENDON REPAIRS
Alexander Watson, Millicent Chu | *St. Georges Hospital NHS Trust, UK*

THERAPISTS - HAND FRACTURES

A-0275 COMPARISON OF THE POOLE TRACTION SPLINT AGAINST SURGERY OR CONSERVATIVE MANAGEMENT OF PHALANGEAL FRACTURES OF THE HAND
Anne Alexander¹, Helen Andrews¹, Erin Hannink² | ¹*Oxford University Hospital NHS Foundation Trust, UK;* ²*Physiotherapy Research Unit, OUH NHSFT, UK*

THERAPISTS - INNOVATIVE ASPECTS IN HAND REHABILITATION

A-0050 A LASER CUTTING MACHINE ALLOWS MAKING ALL KIND OF SPLINTS FROM DIFFERENT TYPE OF MATERIALS
Carlos Llobregat Delgado¹, Cristina Adillón Camón², Eva Alicia Guerrero Forteza¹ | ¹*Hand and Upper Limb Rehabilitation Center C. Llobrega, Terrassa, Barcelona, Spain;* ²*Rovira Virgili University, Reus, Tarragona, Spain*

THERAPISTS - LYMPHATIC PROBLEMS OF THE HAND AND UE

A-0389 INFLUENCE OF FUNCTIONAL COMPRESSIVE BANDAGING ON THE FUNCTIONALITY OF THE UPPER LIMB AFFECTED BY LYMPHEDEMA SECONDARY TO BREAST CANCER
Flávia Belavenuto Rangon, Amanda Apolinário Belmar, Marisa de Cássia Registro Fonseca, Rinaldo Roberto de Jesus Guirro, Elaine Caldeira de Oliveira Guirro | *Ribeirao Preto Medical School, Rehabilitation and Performance Program, University of São Paulo, Ribeirao Preto, SP, Brazil*

- A-0494** INFLUENCE OF AGE AND LYMPHEDEMA SECONDARY TO BREAST CANCER SURGERY TREATMENT IN THE HANDGRIP STRENGTH
Carla Silva Perez, Flávia Belavenuto Rangon, Cristina Faustino Cuviena, Marisa de Cássia Registro Fonseca, Elaine Caldeira de Jesus Guirro, Rinaldo Roberto de Jesus Guirro | *Ribeirao Preto Medical School, Rehabilitation and Functional Performance Program, University of São Paulo, Ribeirao Preto, SP, Brazil*

THERAPISTS - RESEARCH

- A-0382** AN EXAMINATION OF THE OPERATIVE AND POST-OPERATIVE MANAGEMENT OF TRAPEZIOMETACARPAL OSTEOARTHRITIS IN IRELAND
Emma Carr, Michelle Spirtos | *St. Vincent's University Hospital, Dublin, Ireland. mTrinity College, Dublin, Ireland*
- A-0455** CORRELATION BETWEEN HOSPITAL LENGTH OF STAY AND PALMAR GRIP STRENGTH OF POST COVID-19 PATIENTS
Jéssica Perossi Nascimento, Lucas Botelho Azevedo, Daniele Oliveira dos Santos, Thales Henrique Carmo Furquim, Marisa de Cássia Registro Fonseca, Ada Clarice Gastaldi | *Ribeirao Preto Medical School, Rehabilitation and Functional Performance Program, University of São Paulo, Ribeirao Preto, SP, Brazil*

THERAPISTS - ULNAR SIDED PAIN

- A-0346** ACCURACY OF WRIST WEIGHT-BEARING TEST FOR DIAGNOSIS OF TFCC TEARS
Susan Barlow, Wendy Medeiros, Jan-Stephan Scholtz | *University of Lynchburg, VA, USA*
- A-0444** EFFECTS OF SELF-EFFICACY, CATASTROPHIZING, FEAR OF MOVEMENT AND JOINT POSITION SENSE IN THE MAINTENANCE OF WRIST UNSPECIFIC PAIN IN ATHLETES. AN OBSERVATIONAL CROSS-SECTIONAL STUDY
Raquel Cantero Téllez^{1,2}, Leire Cruz Gambero^{1,2}, Santiago García Orza^{2,3}, Miguel Cuadros Romero^{2,4}, Javier García Orza^{2,5} | ¹*Physiotherapy Department - Faculty of Health Sciences - University of Málaga. C/ Arquitecto Francisco Peñalosa (Ampliación Campus Teatinos) Málaga, Spain;* ²*FE-17, Hand Research Team, IBIMA Área Tecnología en Salud e Innovación, Málaga, Spain;* ³*Hospital Comarcal de la Axarquía, Vélez-Málaga, Málaga, Spain;* ⁴*Orthopedic surgery and trauma service, Parque de San Antonio Hospital, Málaga, Spain;* ⁵*Numerical Cognition Lab, universidad de Málaga, Spain*

THERAPISTS - WRIST FRACTURES

- A-0021** A SINGLE THERAPY UNIT EXPERIENCE OF PATIENT PERCEPTION OF BALANCE AND CONFIDENCE FOLLOWING DISTAL RADIUS FRACTURE OPEN REDUCTION INTERNAL FIXATION (ORIF)
Sharon Gillespie, Odhran McCoy, Daniel Brown | *Liverpool Orthopaedic and Trauma Service, Liverpool, UK*

THERAPISTS - WRIST INSTABILITY

- A-0072** NEUROMUSCULAR AND PROPRIOCEPTIVE REEDUCATION AFTER PROXIMAL ROW CARPECTOMY: A CASE SERIES
Rosella Vargas | *Handfix Terapia de Mano, Puebla, Mexico*

SPONSORS

PLATINUM SPONSOR

medartis®

GOLD SPONSOR

KLS martin
GROUP

SILVER SPONSORS

 acumed®

 Arthrex®

 DePuy Synthes
THE ORTHOPAEDICS COMPANY OF ~~Johnson & Johnson~~

 KeriMedical

 NEWCLIP
TECHNOLOGIES

 skeletal dynamics®
UNDERSTANDING THE UPPER EXTREMITY

BRONZE SPONSORS

 axogen®

 orfit The
personal fit

Swemac

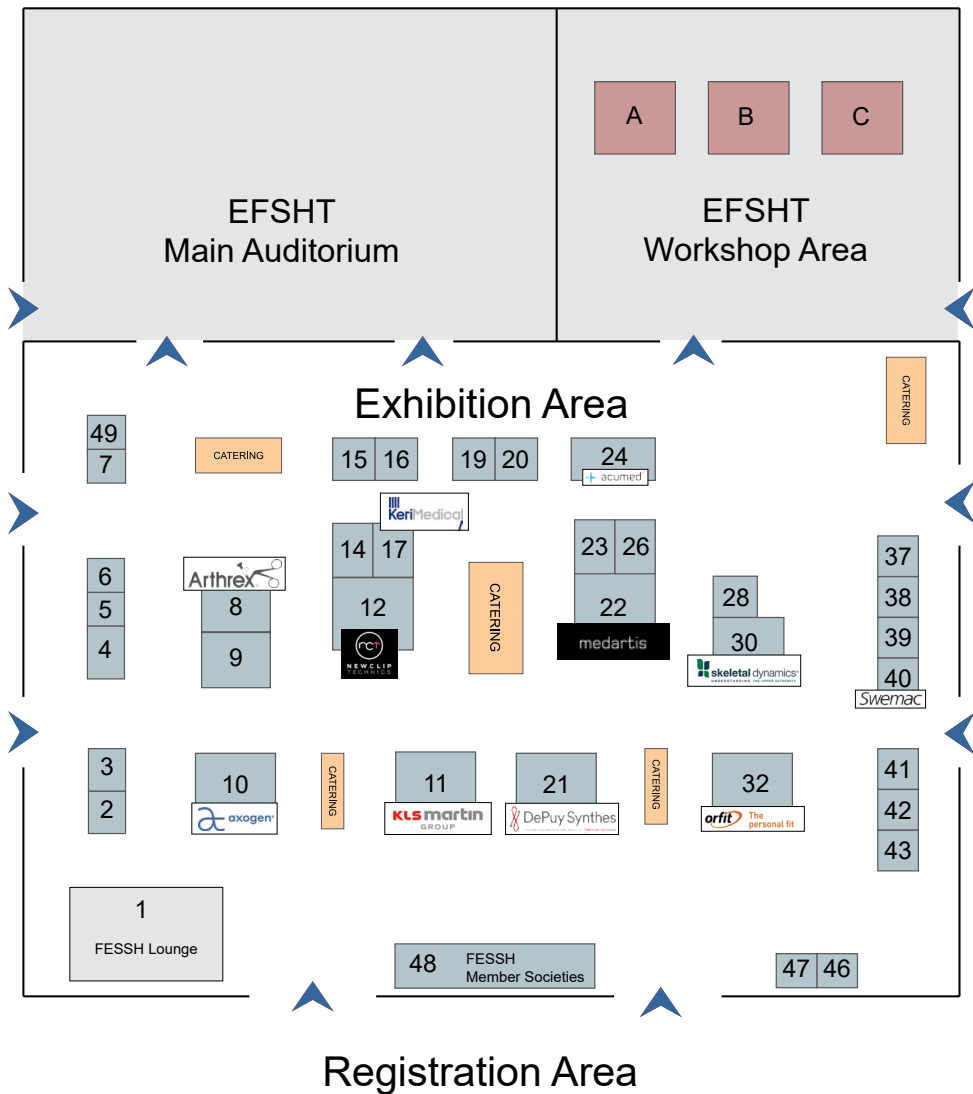
Thank you for your support!

EXHIBITORS

Apis
Astrolabe Medical
BRM Extremities
Dassiet
EFSHT
FzioMed
Global Nerve Foundation
Igea SPA
Kinetec
Lepine
Manometric
MAPS Therapy
Materialise
medi-x Imaging Systems
Nea International
Ortotec Finland
SAGE Publishing
Spirecut AG
Synovis MCA/Biover AG
T Tape Company - D.D.E.
Techno Concept
Thieme
Wisepress
Ziehm Imaging

Thank you for your support!

EXHIBITION FLOORPLAN



EXHIBITORS

STAND	COMPANY
24	Acumed
4	Apis
8	Arthrex
19	Astrolabe Medical
10	Axogen
39	BRM Extremities
26	Dassiet
21	DePuy Synthes
49	EFSHT
1	FESSH Lounge
48	FESSH Member Associations
37	FzioMed
42	Global Nerve Foundation
41	Igea SPA
17	KeriMedical
16	Kinetec
11	KLS Martin
14	Lépine
6	Manometric

STAND	COMPANY
5	MAPS Therapy
2	Materialise
22	Medartis
28	medi-x Imaging Systems
20	Nea International
12	Newclip Technics
32	Orfit
3	Ortotec Finland
38	SAGE Publishing
30	Skeletal
43	Spirecut AG
40	Swemac
15	Synovis MCA/Biover AG
23	T Tape Company - D.D.E.
7	Techno Concept
47	Thieme
46	Wisepress
9	Ziehm Imaging

INDUSTRY SPONSORED PROGRAMMES

THURSDAY, 11 MAY 2023



BORGIO

12:40 - 13:40

Evolution in hand surgery with 3D planning, patient-specific guides and implants – indications, experiences and results

KLS Martin Group Symposium



LAVATOIO

12:40 - 13:40

CMC1 Prosthesis and Beyond

Keri Medical Symposium



PONTE

12:40 - 13:40

Innovative Trends in Hand and Wrist Surgery

Medartis Symposium



PORTO

12:40 - 13:40

Innovations in Wrist & Forearm Fracture Treatment

Skeletal Symposium



OROLOGIO

12:40 - 13:40

The Motec® Wrist Prosthesis: A viable alternative to wrist fusion in high demand patients

Swemac Symposium



BORGIO

12:40 - 13:40

CapFlex® PIP replacement - Joining an established joint solution
BIRG Symposium (Supported by the KLS Martin Group)



LAVATOIO

12:40 - 13:40

Managing Complexity: 3D Technology and Other Helpful Techniques
Acumed Symposium



PONTE

12:40 - 13:40

To Change or Not to Change: how Recent Scientific Evidence is Evolving the Peripheral Nerve Repair Landscape
Axogen Symposium



BASTIONI

12:40 - 13:40

The Arthrex World of Hand Surgery
Arthrex Workshop



SQUERO

12:40 - 13:40

Modern Trends of Osteosynthesis in Hand and Wrist Surgery
Medartis Workshop

SEE YOU
IN ROTTERDAM!
www.fessh2024.com



FESSH
Federation of
European Societies for
Surgery of the Hand



CONTACT

FESSH Management Office
Email: office@fessh.com
Website: www.fessh.com

ASSZISZTENCIA Congress Bureau
Email: info@fessh2023.com
Website: www.asszisztencia.hu